

# CONTENTS

## ENGINE

Cylinder Head .....	B2
Cylinder .....	B3
Crankshaft · Piston .....	B4 ~ B5
Camshaft · Chain .....	B6
Valve .....	B7 ~ B8
Oil Pump .....	B9 ~ B10
Oil Cleaner .....	B11
Oil Cooler .....	B12
Intake .....	B13 ~ B14
Carburetor .....	B15 ~ C4
Exhaust .....	C5
Crankcase .....	C6 ~ C7
Crankcase Cover .....	C8
A.C. Generator .....	C9
Pickup Coil · Governor .....	C10
Starting Motor .....	C11
Starter Clutch .....	C12
Primary Shaft · Chain .....	C13
Clutch .....	C14 ~ C15
Transmission .....	D2 ~ D3
Middle Drive Gear .....	D4 ~ D5
Shift Cam · Fork .....	D6 ~ D7
Shift Shaft · Pedal .....	D8


## CHASSIS

Frame .....	D9 ~ D10
Front Fender · Rear Fender .....	D11
Side Cover · Tool .....	D12 ~ D13
Rear Arm · Suspension .....	D14
Drive Shaft .....	D15 ~ E4

Front Fork .....	E5 ~ E6
Steering .....	E7
Fuel Tank .....	E8
Fuel Cock · Piping .....	E9 ~ E10
Seat .....	E11
Front Wheel .....	E12
Front Brake Caliper .....	E13 ~ E14
Rear Wheel .....	E15 ~ F2
Rear Brake Caliper .....	F3
Handlebar · Cable .....	F4
Front Master Cylinder .....	F5
Stand · Footrest .....	F6
Brake .....	F7
Cowling .....	F8 ~ F9
Flasher Light .....	F10
Speedometer · Tachometer .....	F11 ~ F12
Headlight .....	F13 ~ F14
Taillight .....	F15
Handle Switch · Lever .....	G2
Electrical 1 .....	G3 ~ G4
Electrical 2 .....	G5 ~ G6

## INDEX

NUMERICAL INDEX .....	M1 ~ M5
PARTS NAME INDEX .....	M6 ~ M16



**YAMAHA**

**PARTS CATALOGUE**



**XS1100S'81 (5K7)**

**ENGLAND**

**21JK7-310E1**

**A2**





A3

# FOREWORD

This Parts Catalogue is related to the parts in use for the Yamaha XS1100 S'81 (5K7)  
When you are ordering replacement parts for the XS1100 S'81 (5K7), refer to this Parts Catalogue and quote both part numbers and part names correctly.

1. Modifications or additions which have been made after issue of the Parts Catalogue will be announced in the Yamaha Parts News.  
It is advisable that according to the Yamaha Parts News you make necessary corrections to the Parts Catalogue on hand to keep it up-to-date.

## 2. Abbreviations

The following abbreviations are used in this Parts Catalogue.

- U.R. Use size (thickness) and/or number as required.
- U.N. Use as many as you need.
- A.P. Alternate Parts
- L.M. Local Made
- F# Frame No. (Applicable machine No.)

3. The parts marked with ( \* ) in the parts number column of this Catalogue are not supplied with by Yamaha, those have to be found locally.
4. Parts, which are to be supplied in the form of assemblies, are listed with an indentation of one letter's space, and a dot ( . ) is put against the name of each part.

**EXAMPLE** CARBURETOR ASS'Y  
     . JET, pilot  
     . NOZZLE, main

## 5. Indication of No. of constituent parts for assembly

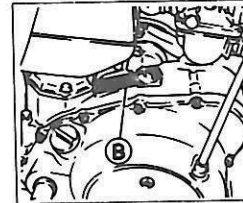
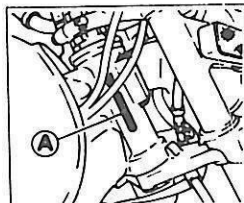
The numeral appearing to the right of each constituent part under the description indicates the quantity of such parts for each individual assembly unit.

### EXAMPLE

Part No.	Description	Q'ty	Remarks
2F5-33310-60	FRONT FLASHER LIGHT ASS'Y	2	
115-83311-60	. BULB (6V-18W)	1	
1M1-83309-60	. REFLECTOR	1	

## 6. Initial Serial No. and Color Code

A	Frame Serial No.	5K7-010101 and following
B	Engine Serial No.	5K7-010101 and following



Color Code	Color Name	Abbreviate
6G	NEW YAMAHA BLACK	NYB

7. Applicable colors of graphics are represented in the "Remarks" column by the letter(s) appropriately picked out of the full word(s) showing such colors.

### EXAMPLE

Part No.	Description	Q'ty	Remarks
2N4-24110-00-X5	FUEL TANK COMP.	1	MAXIM RED
3J1-24240-10	. GRAPHIC, fuel tank set	1	for MXR

# CONTENTS

## ENGINE

Cylinder Head .....	B2
Cylinder .....	B3
Crankshaft · Piston .....	B4 ~ B5
Camshaft · Chain .....	B6
Valve .....	B7 ~ B8
Oil Pump .....	B9 ~ B10
Oil Cleaner .....	B11
Oil Cooler .....	B12
Intake .....	B13 ~ B14
Carburetor .....	B15 ~ C4
Exhaust .....	C5
Crankcase .....	C6 ~ C7
Crankcase Cover .....	C8
A.C. Generator .....	C9
Pickup Coil · Governor .....	C10
Starting Motor .....	C11
Starter Clutch .....	C12
Primary Shaft · Chain .....	C13
Clutch .....	C14 ~ C15
Transmission .....	D2 ~ D3
Middle Drive Gear .....	D4 ~ D5
Shift Cam · Fork .....	D6 ~ D7
Shift Shaft · Pedal .....	D8

## CHASSIS

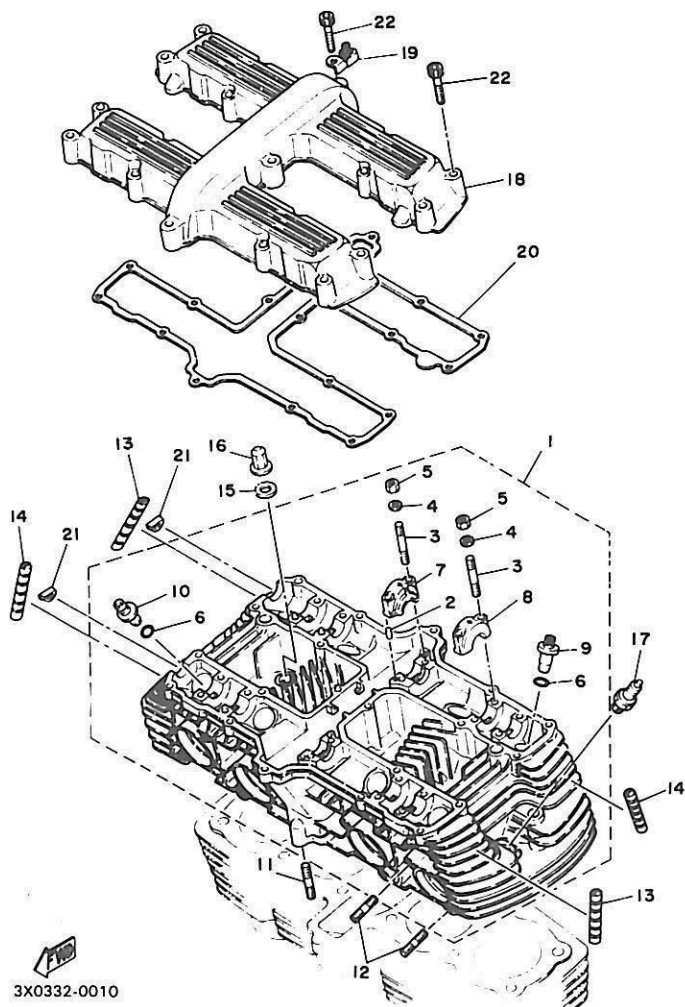
Frame .....	D9 ~ D10
Front Fender · Rear Fender .....	D11
Side Cover · Tool .....	D12 ~ D13
Rear Arm · Suspension .....	D14
Drive Shaft .....	D15 ~ E4

Front Fork .....	E5 ~ E6
Steering .....	E7
Fuel Tank .....	E8
Fuel Cock · Piping .....	E9 ~ E10
Seat .....	E11
Front Wheel .....	E12
Front Brake Caliper .....	E13 ~ E14
Rear Wheel .....	E15 ~ F2
Rear Brake Caliper .....	F3
Handlebar · Cable .....	F4
Front Master Cylinder .....	F5
Stand · Footrest .....	F6
Brake .....	F7
Cowling .....	F8 ~ F9
Flasher Light .....	F10
Speedometer · Tachometer .....	F11 ~ F12
Headlight .....	F13 ~ F14
Taillight .....	F15
Handle Switch · Lever .....	G2
Electrical 1 .....	G3 ~ G4
Electrical 2 .....	G5 ~ G6

## INDEX

NUMERICAL INDEX .....	M1 ~ M5
PARTS NAME INDEX .....	M6 ~ M16

FIG. 1 CYLINDER HEAD



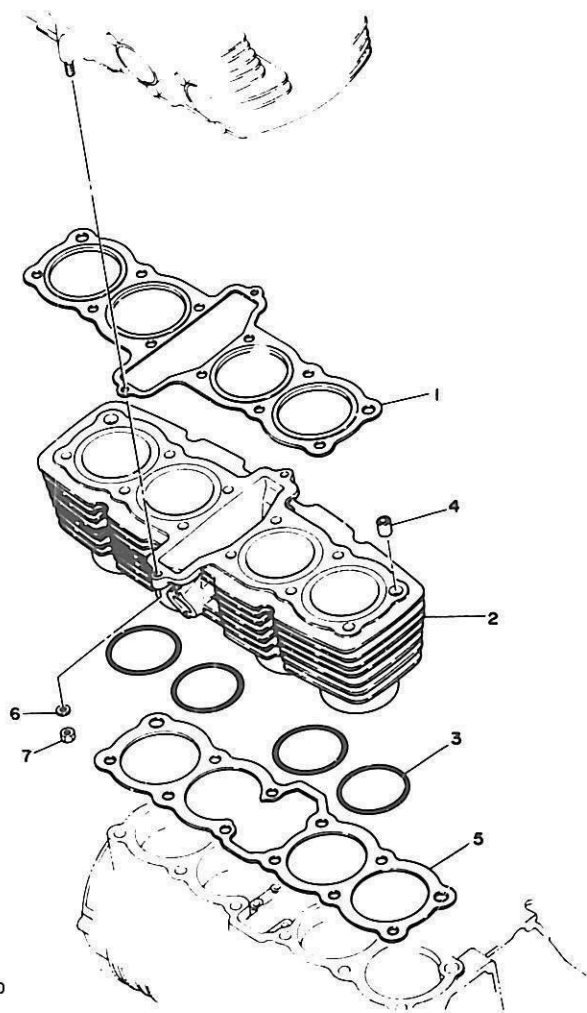
3X0332-0010

REF. NO.	PART NO.	DESCRIPTION	Q'TY	REMARKS
1	2H9-11110-00	CYLINDER HEAD ASSY	1	
2	93603-09004	.PIN, dowel	4	
3	90116-06228	.BOLT, stud	20	
4	90201-06431	.WASHER, Plate	20	
5	95301-06600	.NUT	20	
6	93210-11313	.O-RING	8	
7	1J7-12173-10	.CAP, camshaft 1	2	
8	1J7-12183-10	.CAP, camshaft 2	8	
9	1J7-11133-10	.GUIDE, intake valve (1ST D/S)	4	
10	1J7-11134-10	.GUIDE, exhaust valve (1ST D/S)	4	
11	90116-08161	BOLT, stud	2	
12	95621-08615	BOLT, stud	8	
13	2H7-11161-00	ABSORBER 1	2	
14	2H7-11162-00	ABSORBER 2	2	
15	90201-11597	WASHER, Plate	12	
16	90176-10033	NUT, crown	12	
17	94701-00116	PLUG, sPark (NGK BP-6ES)	4	
18	2H9-11191-00	COVER, cylinder head 1	1	
19	90465-10129	CLAMP	1	
20	2H7-11193-00	GASKET, head cover 1	1	
21	1J7-11138-00	PLUG	2	
22	91316-06035	BOLT	20	

B2

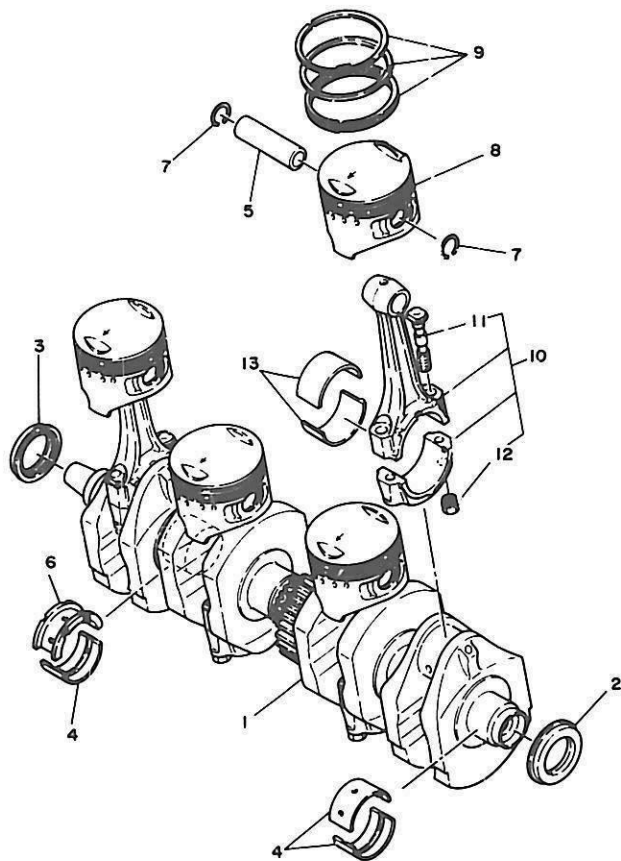
FIG. 2 CYLINDER

REF. NO.	PART NO.	DESCRIPTION	Q'TY	REMARKS
1	2H7-11181-02	GASKET, cylinder head 1	1	
2	2H9-11310-00	CYLINDER	1	
3	93210-77363	O-RING	4	
4	91830-24016	PIN, dowel	2	
5	2H7-11351-01	GASKET, cylinder	1	
6	90201-08382	WASHER, Plate	2	
7	95316-08600	NUT	2	



3X0332-0020

B3

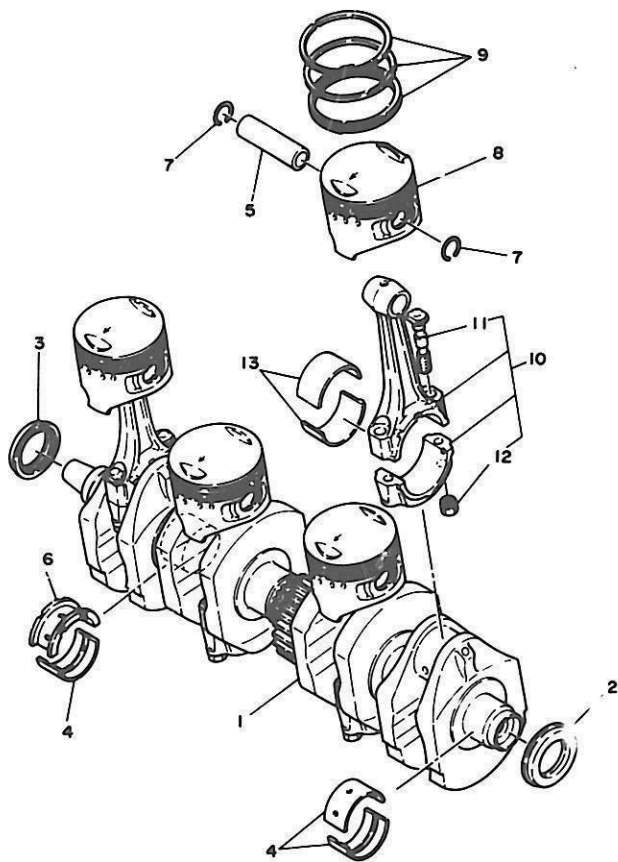


3X0332-0030

FIG. 3 CRANKSHAFT-PISTON

REF. NO.	PART NO.	DESCRIPTION	Q'TY	REMARKS
1	2H7-11411-02	CRANKSHAFT	1	
2	93101-32087	OIL SEAL	1	
3	93101-32088	OIL SEAL	1	
4	2H7-11416-01	PLANE BEARING, crankshaft 1	9	UR blue
	2H7-11416-11	PLANE BEARING, crankshaft 1	9	UR black
	2H7-11416-21	PLANE BEARING, crankshaft 1	9	UR brown
	2H7-11416-31	PLANE BEARING, crankshaft 1	9	UR green
	2H7-11416-41	PLANE BEARING, crankshaft 1	9	UR yellow
5	2H7-11633-01	PIN, Piston	4	
6	2H7-11417-01	PLANE BEARING, crankshaft 2	1	UR blue
	2H7-11417-11	PLANE BEARING, crankshaft 2	1	UR black
	2H7-11417-21	PLANE BEARING, crankshaft 2	1	UR brown
	2H7-11417-31	PLANE BEARING, crankshaft 2	1	UR green
	2H7-11417-41	PLANE BEARING, crankshaft 2	1	UR yellow
7	90468-12069	CLIP	8	
8	2H9-11631-01-45	PISTON (STD)	4	UR AP
	2H9-11631-01-46	PISTON (STD)	4	UR AP
	2H9-11635-00	PISTON (1ST O/S 0.25MM)	4	AP
	2H9-11636-00	PISTON (2ND O/S 0.50MM)	4	AP
	2H9-11637-00	PISTON (3RD O/S 0.75MM)	4	AP
	2H9-11638-00	PISTON (4TH O/S 1.00MM)	4	AP
9	3J2-11610-00	PISTON RING SET (STD)	4	AP STD
	3J2-11610-10	PISTON RING SET (1ST O/S)	4	AP
	3J2-11610-20	PISTON RING SET (2ND O/S)	4	AP
	3J2-11610-30	PISTON RING SET (3RD O/S)	4	AP
	3J2-11610-40	PISTON RING SET (4TH O/S)	4	AP
10	1J7-11650-01	CONNECTING ROD ASSY	4	
11	1J7-11654-00	BOLT, connecting rod	2	

FIG. 3 CRANKSHAFT-PISTON



3X0332-0030

REF. NO.	PART NO.	DESCRIPTION	Q'TY	REMARKS
12	90170-09192	.NUT	2	
13	2F3-11656-00	PLANE BEARING, connecting rod	8	UR blue
	2F3-11656-10	PLANE BEARING, connecting rod	8	UR black
	2F3-11656-20	PLANE BEARING, connecting rod	8	UR brown
	2F3-11656-30	PLANE BEARING, connecting rod	8	UR green
	2F3-11656-40	PLANE BEARING, connecting rod	8	UR yellow

CONNECTING ROD BEARING SELECTION

Housing No. - Shaft No. - Bearing No.

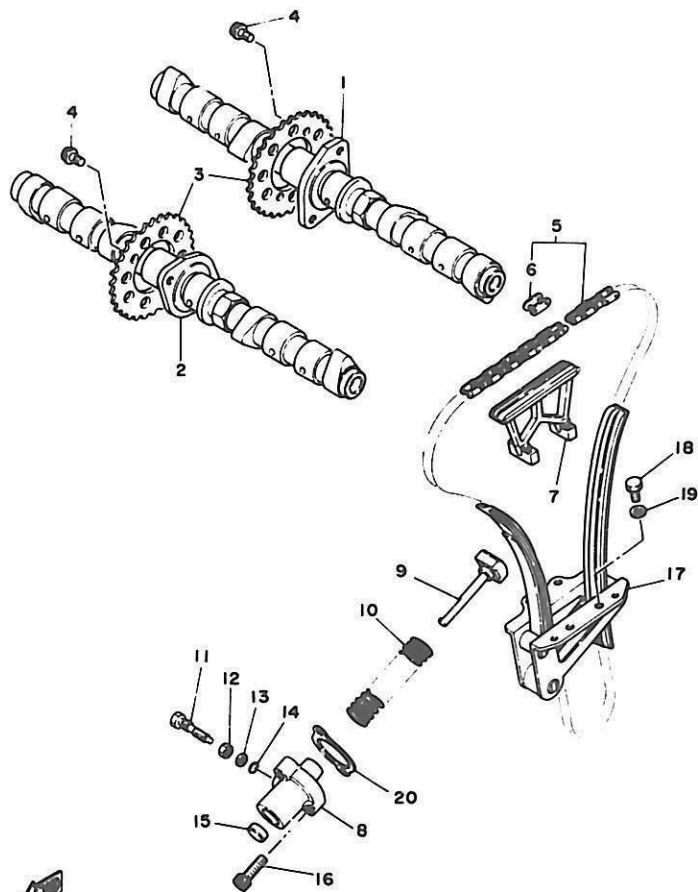
	Center thickness T	Housing diameter	No.	Shaft diameter	No.	Oil clearance
		45 $\phi$ +0.024 +0.016	4	42.5 $\phi$ 0 -0.008	1	0.042 - 0.054
BEARING 1 (BLUE)	1.5 +0.001 -0.003	45.5 $\phi$ +0.016 +0.008	5	42.5 $\phi$ -0.009 -0.016	2	0.042 - 0.054
BEARING 2 (BLACK)	1.5 -0.003 -0.007	45.5 $\phi$ +0.008 0	6	42.5 $\phi$ -0.017 -0.024	3	0.042 - 0.054
BEARING 3 (BROWN)	1.5 -0.007 -0.011					0.042 - 0.054
BEARING 4 (GREEN)	1.5 -0.011 -0.015					0.042 - 0.054
BEARING 5 (YELLOW)	1.5 -0.015 -0.019					0.042 - 0.054

CRANKSHAFT BEARING SELECTION

Housing No. - Shaft No. - Bearing No.

	Center thickness T	Housing diameter	No.	Shaft diameter	No.	Oil clearance
		39 $\phi$ +0.024 +0.016	4	36 $\phi$ 0 -0.008	1	0.035 - 0.059
BEARING 1 (BLUE)	1.5 +0.006 +0.002	39 $\phi$ +0.016 +0.008	5	36 $\phi$ -0.009 -0.016	2	0.035 - 0.059
BEARING 2 (BLACK)	1.5 +0.002 -0.002	39 $\phi$ +0.008 0	6	36 $\phi$ -0.017 -0.024	3	0.035 - 0.059
BEARING 3 (BROWN)	1.5 -0.002 -0.006					0.035 - 0.059
BEARING 4 (GREEN)	1.5 -0.006 -0.010					0.035 - 0.059
BEARING 5 (YELLOW)	1.5 -0.010 -0.014					0.035 - 0.059

B5



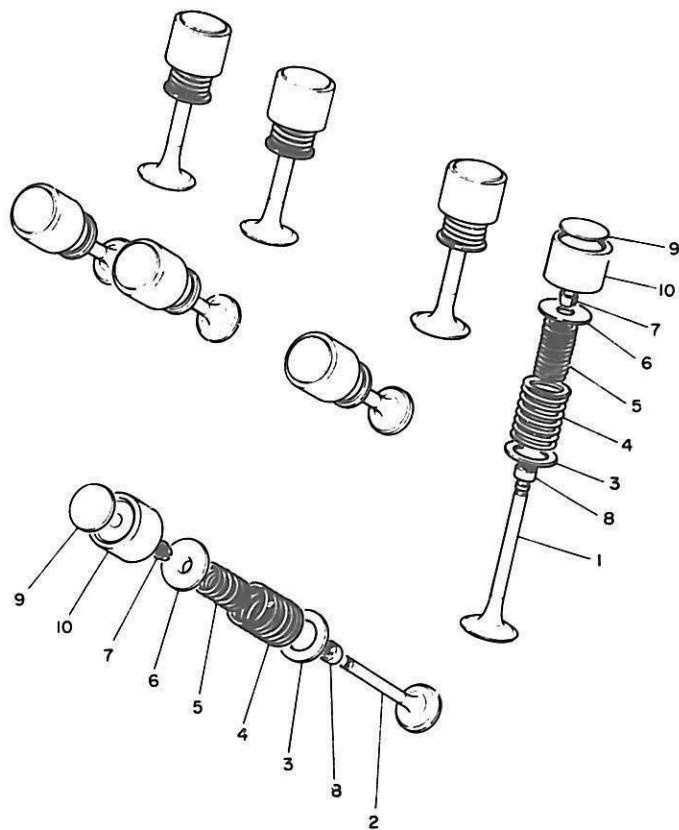
3X0332-0040

FIG. 4 CAMSHAFT.CHAIN

REF. NO.	PART NO.	DESCRIPTION	Q'TY	REMARKS
1	2H7-12171-01	CAMSHAFT 1	1	
2	2H7-12181-01	CAMSHAFT 2	1	
3	1L9-12176-00	SPROCKET, cam chain (34T)	2	
4	90105-07087	BOLT, washer based	4	
5	94500-02128	CHAIN (BF05M-128L)	1	
6	94600-02001	JOINT, chain	1	tsubakimoto
7	2H7-12241-00	GUIDE, stopPer 2	1	
8	2H9-12212-00	CASE, chain tensioner	1	
9	2H7-12217-01	ROD, chain tensioner	1	
10	90501-16493	SPRING, comPression	1	
11	90109-08628	BOLT	1	
12	95306-08700	NUT	1	
13	92901-06600	WASHER, Plate	1	
14	93210-06001	O-RING	1	
15	90338-14004	PLUG	1	
16	91316-06025	BOLT	2	
17	2H7-12250-04	CHAIN DAMPER ASSY	1	
18	97321-06020	BOLT	4	
19	92901-06600	WASHER, Plate	4	
20	2H7-12213-00	GASKET, tensioner case	1	

B6





3X0332-1050

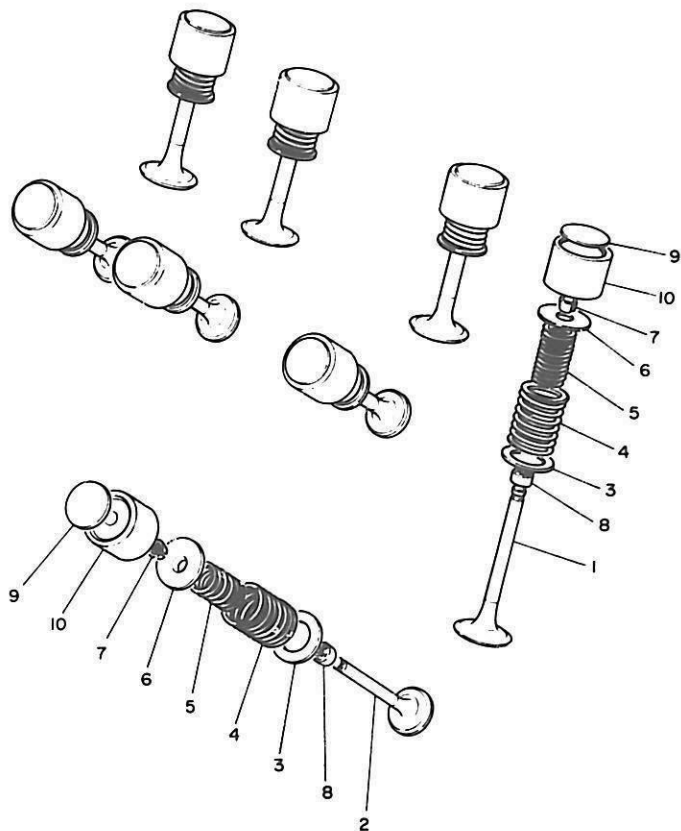
FIG. 5 VALVE

REF. NO.	PART NO.	DESCRIPTION	Q'TY	REMARKS
1	1J7-12111-01	VALVE, intake	4	
2	1J7-12121-00	VALVE, exhaust	4	
3	1J7-12116-00	SEAT, valve spring	8	
4	90501-39414	SPRING, compression	8	
5	90501-28415	SPRING, compression	8	
6	2F3-12117-00	RETAINER, valve spring	8	
7	1J7-12118-00	COTTER, valve	16	
8	1J7-12119-01	SEAL, valve stem	8	
9	1J7-12169-01	PAD, adjusting (2.00)	8	UR
	1J7-12169-11	PAD, adjusting (2.05)	8	UR
	1J7-12169-21	PAD, adjusting (2.10)	8	UR
	1J7-12169-31	PAD, adjusting (2.15)	8	UR
	1J7-12169-41	PAD, adjusting (2.20)	8	UR
	1J7-12169-51	PAD, adjusting (2.25)	8	UR
	1J7-12169-61	PAD, adjusting (2.30)	8	UR
	1J7-12169-71	PAD, adjusting (2.35)	8	UR
	1J7-12169-81	PAD, adjusting (2.40)	8	UR
	1J7-12169-91	PAD, adjusting (2.45)	8	UR
	1J7-12169-A1	PAD, adjusting (2.50)	1	UR
	1J7-12169-E1	PAD, adjusting (2.55)	8	UR
	1J7-12169-F1	PAD, adjusting (2.60)	8	UR
	1J7-12169-G1	PAD, adjusting (2.65)	8	UR
	1J7-12169-H1	PAD, adjusting (2.70)	8	UR
	1J7-12169-J1	PAD, adjusting (2.75)	8	UR
	1J7-12169-K1	PAD, adjusting (2.80)	8	UR
	1J7-12169-L1	PAD, adjusting (2.85)	8	UR
	1J7-12169-M1	PAD, adjusting (2.90)	8	UR
	1J7-12169-N1	PAD, adjusting (2.95)	8	UR

B7

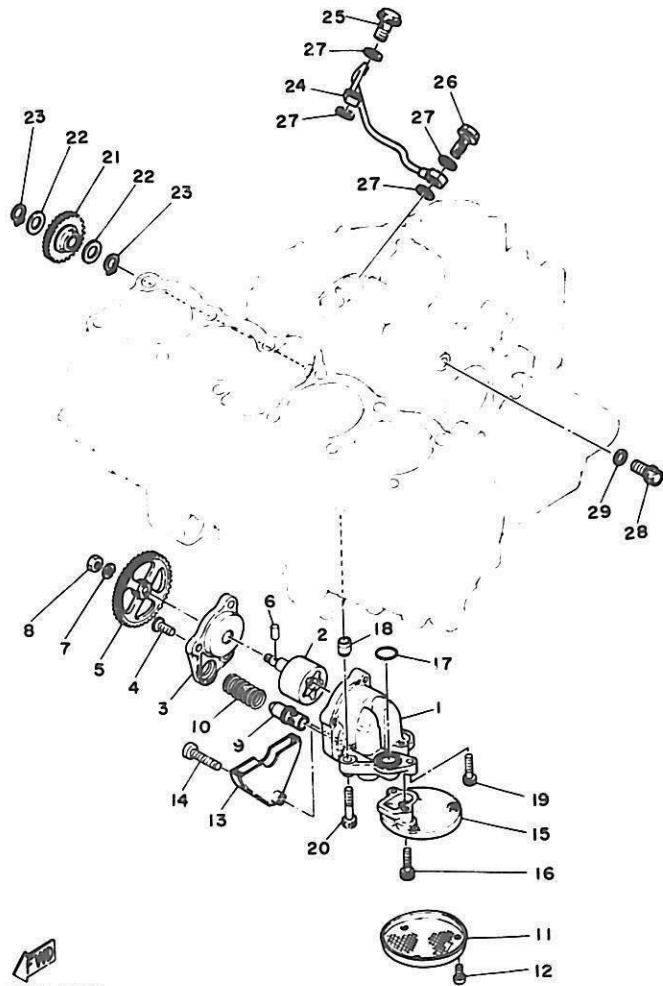
FIG. 5 VALVE

REF. NO.	PART NO.	DESCRIPTION	Q'TY	REMARKS
9	1J7-12169-R1	PAD, adjustinē (3.00)	8	UR
	1J7-12169-T1	PAD, adjustinē (3.05)	8	UR
	1J7-12169-U1	PAD, adjustinē (3.10)	8	UR
	1J7-12169-V1	PAD, adjustinē (3.15)	8	UR
	1J7-12169-W1	PAD, adjustinē (3.20)	8	UR
10	4H7-12153-01	LIFTER, valve	8	



  
3X0332-1050

**B8**



  
 3X0332-0060

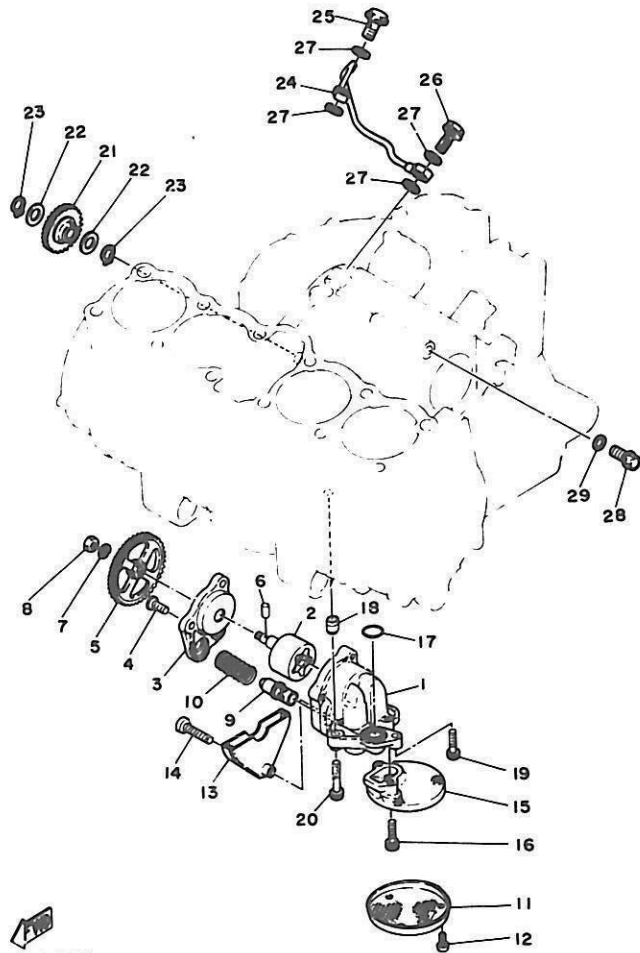
FIG. 6 OIL PUMP

REF. NO.	PART NO.	DESCRIPTION	Q'TY	REMARKS
1	2H7-13336-00	HOUSING, rotor	1	
2	2H7-13330-00	PUMP SHAFT ASSY	1	
3	2H7-13316-00	COVER, Pump	1	
4	90149-06126	SCREW	3	
5	2H7-13325-00	GEAR, Pump driven (52T)	1	
6	93603-12007	PIN, dowel	1	
7	92901-06100	WASHER, sPrinG	1	
8	95303-06600	NUT	1	
9	2H7-13483-00	PLUNGER, relief	1	
10	90501-18499	SPRING, comPression	1	
11	1J7-13411-01	STRAINER, oil	1	
12	98501-05012	SCREW, Pan head	3	
13	2H7-13327-00	COVER, Pump Gear	1	
14	91316-06035	BOLT	1	
15	2H7-13412-00	HOUSING, strainer	1	
16	91316-06025	BOLT	2	
17	93210-18319	O-RING	1	
18	91810-03014	PIN, dowel	2	
19	91316-06025	BOLT	1	
20	91316-06035	BOLT	2	
21	2H7-13341-00	GEAR, oil Pump idle (37T)	1	
22	90201-12471	WASHER, Plate	2	
23	93410-12003	CIRCLIP	2	
24	4H3-13161-00	PIPE, delivery 1	1	
25	90401-10079	BOLT, union	1	
26	90401-10078	BOLT, union	1	
27	90430-10027	GASKET	4	
28	90401-10080	BOLT, union	1	

B9

FIG. 6 OIL PUMP

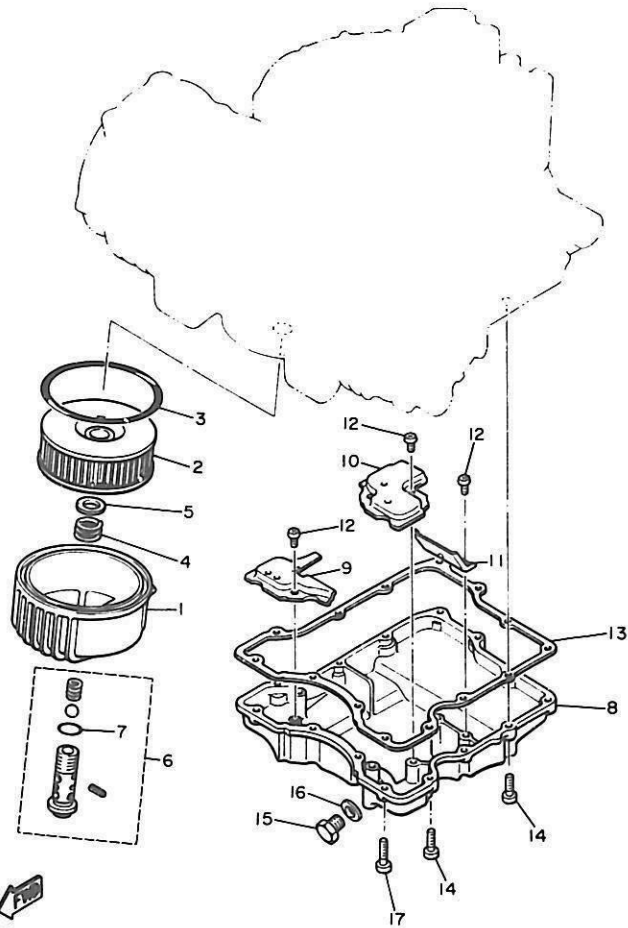
REF. NO.	PART NO.	DESCRIPTION	Q'TY	REMARKS
29	80430-10027	GASKET	1	



3X0332-0060

B10

FIG. 7 OIL CLEANER

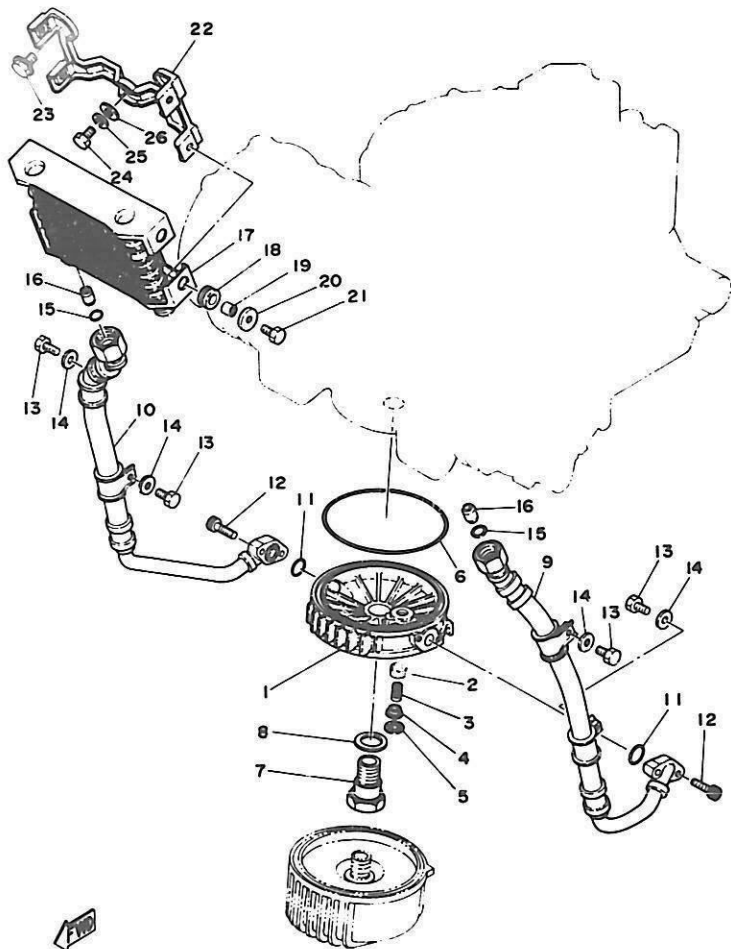


5K7332-1070

REF. NO.	PART NO.	DESCRIPTION	Q'TY	REMARKS
1	2H9-13447-00	COVER, oil element	1	
2	1J7-13440-91	ELEMENT ASSY, oil cleaner	1	
3	93211-17317	O-RING	1	
4	90501-18433	SPRING, comPression	1	
5	90201-21608	WASHER, Plate	1	
6	1J7-13340-00	BY-PASS VALVE ASSY	1	
7	93210-16314	O-RING	1	
8	2H7-13417-00	COVER, strainer	1	
9	2H7-13317-00	PLATE, baffle	1	
10	2H9-13337-00	PLATE, baffle lower	1	
11	2H7-13371-00	PLATE	1	
12	92501-06012	SCREW, Pan head	6	
13	2H7-13414-00	GASKET, strainer cover	1	
14	91316-06025	BOLT	10	
15	90340-14009	PLUG, straight screw	1	
16	214-11198-01	GASKET	1	
17	91316-06035	BOLT	4	

B11

FIG. 8 OIL COOLER

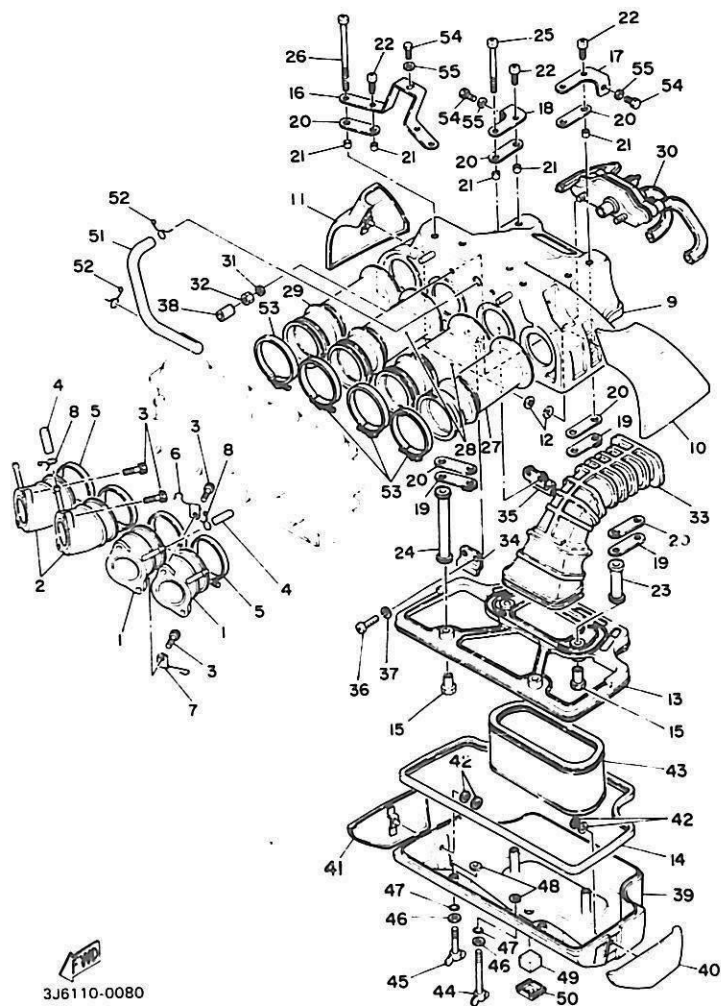


REF. NO.	PART NO.	DESCRIPTION	Q'TY	REMARKS
1	2H9-13461-00	PLATE, adaPtor	1	
2	2H9-13493-00	PLUNGER	1	
3	90501-12413	SPRING, comPression	1	
4	90209-06173	WASHER	1	
5	93420-17046	CIRCLIP	1	
6	93211-17317	O-RING	1	
7	90401-20053	BOLT, union	1	
8	90201-25526	WASHER, Plate	1	
9	2H9-13464-00	HOSE, oil 1	1	
10	2H9-13465-00	HOSE, oil 2	1	
11	93210-14369	O-RING	2	
12	91316-06025	BOLT	4	
13	97326-06014	BOLT	4	
14	92906-06600	WASHER, Plate	4	
15	93210-12152	O-RING	2	
16	91810-08016	PIN, dowl	2	
17	2H9-13470-00	OIL COOLER ASSY	1	
18	90480-15235	GROMMET	4	
19	90387-060A7	COLLAR	4	
20	90209-06174	WASHER	4	
21	90105-06116	BOLT, washer based	4	
22	2H9-13472-00	HOLDER, oil cooler 1	1	
23	95821-10014	BOLT, flange	2	
24	97306-08012	BOLT	1	
25	92906-08100	WASHER, sPring	1	
26	92906-08600	WASHER, Plate	1	

3X0332-0080

B12

FIG. 9 INTAKE

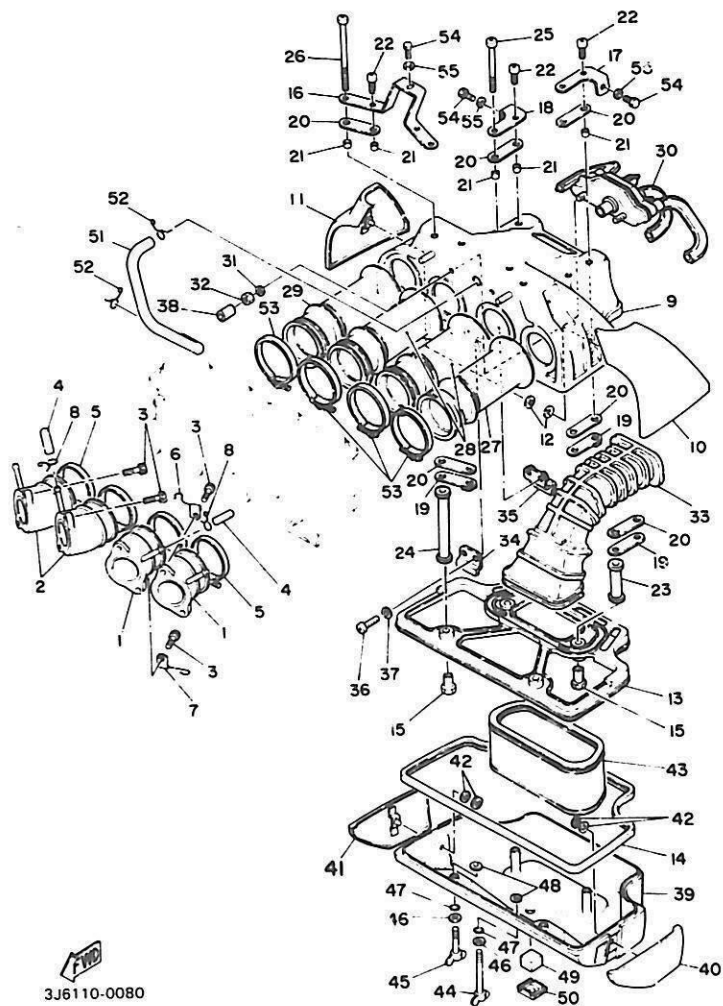


3J6110-0080

REF. NO.	PART NO.	DESCRIPTION	Q'TY	REMARKS
1	2H7-13586-00	JOINT, carburetor 1	2	
2	2H7-13596-00	JOINT, carburetor 2	2	
3	91316-06020	BOLT	8	
4	1J7-13569-00	PLUG, blind	2	
5	90460-54085	CLAMP, hose	4	
6	90462-10038	CLAMP	1	
7	90462-10039	CLAMP	1	
8	90467-10039	CLIP	2	
9	3H5-14411-00	CASE, air cleaner 1	1	
10	2H7-1441A-00	COVER, cleaner case 1	1	
11	2H7-1441E-00	COVER, cleaner case 2	1	
12	90183-05004	NUT, sPring	4	
13	2H7-1441F-00	PARTITION, air cleaner case	1	
14	2H7-14457-02	SEAL	1	
15	90179-06250	NUT	4	
16	2H7-14493-00	STAY 1	1	
17	2H7-14498-00	STAY 1	1	
18	2H7-14499-00	STAY 2	1	
19	2H7-14484-00	PLATE, cleaner case fitting	4	
20	2H7-14452-01	SEAL	8	
21	90387-060A3	COLLAR	8	
22	92501-06018	SCREW, Pan head	4	
23	2H7-14443-00	COLLAR	2	
24	2H7-14444-00	COLLAR, distance	2	
25	92502-06070	SCREW, Pan head	2	
26	92502-06110	SCREW, Pan head	2	
27	2H7-14453-00	JOINT, air cleaner 1	1	
28	2H7-14463-00	JOINT, air cleaner 2	2	

B13

FIG. 9 INTAKE



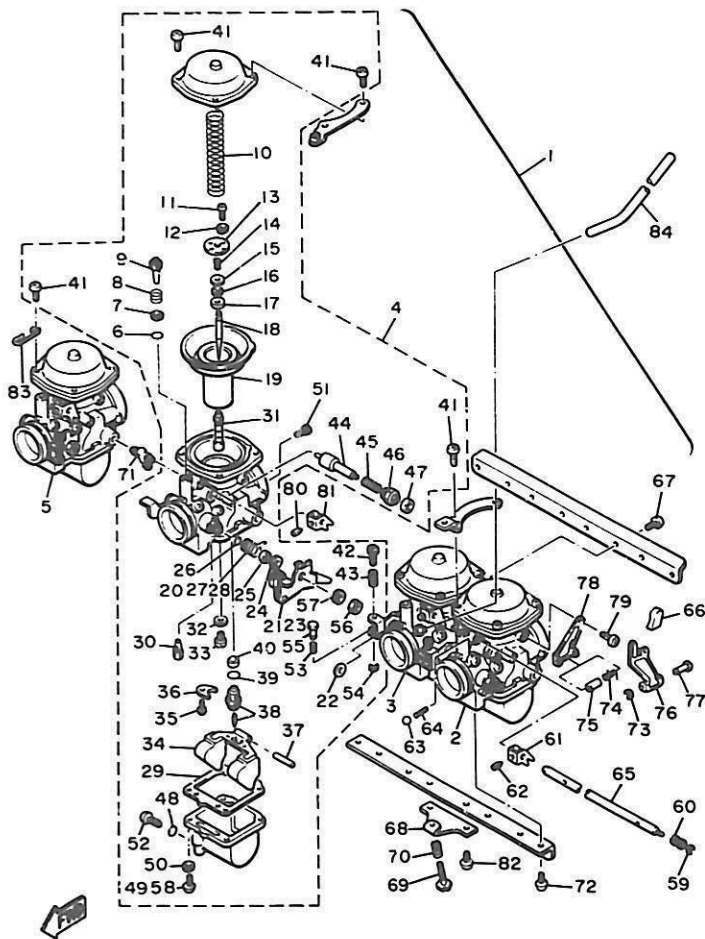
FWD  
3J6110-0080

REF. NO.	PART NO.	DESCRIPTION	Q'TY	REMARKS
29	2H7-14454-00	JOINT	1	
30	2H7-14434-01	SEPERATOR, oil	1	
31	92901-05600	WASHER, Plate	2	
32	95302-05700	NUT	2	
33	2H7-14431-01	SILENCER, intake 1	1	
34	2H7-1441G-00	BINDER 1	1	
35	2H7-1441H-00	BINDER 2	1	
36	98502-05015	SCREW, Pan head	2	
37	92902-05100	WASHER, sPring	2	
38	90446-09159	HOSE	2	
39	2H7-14421-01	CASE, air cleaner 2	1	
40	2H7-1442A-00	COVER, cleaner case 3	1	
41	2H7-1442E-00	COVER, cleaner case 4	1	
42	90i83-05004	NUT, sPring	4	
43	2H9-14451-01	ELEMENT, air cleaner	1	
44	90122-06013	BOLT, wing	2	
45	90122-06012	BOLT, wing	2	
46	90201-06059	WASHER, Plate	4	
47	93210-05098	O-RING	2	
48	90209-05182	WASHER	4	
49	2H7-14462-10	SEAL	1	
50	2H7-14422-00	CAP, cleaner case 2	1	
51	2H7-11166-00	PIPE, breather 1	1	
52	90467-14015	CLIP	2	
53	90460-58124	CLAMP, hose	4	
54	97301-06015	BOLT	3	
55	92902-06600	WASHER	3	

B14



FIG. 10 CARBURETOR



5K7332-1100

REF. NO.	PART NO.	DESCRIPTION	Q'TY	REMARKS
1	5K7-14900-00	CARBURETOR ASSY	1	
2	5K7-14901-00	..CARBURETOR ASSY 1	1	
3	5K7-14902-00	..CARBURETOR ASSY 2	1	
4	5K7-14903-00	..CARBURETOR ASSY 3	1	
5	5K7-14904-00	..CARBURETOR ASSY 4	1	
6	3H1-14147-00	..O-RING	4	
7	3H1-14962-00	..WASHER	4	
8	3F7-14134-00	..SPRING, air adjustin&	4	
9	3L1-14923-00	..SCREW, Pilot	4	
10	3H5-14933-00	..SPRING, diaPhra&m	4	
11	97602-03108	..SCREW, Pan head with washer	8	
12	92901-03100	..WASHER, sPring	8	
13	3F7-14936-00	..SEAT, sPring	4	
14	3F7-14589-00	..SPRING	4	
15	3F7-14952-00	..WASHER	4	
16	256-14919-00	..CLIP	4	
17	3F7-14918-00	..RING	4	
18	452-14116-30	..NEEDLE	4	
19	FK7-14940-00	..DIAPHRAGM ASSY	4	
20	2H9-14931-00	..SPRING, throttle lever	2	
21	3H5-14964-00	..LEVER, throttle 2	1	
22	2H7-14952-00	..WASHER	3	
23	3H5-14913-00	..LEVER, throttle	1	
24	306-14970-00	..COLLAR	1	
25	2H7-14918-00	..RING	1	
26	256-14997-00	..SEAL	8	
27	2H7-14931-00	..SPRING, throttle lever	1	
28	2H7-14932-00	..SPRING, throttle 2	1	

B15

# CONTENTS

## ENGINE

Cylinder Head .....	B2
Cylinder .....	B3
Crankshaft · Piston .....	B4 ~ B5
Camshaft · Chain .....	B6
Valve .....	B7 ~ B8
Oil Pump .....	B9 B10
Oil Cleaner .....	B11
Oil Cooler .....	B12
Intake .....	B13 ~ B14
Carburetor .....	B15 ~ C4
Exhaust .....	C5
Crankcase .....	C6 ~ C7
Crankcase Cover .....	C8
A.C. Generator .....	C9
Pickup Coil · Governor .....	C10
Starting Motor .....	C11
Starter Clutch .....	C12
Primary Shaft · Chain .....	C13
Clutch .....	C14 ~ C15
Transmission .....	D2 ~ D3
Middle Drive Gear .....	D4 ~ D5
Shift Cam · Fork .....	D6 ~ D7
Shift Shaft · Pedal .....	D8

## CHASSIS

Frame .....	D9 ~ D10
Front Fender · Rear Fender .....	D11
Side Cover · Tool .....	D12 ~ D13
Rear Arm · Suspension .....	D14
Drive Shaft .....	D15 ~ E4

Front Fork .....	E5 ~ E6
Steering .....	E7
Fuel Tank .....	E8
Fuel Cock · Piping .....	E9 ~ E10
Seat .....	E11
Front Wheel .....	E12
Front Brake Caliper .....	E13 ~ E14
Rear Wheel .....	E15 ~ F2
Rear Brake Caliper .....	F3
Handlebar · Cable .....	F4
Front Master Cylinder .....	F5
Stand · Footrest .....	F6
Brake .....	F7
Cowling .....	F8 ~ F9
Flasher Light .....	F10
Speedometer · Tachometer .....	F11 ~ F12
Headlight .....	F13 ~ F14
Taillight .....	F15
Handle Switch · Lever .....	G2
Electrical 1 .....	G3 ~ G4
Electrical 2 .....	G5 ~ G6

## INDEX

NUMERICAL INDEX .....	M1 ~ M5
PARTS NAME INDEX .....	M6 ~ M16

# CONTENTS

## ENGINE

Cylinder Head .....	B2
Cylinder .....	B3
Crankshaft · Piston .....	B4 ~ B5
Camshaft · Chain .....	B6
Valve .....	B7 ~ B8
Oil Pump .....	B9 ~ B10
Oil Cleaner .....	B11
Oil Cooler .....	B12
Intake .....	B13 ~ B14
Carburetor .....	B15 ~ C4
Exhaust .....	C5
Crankcase .....	C6 ~ C7
Crankcase Cover .....	C8
A.C. Generator .....	C9
Pickup Coil · Governor .....	C10
Starting Motor .....	C11
Starter Clutch .....	C12
Primary Shaft · Chain .....	C13
Clutch .....	C14 ~ C15
Transmission .....	D2 ~ D3
Middle Drive Gear .....	D4 ~ D5
Shift Cam · Fork .....	D6 ~ D7
Shift Shaft · Pedal .....	D8

## CHASSIS

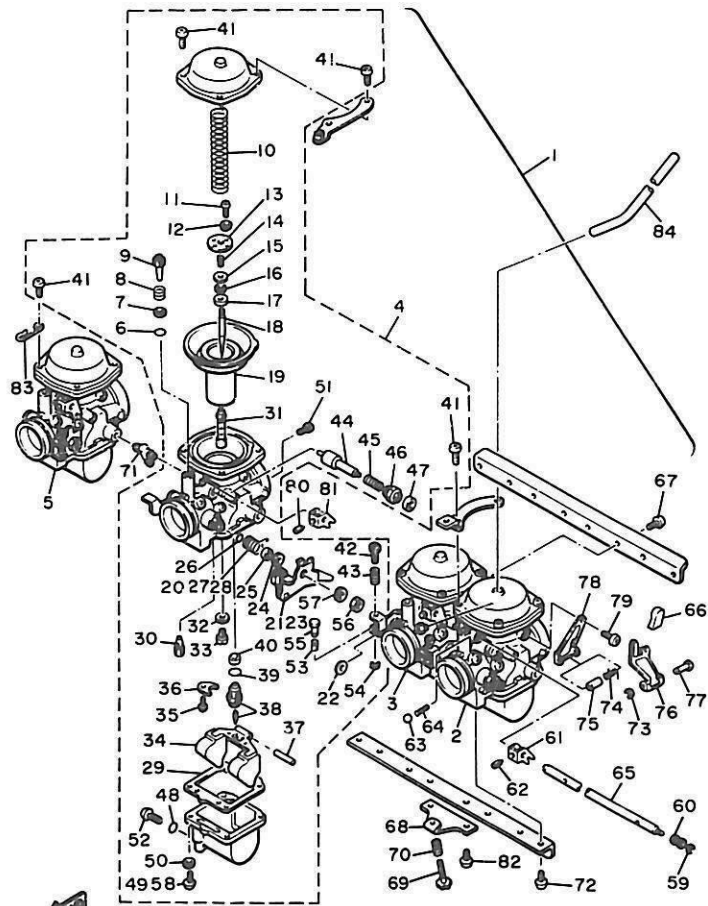
Frame .....	D9 ~ D10
Front Fender · Rear Fender .....	D11
Side Cover · Tool .....	D12 ~ D13
Rear Arm · Suspension .....	D14
Drive Shaft .....	D15 ~ E4

Front Fork .....	E5 ~ E6
Steering .....	E7
Fuel Tank .....	E8
Fuel Cock · Piping .....	E9 ~ E10
Seat .....	E11
Front Wheel .....	E12
Front Brake Caliper .....	E13 ~ E14
Rear Wheel .....	E15 ~ F2
Rear Brake Caliper .....	F3
Handlebar · Cable .....	F4
Front Master Cylinder .....	F5
Stand · Footrest .....	F6
Brake .....	F7
Cowling .....	F8 ~ F9
Flasher Light .....	F10
Speedometer · Tachometer .....	F11 ~ F12
Headlight .....	F13 ~ F14
Taillight .....	F15
Handle Switch · Lever .....	G2
Electrical 1 .....	G3 ~ G4
Electrical 2 .....	G5 ~ G6

## INDEX

NUMERICAL INDEX .....	M1 ~ M5
PARTS NAME INDEX .....	M6 ~ M16

FIG. 10 CARBURETOR

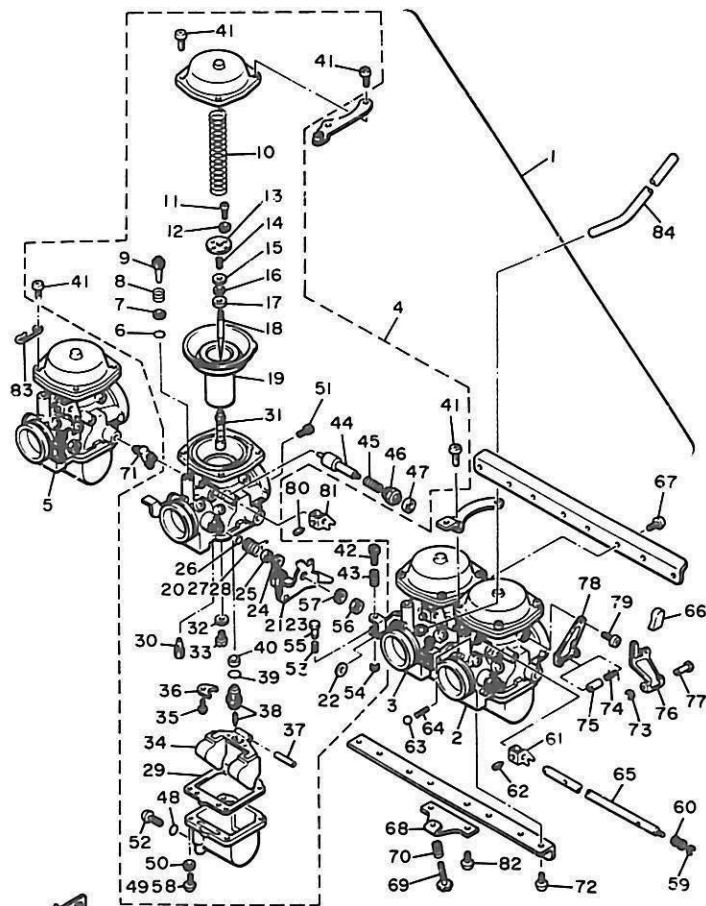


5K7332-1100

REF. NO.	PART NO.	DESCRIPTION	Q'TY	REMARKS
29	3F7-14984-00	..GASKET, float chamber	4	
30	4G0-14142-40	..JET, Pilot (#40.0)	4	
31	5K7-14941-02	..NOZZLE, main	4	
32	137-14153-00	..WASHER, main Jet	4	
33	620-14231-22	..JET, main (#110.0)	4	UR STD
	620-14231-21	..JET, main (#105.0)	4	UR
	620-14231-23	..JET, main (#115.0)	4	UR
34	3H5-14985-00	..FLOAT	4	
35	98502-04006	..SCREW, Pan head	4	
36	2H0-14146-00	..PLATE	4	
37	537-14186-00	..PIN, float	4	
38	3L1-14190-20	..NEEDLE VALVE ASSY	4	
39	8F2-14147-00	..O-RING	4	
40	1J7-14994-00	..NET, filter	4	
41	97806-05010	..SCREW, Pan head	16	
42	3F7-14922-00	..SCREW, throttle	3	
43	3F7-14133-00	..SPRING, throttle stop	3	
44	3F7-14171-00	..PLUNGER, starter	4	
45	3F7-14135-00	..SPRING, Plunger	4	
46	3F7-14174-00	..CAP, Plunger	4	
47	3F7-14173-00	..COVER, Plunger cap	4	
48	214-14147-00	..O-RING	4	
49	98506-05014	..SCREW, Pan head	8	
50	92906-05100	..WASHER, spring	8	
51	2A2-14172-37	..PILOT JET, air	4	
52	4H3-14191-00	..PLUG, drain	4	
53	584-14934-00	..SPRING, throttle stop	3	
54	2H7-14937-00	..CLIP	3	

C2

FIG. 10 CARBURETOR

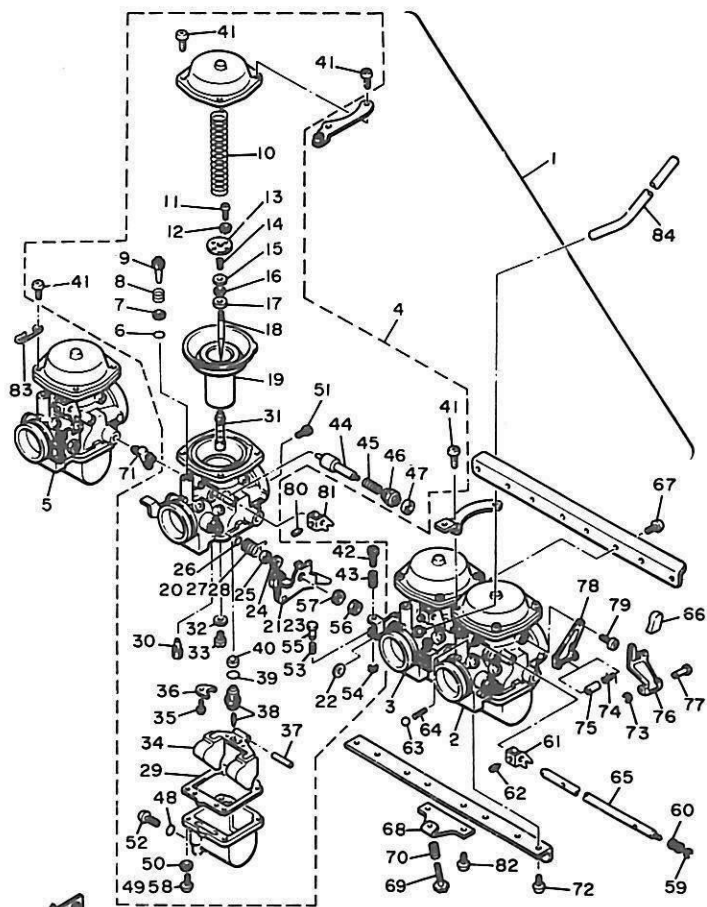


5K7332-1100

REF. NO.	PART NO.	DESCRIPTION	Q'TY	REMARKS
55	2H7-14992-00	••ROD	3	
56	98802-12200	••NUT	2	
57	92901-08100	••WASHER, sPrinB	2	
58	98501-05016	••SCREW, Pan head	8	
59	737-14137-00	•CLIP	1	
60	4H3-14998-00	•BUSH	1	
61	4H3-14905-00	•LEVER, starter	2	
62	4H3-14991-00	•SCREW	2	
63	93501-08001	•BALL	2	
64	583-14589-00	•SPRING	2	
65	4H3-14978-00	•SHAFT, starter lever	1	
66	2F3-14968-00	•CAP	1	
67	97806-05010	•SCREW, Pan head	8	
68	3H5-14995-00	•BRACKET	;	
69	3F7-14122-00	•SCREW, throttle	1	
70	3F7-14934-00	•SPRING, throttle stoP	1	
71	3H3-14988-00	•NIPPLE	2	
72	97806-06014	•SCREW, Pan head	6	
73	2F3-14919-00	•CLIP	1	
74	2F3-14938-00	•SPRING	1	
75	2F3-14996-00	•PIPE	1	
76	4H3-14975-00	•LEVER, starter 1	1	
77	4H3-14386-00	•PIN, float	1	
78	4H3-14995-00	•BRACKET	1	
79	97806-04008	•SCREW, Pan head	2	
80	2H7-14991-00	•SCREW	2	
81	3F7-14905-00	•LEVER, starter	2	
82	97801-06014	•SCREW, Pan head	2	

FIG. 10 CARBURETOR

REF. NO.	PART NO.	DESCRIPTION	Q'TY	REMARKS
83	90468-20115	CLIP	1	
84	90445-07378	HOSE	1	



5K7332-1100

C4

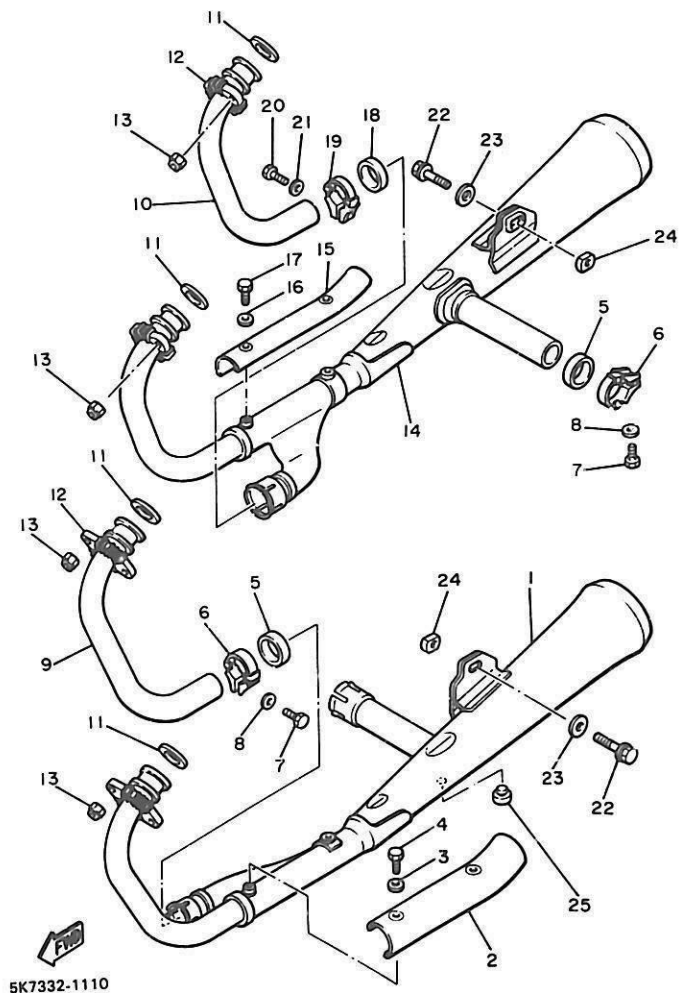
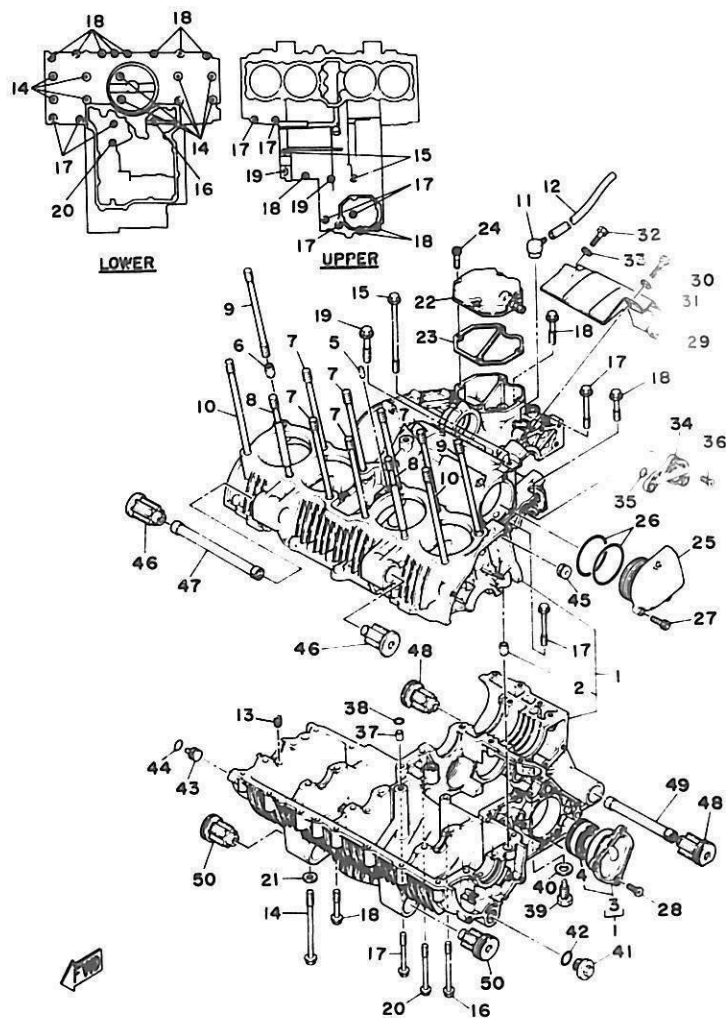


FIG. 11 EXHAUST

REF. NO.	PART NO.	DESCRIPTION	Q'TY	REMARKS
1	5K7-14710-00	MUFFLER ASSY 1	1	
2	5K7-14718-00	PROTECTOR, muffler 1	1	
3	90201-062A8	WASHER, Plate	2	
4	97326-06008	BOLT	2	
5	1L9-14714-01	GASKET, muffler	2	
6	4H3-14715-00	BAND, muffler	2	
7	97316-08025	BOLT	2	
8	92906-08600	WASHER, Plate	2	
9	5K7-14621-00	PIPE, exhaust 2	1	
10	5K7-14631-00	PIPE, exhaust 3	1	
11	341-14613-00	GASKET, exhaust Pipe	4	
12	4H3-14612-00	NUT, ring	2	
13	90179-08345	NUT	8	
14	5K7-14720-00	MUFFLER ASSY 2	1	
15	5K7-14728-00	PROTECTOR, muffler 2	1	
16	90201-062A8	WASHER, Plate	2	
17	97326-06008	BOLT	2	
18	1L9-14714-01	GASKET, muffler	1	
19	4H3-14725-00	BAND, muffler	1	
20	97316-08025	BOLT	1	
21	92906-08600	WASHER, Plate	1	
22	95806-10040	BOLT, flange	2	
23	90201-106E0	WASHER, Plate	2	
24	90179-10276	NUT	2	
25	1A0-27114-00	STOPPER, main stand	1	

FIG. 12 CRANKCASE



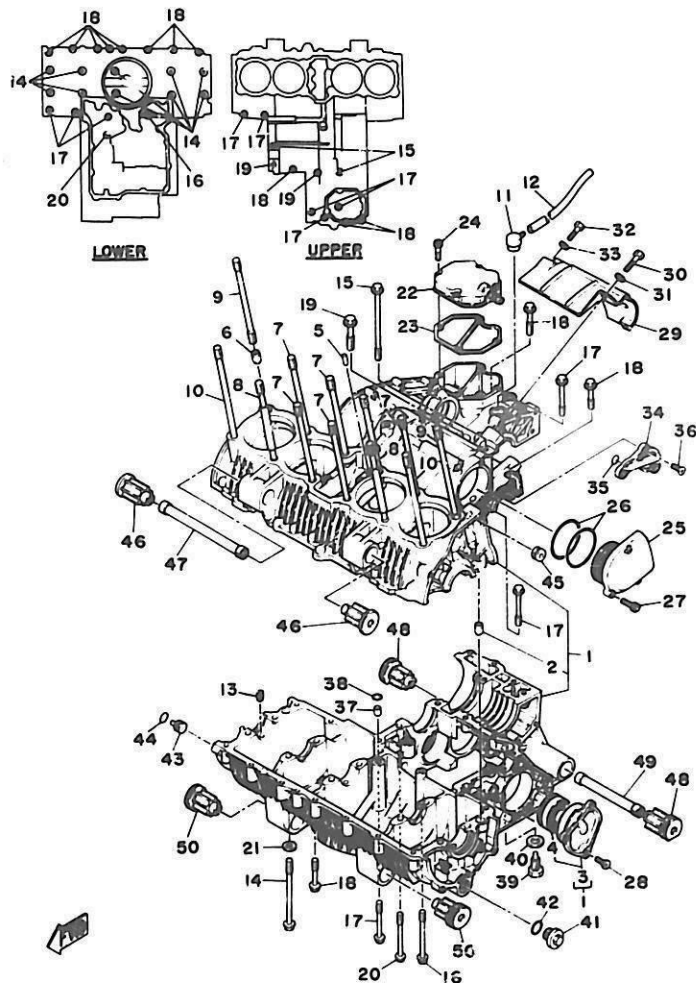
5K7332-1120

REF. NO.	PART NO.	DESCRIPTION	Q'TY	REMARKS
1	2H9-15100-00	CRANKCASE ASSY	1	
2	91830-22016	•PIN, dowel	2	
3	2H7-W1516-00-10	•BEARING HOUSING COMP. 2	1	UR marked a
	2H7-W1516-00-20	•BEARING HOUSING COMP. 2	1	UR marked b
4	93304-20505	••BEARING (B4205)	1	
5	92605-14143	PIN, dowel	2	
6	91830-24016	PIN, dowel	2	
7	90116-10273	BOLT, stud	6	
8	2F3-11363-00	BOLT, cylinder holding	3	
9	90116-10275	BOLT, stud	2	
10	90116-10274	BOLT, stud	2	
11	4H1-17591-00	BREATHER	1	
12	90445-07039	HOSE	1	
13	2H7-15138-00	NOZZLE 1	3	
14	90105-08205	BOLT, washer based	10	
15	95816-08125	BOLT, flange	2	
16	95816-06085	BOLT, flange	1	
17	95816-06065	BOLT, flange	8	
18	95816-06045	BOLT, flange	11	
19	95816-08045	BOLT, flange	2	
20	95816-08075	BOLT, flange	1	
21	90201-08366	WASHER, Plate	8	
22	2H9-11168-00	COVER, breather	1	
23	2H7-11169-00	GASKET, breather cover	1	
24	91316-06025	BOLT	4	
25	2H9-15163-00	HOUSING, bearing 1	1	
26	93210-61362	O-RING	2	
27	91316-06025	BOLT	3	

C6



FIG. 12 CRANKCASE

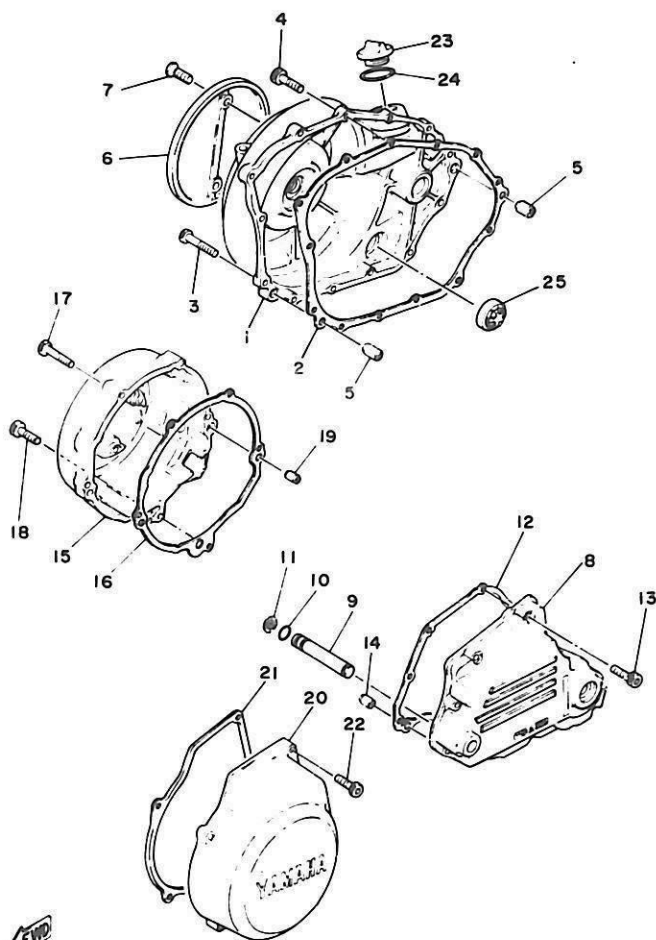


5K7332-1120

REF. NO.	PART NO.	DESCRIPTION	Q'TY	REMARKS
28	90149-06126	SCREW	3	
29	2H9-15436-00	COVER, starting motor	1	
30	97326-06030	BOLT	2	
31	92906-06600	WASHER, Plate	2	
32	97326-06020	BOLT	1	
33	92906-06600	WASHER, Plate	1	
34	2H7-15148-00	NOZZLE 2	1	
35	93210-09350	O-RING	1	
36	90149-06126	SCREW	3	
37	91810-03014	PIN, dowel	1	
38	93210-09350	O-RING	1	
39	90340-14042	PLUG, straight screw	1	
40	214-11198-01	GASKET	1	
41	90340-18073	PLUG, straight screw	1	
42	93210-18319	O-RING	1	
43	90338-13084	PLUG	1	
44	93210-13361	O-RING	1	
45	90480-11224	GROMMET	1	
46	2H7-15316-01	DAMPER, engine mount 1	2	
47	4H3-15317-00	SPACER, engine mount	1	
48	2H7-15326-01	DAMPER, engine mount 2	2	
49	2H7-15327-00	SPACER, engine mount	1	
50	4H3-15336-00	DAMPER, engine mount 3	2	

C7

FIG. 13 CRANKCASE COVER

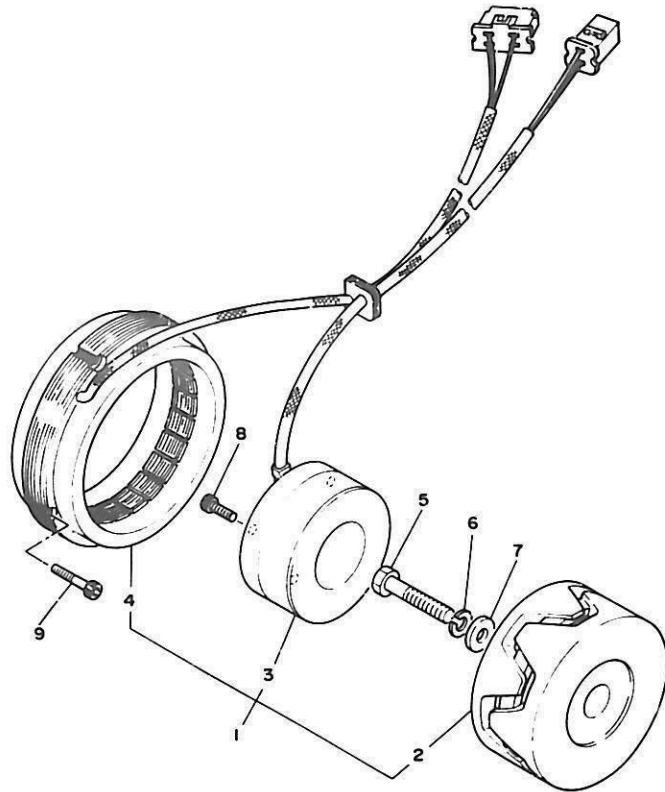


REF. NO.	PART NO.	DESCRIPTION	Q'TY	REMARKS
1	2H9-15431-00	COVER, crankcase 3	1	
2	2H7-15451-00	GASKET, crankcase cover	1	
3	91316-06035	BOLT	3	
4	91316-06025	BOLT	10	
5	91810-18016	PIN, dowel	2	
6	2H9-15417-00	COVER, clutch	1	
7	92606-06018	SCREW, oval head	2	
8	2H9-15411-00	COVER, crankcase 1	1	
9	5K7-18188-00	AXLE, Pawl holder	1	
10	93210-09350	O-RING	1	
11	93440-12066	CIRCLIP	1	
12	2H7-15461-00	GASKET, crankcase cover 2	1	
13	91316-06025	BOLT	9	
14	91810-18016	PIN, dowel	2	
15	5K7-15415-00	COVER, Generator	1	
16	2H7-15455-00	GASKET, Generator cover	1	
17	91316-06035	BOLT	3	
18	91316-06025	BOLT	2	
19	91810-18016	PIN, dowel	2	
20	5K7-15416-00	COVER, oil Pump	1	
21	2H7-15456-00	GASKET, breaker cover	1	
22	91316-06025	BOLT	4	
23	2H9-15363-00	PLUG, oil	1	
24	93210-27370	O-RING	1	
25	2H7-15361-00	GAUGE, level	1	

FWD

3X0332-0130

FIG. 14 A.C.GENERATOR



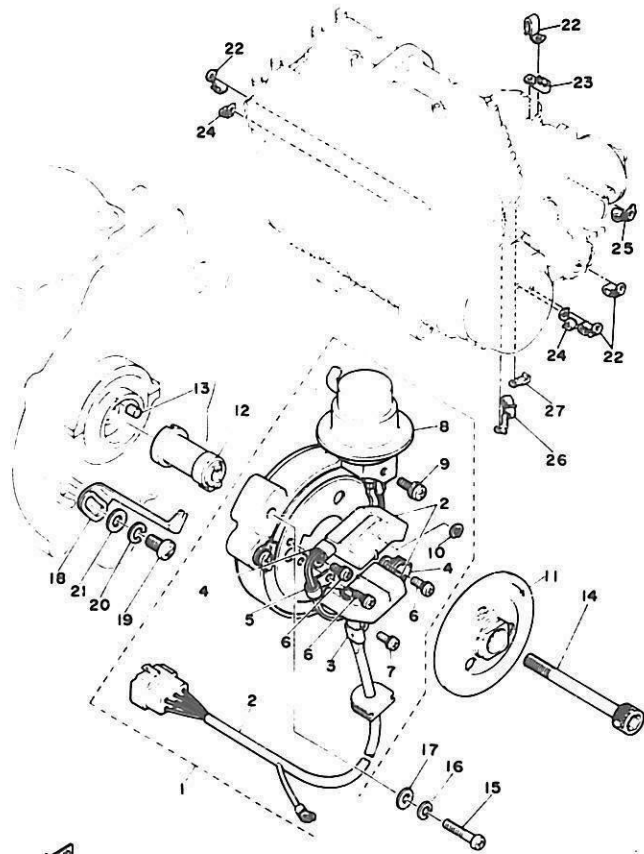
REF. NO.	PART NO.	DESCRIPTION	Q'TY	REMARKS
1	2H7-81600-10	A.C. GENERATOR ASSY	1	
2	2H7-81650-10	•ROTOR ASSY	1	
3	2H7-81660-10	•FIELD COIL ASSY	1	
4	2H7-81610-10	•STATOR ASSY	1	
5	90101-10188	BOLT	1	
6	92901-10100	WASHER, sPring	1	
7	90201-10508	WASHER, Plate	1	
8	91311-06016	BOLT	3	
9	91316-06030	BOLT	4	



3X0232-0140

C9

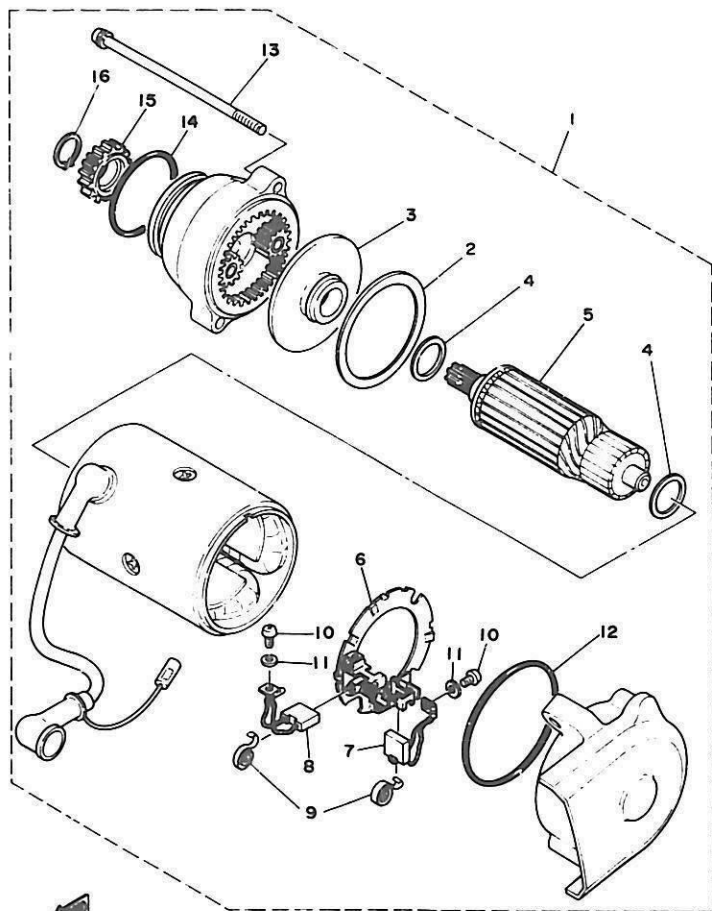
FIG. 15 PICKUP COIL GOVERNOR



REF. NO.	PART NO.	DESCRIPTION	Q'TY	REMARKS
1	4R0-81671-10	BASE, Pickup	1	
2	2H7-81676-10	PULSER COIL ASSY	1	
3	2H7-81677-10	CLAMP 1	1	
4	2H7-81678-10	CLAMP 2	2	
5	2H7-81679-10	CLAMP 3	1	
6	2H7-81645-10	SCREW	4	
7	2H7-81646-10	SCREW 2	1	
8	3H5-81683-10	DIAPHRAGM ASSY	1	
9	2H7-81647-10	SCREW 3	1	
10	2H7-81675-10	WASHER, sPecial	1	
11	4R0-81672-10	PLATE, timinG 2	1	
12	4R0-81673-10	ROTOR	1	
13	93604-08071	PIN, dowel	1	
14	91316-08075	BOLT	1	
15	92501-06030	SCREW, Pan head	2	
16	92901-06100	WASHER, sPrinG	2	
17	90201-06052	WASHER, Plate	2	
18	2H7-81632-01	PLATE, timinG	1	
19	92501-06012	SCREW, Pan head	1	
20	92901-06100	WASHER, sPrinG	1	
21	92901-06600	WASHER, Plate	1	
22	90465-08127	CLAMP	4	
23	90465-10164	CLAMP	1	
24	90465-08122	CLAMP	2	
25	90465-10137	CLAMP	1	
26	90465-08135	CLAMP	1	
27	90465-08136	CLAMP	1	

FWD  
4W1110-1140

C10



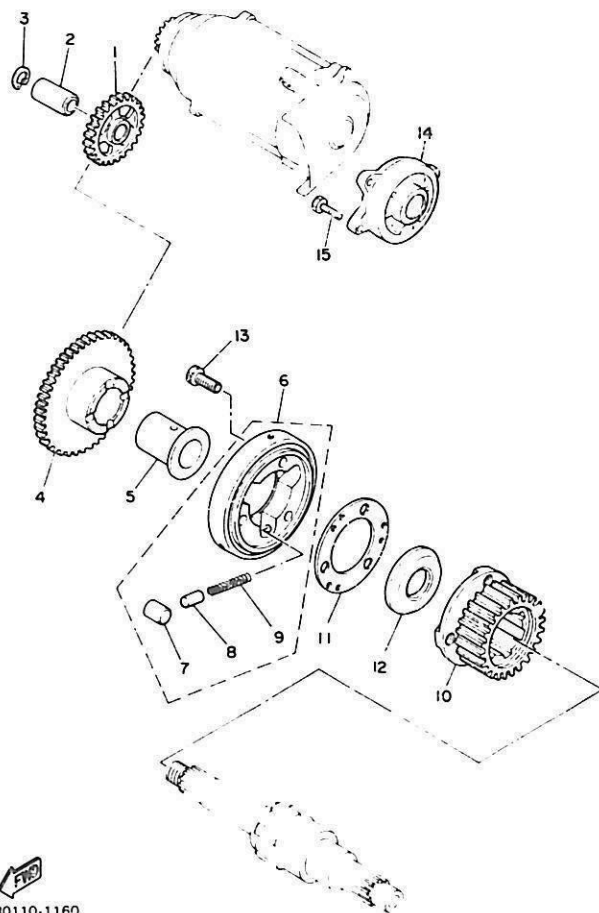
5K7332-1160

FIG. 16 STARTING MOTOR

REF. NO.	PART NO.	DESCRIPTION	Q'TY	REMARKS
1	5K7-81800-60	STARTING MOTOR ASSY	1	
2	371-81844-20	•GASKET	1	
3	371-81845-20	•PLATE	1	
4	371-81809-20	•WASHER KIT	1	
5	2H7-81850-60	•ROTOR COMP.	1	
6	371-81840-20	•BRUSH HOLDER ASSY	1	
7	371-81811-20	•BRUSH 1	1	
8	371-81812-20	•BRUSH 2	1	
9	371-81813-20	•SPRING, brush	2	
10	98501-03008	•SCREW, Pan head	2	
11	92901-03100	•WASHER, sPring	2	
12	371-81847-20	•O-RING	1	
13	371-81826-20	•BOLT	2	
14	1J7-81847-60	•O-RING	1	
15	1J7-15511-00	•GEAR, starting motor (13T)	1	
16	93410-12003	•CIRCLIP	1	

C11

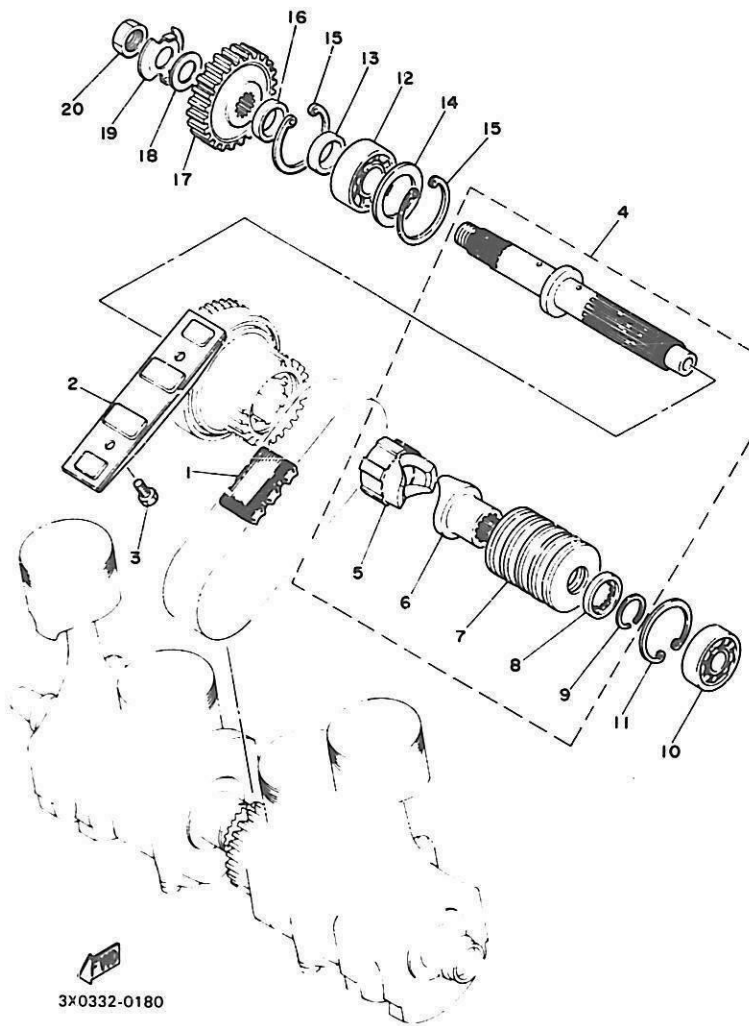
FIG. 17 STARTER CLUTCH



REF. NO.	PART NO.	DESCRIPTION	Q'TY	REMARKS
1	2H7-15512-00	GEAR, idler 1 (28T)	1	
2	2H7-15521-00	SHAFT 1	1	
3	93420-17046	CIRCLIP	1	
4	2H7-15517-00	GEAR, idler 2 (47T)	1	
5	90560-25174	SPACER	1	
6	2H7-15580-01	STARTER CLUTCH OUTER ASSY	1	
7	93615-17125	•PIN, dowel	3	
8	1J7-15583-01	•CAP, starter clutch spring	3	
9	90501-04503	•SPRING, compression	3	
10	2H7-11537-00	GEAR, driven (25T)	1	
11	2H7-15589-00	PLATE, clutch cover	1	
12	90209-25169	WASHER	1	
13	91316-08018	BOLT	3	
14	2H7-15654-00	HOLDER, kick gear	1	
15	97301-06020	BOLT	3	

4R0110-1160

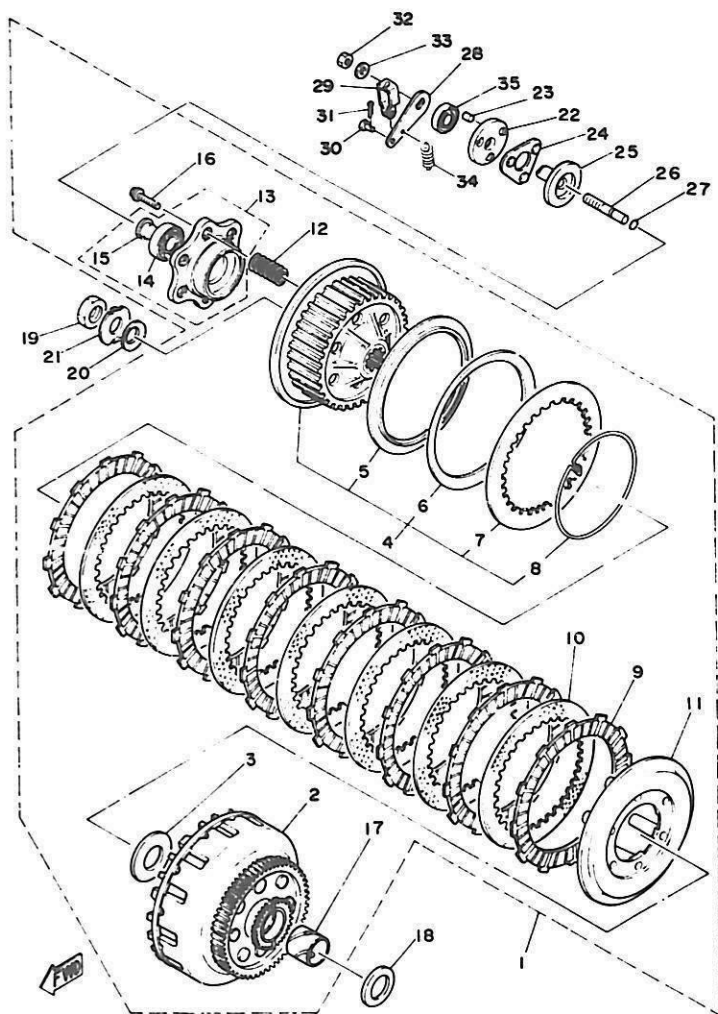
FIG. 18 PRIMARY SHAFT CHAIN



REF. NO.	PART NO.	DESCRIPTION	Q'TY	REMARKS
1	2H7-16139-02	CHAIN, Primary	1	
2	2H7-11474-00	GUIDE, uPPer	1	
3	97301-06015	BOLT	2	
4	2H7-16306-00	CLUTCH DAMPER ASSY	1	
5	2H7-16317-00	•CAM, damPer 1	1	
6	2H7-16315-00	•CAM, damPer 2	1	
7	2H7-16318-00	•SPRING, damPer	1	
8	2H7-11485-00	•SPACER	1	
9	93440-25020	•CIRCLIP	1	
10	93306-20432	BEARING	1	
11	93420-47010	CIRCLIP	1	
12	93306-20533	BEARING	1	
13	90387-443A8	COLLAR	1	
14	90201-36667	WASHER, Plate	1	
15	93420-52014	CIRCLIP	2	
16	90387-253A7	COLLAR	1	
17	2H7-16111-01	GEAR, Primary drive (35T)	1	
18	90208-18025	WASHER, conical sPring	1	
19	90215-19139	WASHER, lock	1	
20	90170-18221	NUT	1	

3X0332-0180

C13



3X0332-0190

FIG. 19 CLUTCH

REF. NO.	PART NO.	DESCRIPTION	Q'TY	REMARKS
1	2H7-16301-01	CLUTCH ASSY	1	
2	2H7-16150-01-10	•PRI. DRIVEN GEAR COMP.(34/58T)	1	UR tyPe 1
	2H7-16150-01-20	•PRI. DRIVEN GEAR COMP.(34/58T)	1	UR tyPe 2
3	170-16164-00	•PLATE, thrust 2	1	
4	2H7-16370-00	•CLUTCH BOSS ASSY	1	
5	2H7-16384-00	••PLATE, seat	1	
6	2H7-16383-00	••SPRING, clutch boss	1	
7	2H7-16324-00	••PLATE, clutch 1	1	
8	2H7-16385-00	••RING, clutch boss	1	
9	341-16321-13	•PLATE, friction	8	
10	2H7-16325-00	•PLATE, clutch 2	7	
11	2H7-16352-00	•PLATE, Pressure 2	1	
12	90501-23142	•SPRING, compression	6	
13	2.7-W1635-00	•PRESSURE PLATE COMP. 1	1	
14	93306-00304	••BEARING (B6003C4)	1	
15	2H7-16386-00	••PIECE, clutch Push	1	
16	95821-06025	•BDLT, flange	6	
17	2H7-16181-00-10	•SPACER 1	1	UR tyPe 1
	2H7-16181-00-20	•SPACER 1	1	UR tyPe 2
18	360-16154-00	PLATE, thrust 1	1	
19	90170-18221	NUT	1	
20	90208-18025	WASHER, conical spring	1	
21	90215-19139	WASHER, lock	1	
22	2H7-16396-00	HOUSING, Push screw	1	
23	93606-07082	PIN, dowel	1	
24	2H7-16395-01	RETAINER, ball	1	
25	2H7-16341-00	SCREW, Push	1	
26	2H7-16343-00	SCREW, adjusting	1	

C14



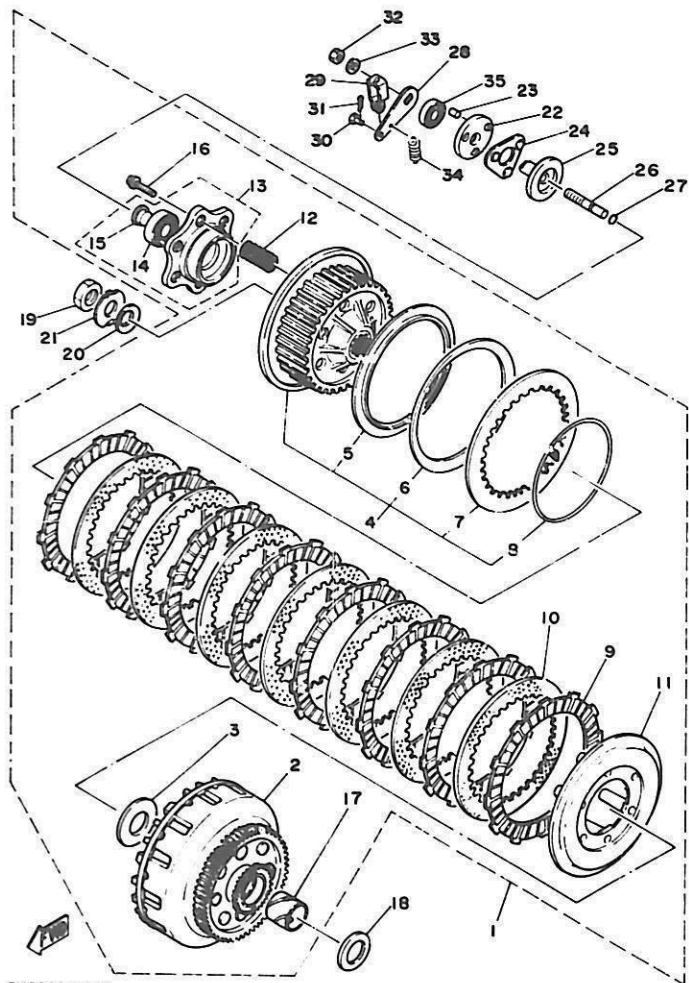


FIG. 19 CLUTCH

REF. NO.	PART NO.	DESCRIPTION	Q'TY	REMARKS
27	93210-48364	O-RING	1	
28	2H7-16342-00	LEVER, Push	1	
29	1J7-16389-00	JOINT	1	
30	90240-06005	PIN, clevis	1	
31	91401-10010	PIN, cotter	1	
32	95301-08700	NUT	1	
33	92901-08200	WASHER, Plain	1	
34	90506-10069	SPRING, tension	1	
35	93104-14059	OIL SEAL	1	

C15

# CONTENTS

## ENGINE

Cylinder Head .....	B2
Cylinder .....	B3
Crankshaft · Piston .....	B4 ~ B5
Camshaft · Chain .....	B6
Valve .....	B7 ~ B8
Oil Pump .....	B9 ~ B10
Oil Cleaner .....	B11
Oil Cooler .....	B12
Intake .....	B13 ~ B14
Carburetor .....	B15 ~ C4
Exhaust .....	C5
Crankcase .....	C6 ~ C7
Crankcase Cover .....	C8
A.C. Generator .....	C9
Pickup Coil · Governor .....	C10
Starting Motor .....	C11
Starter Clutch .....	C12
Primary Shaft · Chain .....	C13
Clutch .....	C14 ~ C15
Transmission .....	D2 ~ D3
Middle Drive Gear .....	D4 ~ D5
Shift Cam · Fork .....	D6 ~ D7
Shift Shaft · Pedal .....	D8

## CHASSIS

Frame .....	D9 ~ D10
Front Fender · Rear Fender .....	D11
Side Cover · Tool .....	D12 ~ D13
Rear Arm · Suspension .....	D14
Drive Shaft .....	D15 ~ E4

Front Fork .....	E5 ~ E6
Steering .....	E7
Fuel Tank .....	E8
Fuel Cock · Piping .....	E9 ~ E10
Seat .....	E11
Front Wheel .....	E12
Front Brake Caliper .....	E13 ~ E14
Rear Wheel .....	E15 ~ F2
Rear Brake Caliper .....	F3
Handlebar · Cable .....	F4
Front Master Cylinder .....	F5
Stand · Footrest .....	F6
Brake .....	F7
Cowling .....	F8 ~ F9
Flasher Light .....	F10
Speedometer · Tachometer .....	F11 ~ F12
Headlight .....	F13 ~ F14
Taillight .....	F15
Handle Switch · Lever .....	G2
Electrical 1 .....	G3 ~ G4
Electrical 2 .....	G5 ~ G6

## INDEX

NUMERICAL INDEX .....	M1 ~ M5
PARTS NAME INDEX .....	M6 ~ M16

# CONTENTS

## ENGINE

Cylinder Head .....	B2
Cylinder .....	B3
Crankshaft · Piston .....	B4 ~ B5
Camshaft · Chain .....	B6
Valve .....	B7 ~ B8
Oil Pump .....	B9 ~ B10
Oil Cleaner .....	B11
Oil Cooler .....	B12
Intake .....	B13 ~ B14
Carburetor .....	B15 ~ C4
Exhaust .....	C5
Crankcase .....	C6 ~ C7
Crankcase Cover .....	C8
A.C. Generator .....	C9
Pickup Coil · Governor .....	C10
Starting Motor .....	C11
Starter Clutch .....	C12
Primary Shaft · Chain .....	C13
Clutch .....	C14 ~ C15
Transmission .....	D2 ~ D3
Middle Drive Gear .....	D4 ~ D5
Shift Cam · Fork .....	D6 ~ D7
Shift Shaft · Pedal .....	D8

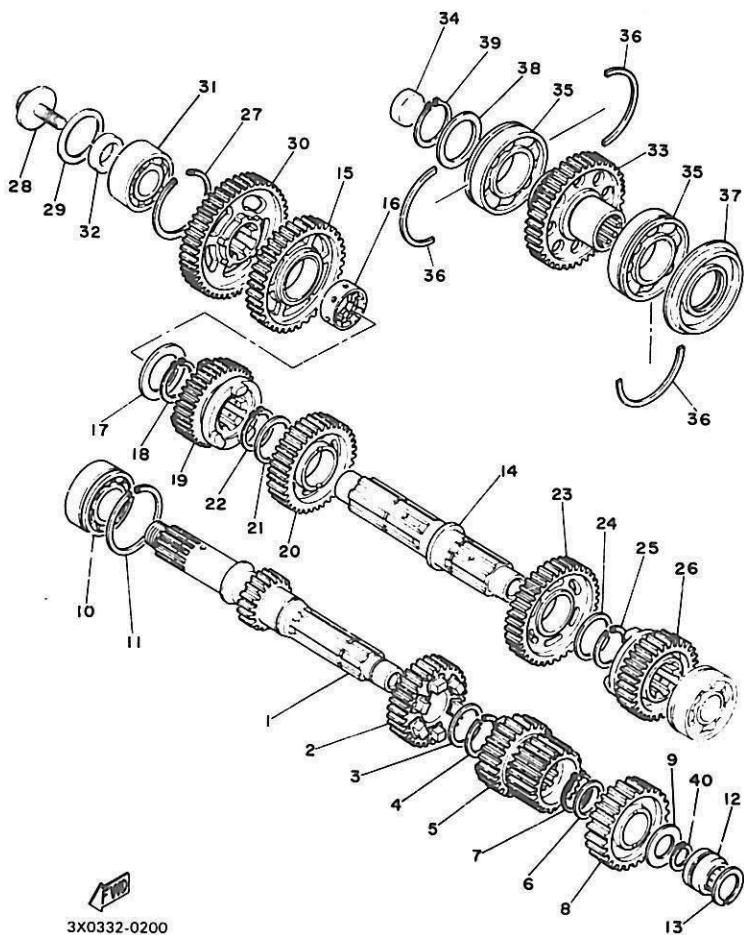
## CHASSIS

Frame .....	D9 ~ D10
Front Fender · Rear Fender .....	D11
Side Cover · Tool .....	D12 ~ D13
Rear Arm · Suspension .....	D14
Drive Shaft .....	D15 ~ E4

Front Fork .....	E5 ~ E6
Steering .....	E7
Fuel Tank .....	E8
Fuel Cock · Piping .....	E9 ~ E10
Seat .....	E11
Front Wheel .....	E12
Front Brake Caliper .....	E13 ~ E14
Rear Wheel .....	E15 ~ F2
Rear Brake Caliper .....	F3
Handlebar · Cable .....	F4
Front Master Cylinder .....	F5
Stand · Footrest .....	F6
Brake .....	F7
Cowling .....	F8 ~ F9
Flasher Light .....	F10
Speedometer · Tachometer .....	F11 ~ F12
Headlight .....	F13 ~ F14
Taillight .....	F15
Handle Switch · Lever .....	G2
Electrical 1 .....	G3 ~ G4
Electrical 2 .....	G5 ~ G6

## INDEX

NUMERICAL INDEX .....	M1 ~ M5
PARTS NAME INDEX .....	M6 ~ M16

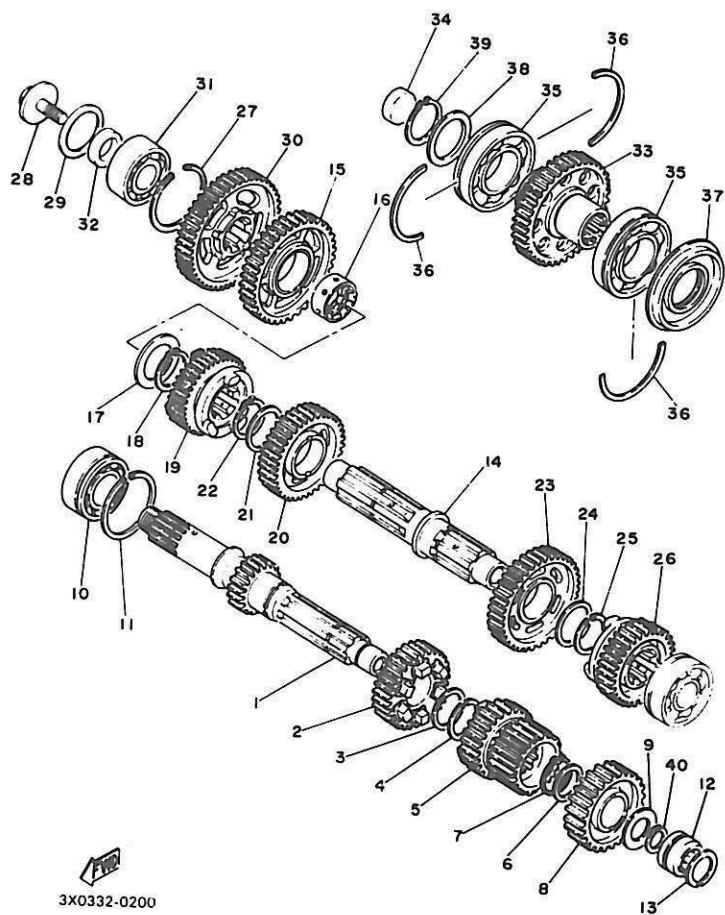


3X0332-0200

FIG. 20 TRANSMISSION

REF. NO.	PART NO.	DESCRIPTION	Q'TY	REMARKS
1	2H7-17401-00	MAIN AXLE COMP (17T)	1	
2	2H7-17141-01	GEAR, 4th Pinion (31T)	1	
3	90201-28665	WASHER, Plate	1	
4	93440-28062	CIRCLIP	1	
5	2H7-17121-00	GEAR, 2nd/3rd Pinion (24/38T)	1	
6	90201-25287	WASHER, Plate	1	
7	93410-25017	CIRCLIP	1	
8	2H7-17151-00	GEAR, 5th Pinion (34T)	1	
9	2H7-17417-00	SHIM 1	1	
10	93305-20506	BEARING (B5205)	1	
11	93440-52014	CIRCLIP	1	
12	93311-52031	BEARING, cylindrical	1	
13	93440-32063	CIRCLIP	1	
14	2H7-17421-01	AXLE, drive	1	
15	2H7-17211-00	GEAR, 1st wheel (38T)	1	
16	2H7-17258-00	COLLAR 1	1	
17	90201-30666	WASHER, Plate	1	
18	93410-30012	CIRCLIP	1	
19	2H7-17241-00	GEAR, 4th wheel (32T)	1	
20	2H7-17231-01	GEAR, 3rd wheel (36T)	1	
21	90201-30398	WASHER, Plate	1	
22	93410-30012	CIRCLIP	1	
23	2H7-17221-01	GEAR, 2nd wheel (39T)	1	
24	90201-30398	WASHER, Plate	1	
25	93440-30015	CIRCLIP	1	
26	2H7-17251-00	GEAR, 5th wheel (30T)	1	
27	93450-52010	CIRCLIP	1	
28	90105-10085	BOLT, washer based	1	

FIG. 20 TRANSMISSION

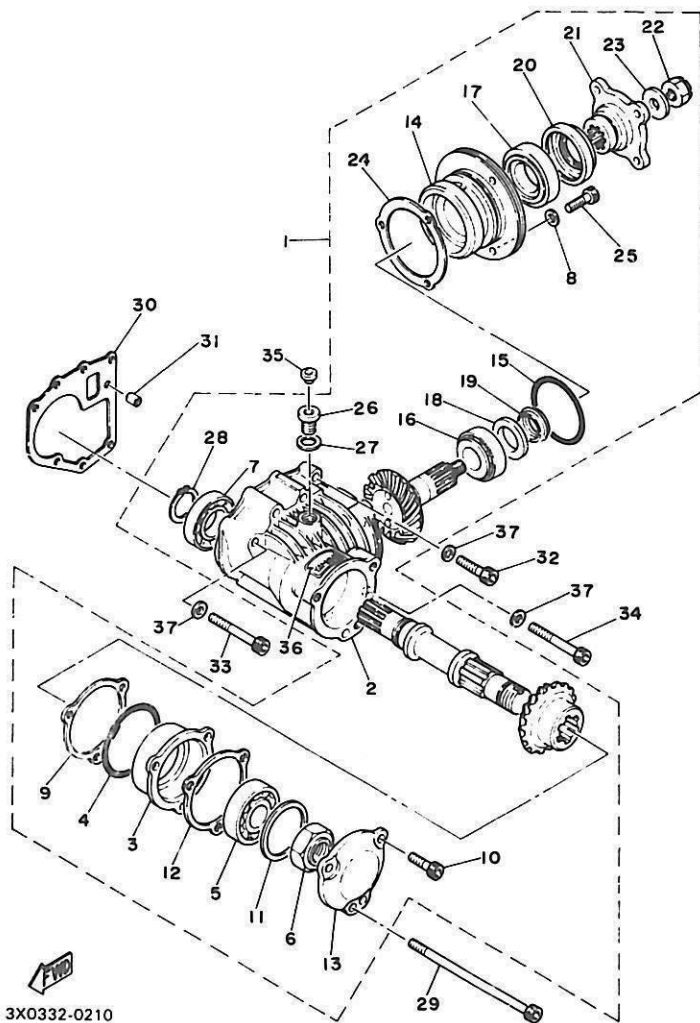


REF. NO.	PART NO.	DESCRIPTION	Q'TY	REMARKS
29	90201-252A4	WASHER, Plate	1	
30	5K7-17582-00	GEAR, middle drive	1	
31	93306-20533	BEARING	1	
32	90387-443A8	COLLAR	1	
33	5K7-17583-00	GEAR, middle driven	1	
34	90331-27013	PLUG	1	
35	93306-20705	BEARING (B6207N)	2	
36	93440-72049	CIRCLIP	3	
37	93103-35105	OIL SEAL	1	
38	90201-35648	WASHER, Plate	1	
39	93410-35027	CIRCLIP	1	
40	93410-20009	CIRCLIP	1	

3X0332-0200

D3

FIG. 21 MIDDLE DRIVE GEAR

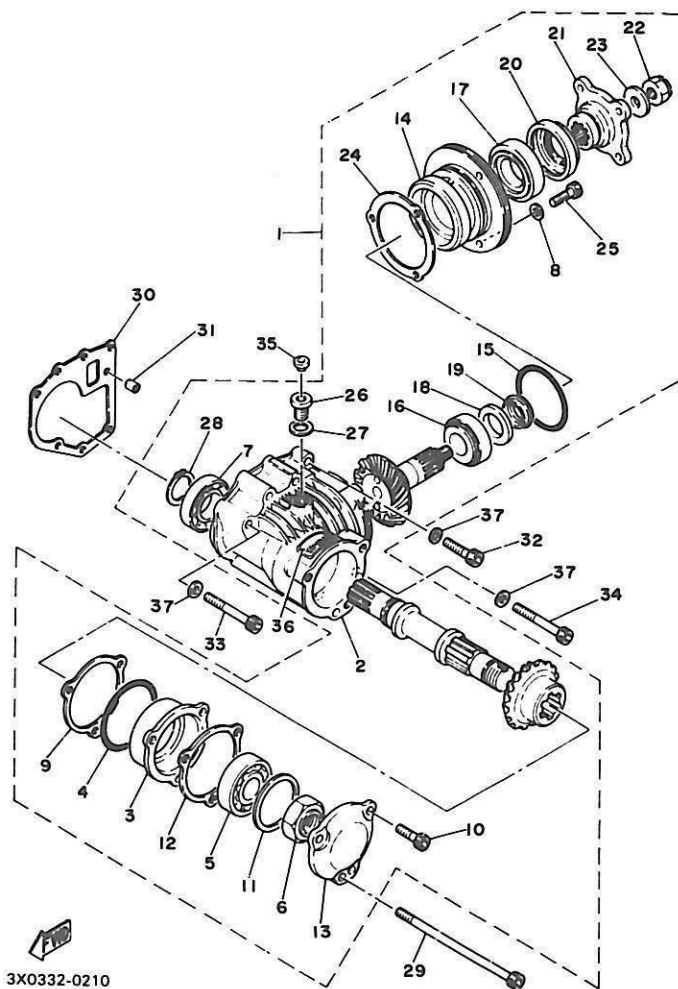


3X0332-0210

REF. NO.	PART NO.	DESCRIPTION	Q'TY	REMARKS
1	2H9-17501-00	MIDDLE GEAR CASE ASSY	1	
2	2H9-17511-00	•HOUSING, middle gear	1	
3	1J7-17521-Y0	•HOUSING, bearing	1	
4	93210-68347	•O-RING	1	
5	93306-30520	•BEARING (B6305RBI)	1	
6	90179-24230	•NUT	1	
7	93306-00608	•BEARING (B6006)	1	
8	90201-08675	•WASHER, Plate	3	
9	1J7-17531-Y0-10	•SHIM, Pinion (0.10T)	1	UR
	1J7-17531-Y0-15	•SHIM, Pinion (0.15T)	1	UR
	1J7-17531-Y0-30	•SHIM, Pinion (0.30T)	1	UR
10	91316-08030	•BOLT	3	
11	1J7-17537-Y0-15	•SHIM, thrust (0.15T)	1	UR
	1J7-17537-Y0-30	•SHIM, thrust (0.30T)	1	UR
	1J7-17537-Y0-40	•SHIM, thrust (0.40T)	1	UR
	1J7-17537-Y0-50	•SHIM, thrust (0.50T)	1	UR
12	1J7-17519-Y0	•GASKET, housing cap	1	
13	1J7-17538-Y1	•CAP, housing	1	
14	2H7-17551-00	•HOUSING, bearing	1	
15	93210-71360	•O-RING	1	
16	93332-00028	•BEARING	1	
17	93332-00024	•BEARING	1	
18	90201-25634	•WASHER, Plate	1	
19	2H7-17571-01	•SPACER, expansion	1	
20	93101-35085	•OIL SEAL	1	
21	1J7-17555-Y0	•FLANGE, middle gear	1	
22	90185-14070	•NUT, self-locking	1	
23	90201-14633	•WASHER, Plate	1	

D4

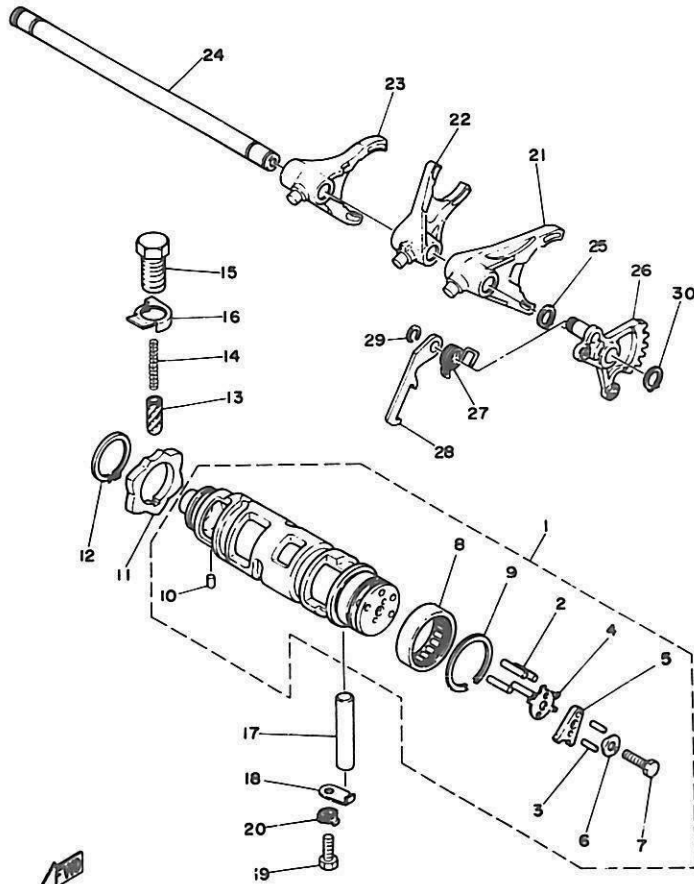
FIG. 21 MIDDLE DRIVE GEAR



REF. NO.	PART NO.	DESCRIPTION	Q'TY	REMARKS
24	2H7-17531-00-10	.SHIM, Pinion (0.10T)	1	UR
	2H7-17531-00-15	.SHIM, Pinion (0.15T)	1	UR
	2H7-17531-00-30	.SHIM, Pinion (0.30T)	1	UR
25	91311-08030	.BOLT	3	
26	4H1-15189-00	.PLUG	1	
27	214-11198-01	.GASKET	1	
28	93410-30012	.CIRCLIP	1	
29	91316-08160	BOLT	1	
30	1J7-17518-00	GASKET, middle Gear case	1	
31	91830-21014	PIN, dowel	1	
32	91316-08035	BOLT	1	
33	91316-08065	BOLT	3	
34	91316-08105	BOLT	2	
35	341-23469-00	CAP, bolt	1	
36	1J7-46181-11	LABEL, oil caution	1	
37	90201-08675	WASHER, Plate	6	

D5

FIG. 22 SHIFT CAM.FORK



3X0332-0220

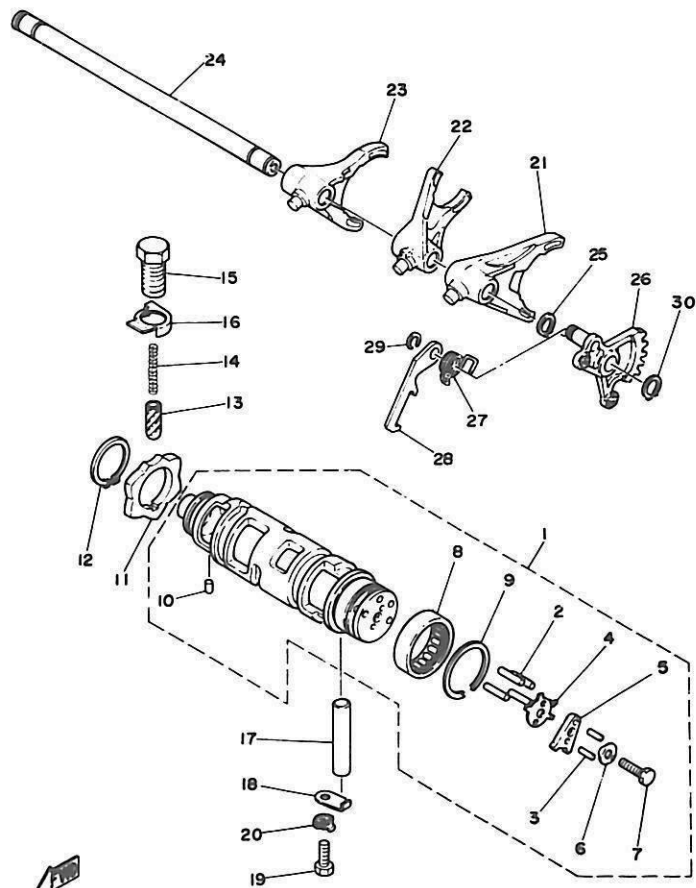
REF. NO.	PART NO.	DESCRIPTION	Q'TY	REMARKS
1	2H7-18540-00	SHIFT CAM ASSY	1	
2	93604-18058	•PIN, dowel	4	
3	93603-10049	•PIN, dowel	2	
4	2H7-18561-00	•PLATE, side 1	1	
5	2H7-18566-00	•PLATE, side 2	1	
6	90215-05140	•WASHER, lock	1	
7	97318-05020	•BOLT	1	
8	93315-23612	•BEARING, cylindrical	1	
9	93440-34025	•CIRCLIP	1	
10	93604-08071	•PIN, dowel	1	
11	2J2-18141-00	PLATE, stopPer	1	
12	93410-30012	CIRCLIP	1	
13	1J7-18547-00	STOPPER, cam	1	
14	90501-10196	SPRING, comPression	1	
15	90149-14117	SCREW	1	
16	90215-15141	WASHER, lock	1	
17	93608-52138	PIN, dowel	1	
18	2H7-15531-00	PLATE, stopPer	1	
19	97301-06015	BOLT	1	
20	90215-06040	WASHER, lock	1	
21	2H7-18511-00	FORK, shift 1	1	
22	2H7-18512-00	FORK, shift 2	1	
23	2H7-18513-00	FORK, shift 3	1	
24	2H7-18531-01	BAR, shift fork Guide 1	1	
25	93410-12003	CIRCLIP	1	
26	2H7-18122-00	LEVER, shift 2	1	
27	90508-10362	SPRING, torsion	1	
28	2H7-18151-00	LEVER, shift 3	1	

D6



FIG. 22 SHIFT CAM.FORK

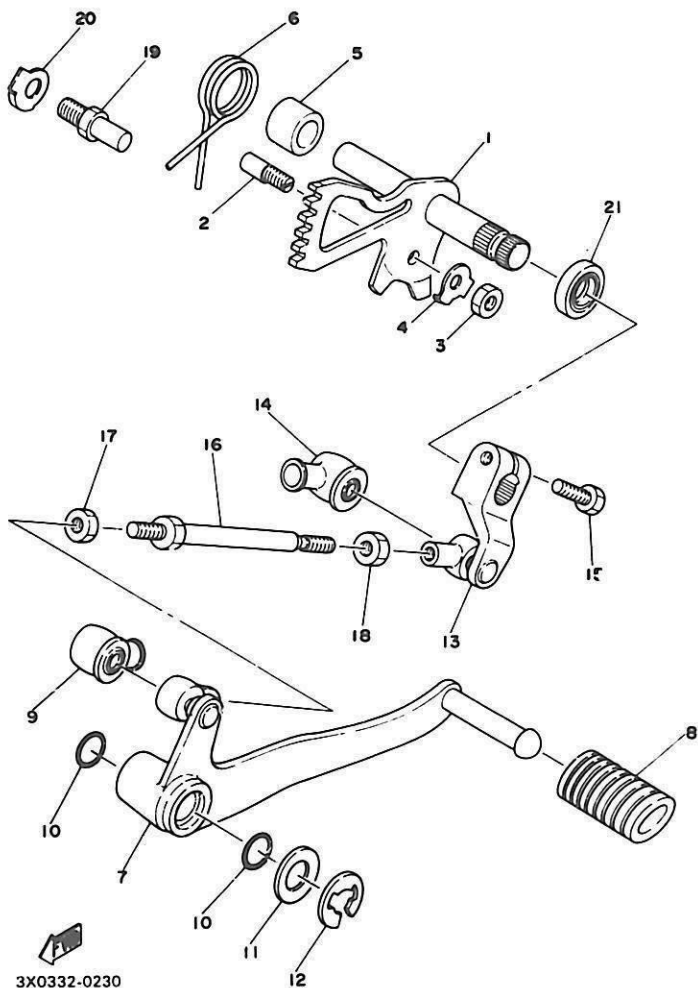
REF. NO.	PART NO.	DESCRIPTION	Q'TY	REMARKS
29	93440-08001	CIRCLIP	1	
30	93410-12003	CIRCLIP	1	



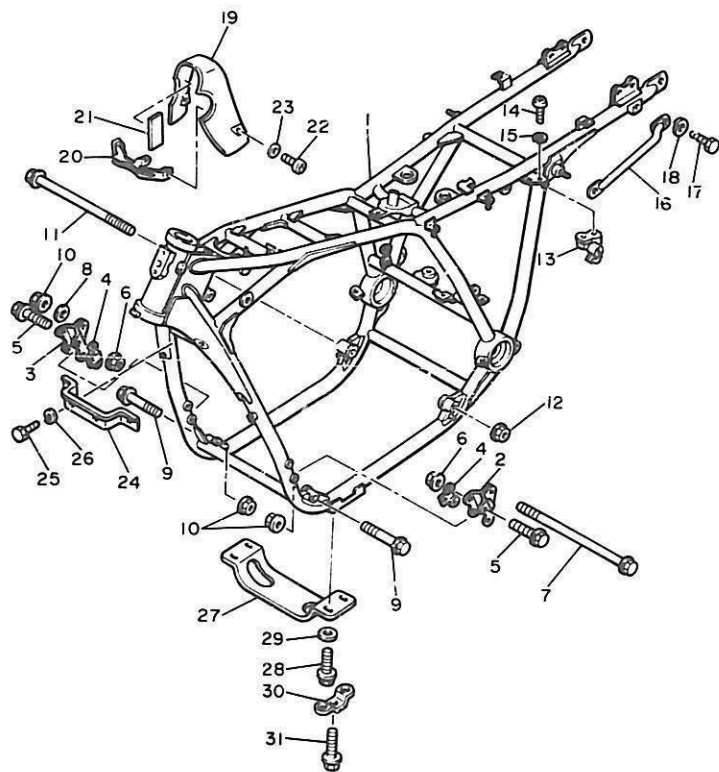
3X0332-0220

D7

FIG. 23 SHIFT SHAFT-PEDAL



REF. NO.	PART NO.	DESCRIPTION	Q'TY	REMARKS
1	4H3-18101-00	SHIFT SHAFT ASSY	1	
2	90149-06017	SCREW	1	
3	95301-06600	NUT	1	
4	90215-06016	WASHER, lock	1	
5	90560-11026	SPACER	1	
6	90508-29361	SPRING, torsion	1	
7	5K7-18111-00	PEDAL, shift	1	
8	132-18113-01	COVER, shift Pedal	1	
9	2H9-18154-00	COVER, dust	1	
10	93210-12327	O-RING	2	
11	90201-124E4	WASHER, Plate	1	
12	93430-10034	CIRCLIP	1	
13	5K7-18112-00	ARM, shift	1	
14	2H9-18154-00	COVER, dust	1	
15	97306-06020	BOLT	1	
16	5K7-18115-00	ROD, shift	1	
17	90170-06289	NUT	1	
18	95306-06700	NUT	1	
19	90109-08441	BOLT	1	
20	90215-08115	WASHER, lock	1	
21	93102-12106	OIL SEAL	1	



5K7332-1240

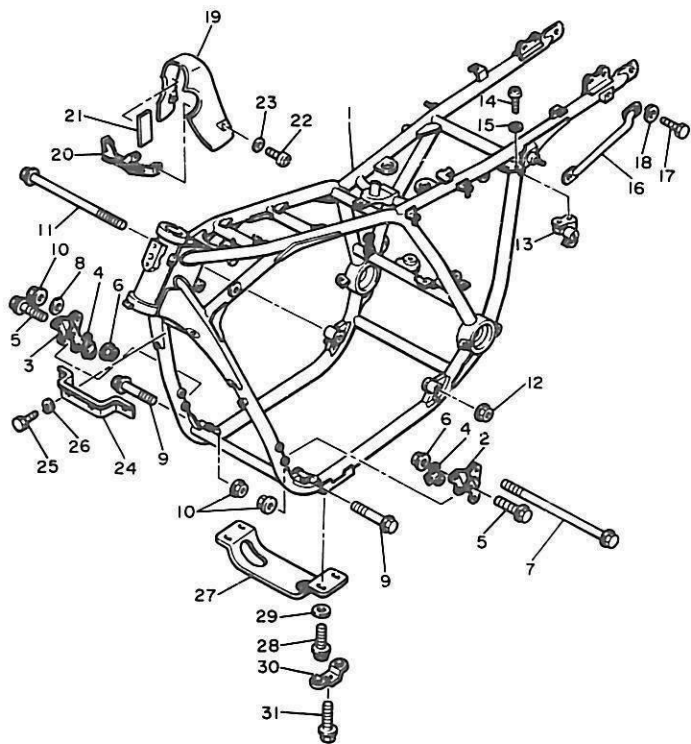
FIG. 24 FRAME

REF. NO.	PART NO.	DESCRIPTION	Q'TY	REMARKS
1	5K7-21110-00-33	FRAME COMP	1	yamaha black
2	4H3-21315-00	STAY, engine 2	1	
3	4H3-21316-00	STAY, engine 3	1	
4	2H9-2136H-00	STAY, oil cooler	2	
5	4H3-21481-00	BOLT, engine mounting 1	4	
6	4H3-21293-00	NUT	4	
7	4H3-21482-00	BOLT, engine mounting 2	1	
8	92906-10100	WASHER, spring	1	
9	4H3-21483-00	BOLT, engine mounting 3	2	
10	90179-10321	NUT	3	
11	4H3-21484-00	BOLT, engine mounting 4	1	
12	90179-12323	NUT	1	
13	4R0-21308-00	HELMET HANGER ASSY	1	
14	92506-06012	SCREW, Pan head	2	
15	92906-06100	WASHER, spring	2	
16	5K7-21165-00	HANDLE, standing	2	
17	97313-06012	BOLT	2	
18	92903-06100	WASHER, spring	2	
19	3H3-2139R-00	COVER 2	1	
20	4R0-2139T-00	BRACKET, cover	1	
21	3H3-2139U-00	DAMPER 2	2	
22	98506-05012	SCREW, Pan head	2	
23	92906-05200	WASHER, Plain	2	
24	3J6-2134Y-01	STAY, horn	1	
25	97306-08014	BOLT	2	
26	92906-08100	WASHER, spring	2	
27	5K7-2115F-00	MEMBER	1	
28	90105-08141	BOLT, washer based	4	

D9

FIG. 24 FRAME

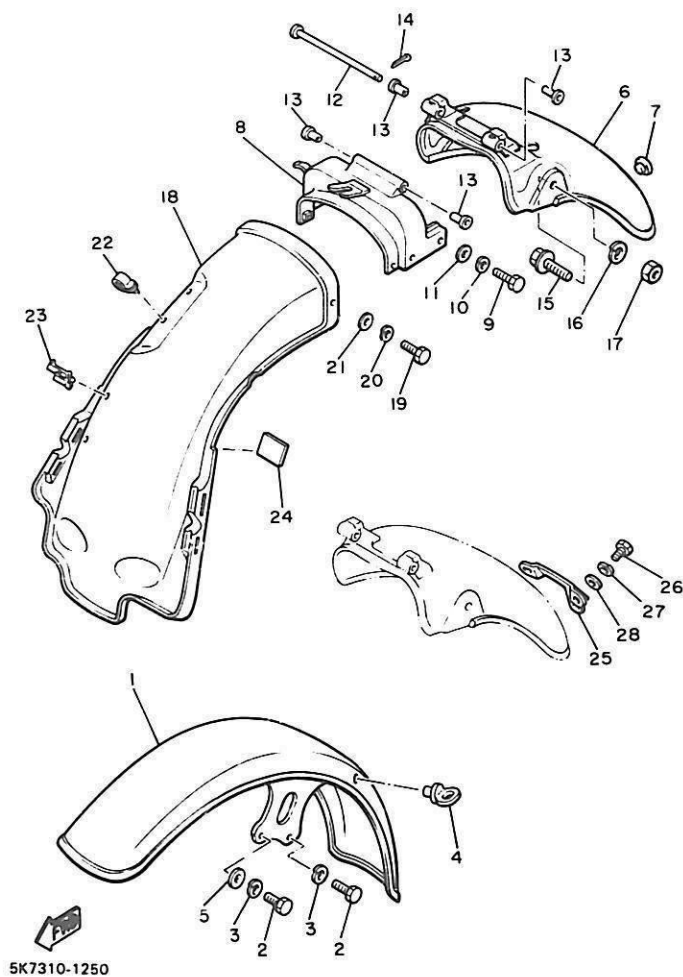
REF. NO.	PART NO.	DESCRIPTION	Q'TY	REMARKS
29	92906-08200	WASHER, Plain	4	
30	5K7-2117F-00	COVER	2	
31	95806-06010	BOLT, flange	2	



5K7332-1240

D10

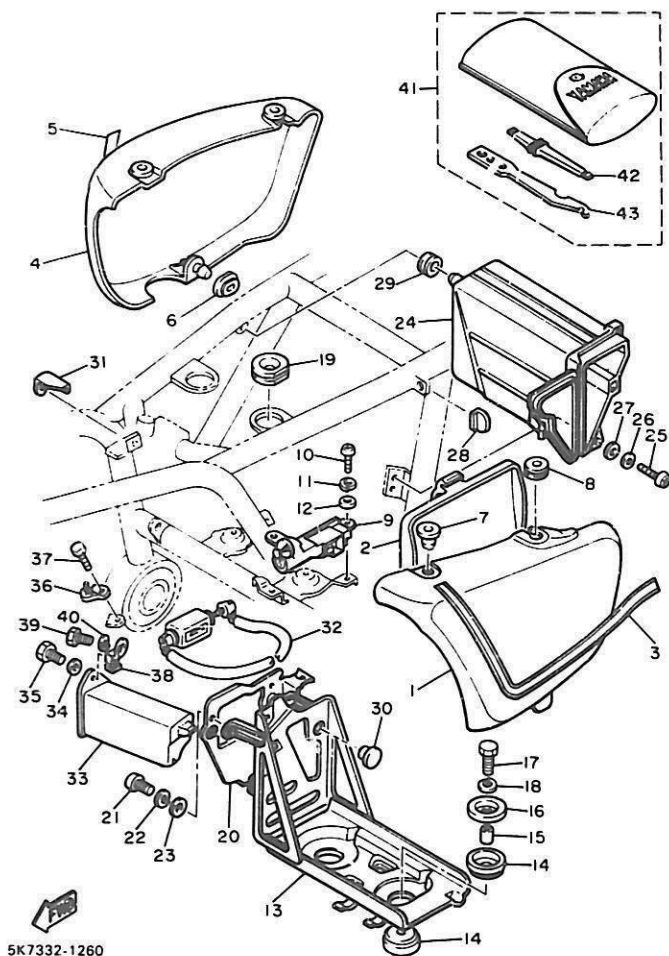
FIG. 25 FRONT FENDER-REAR FENDER



REF. NO.	PART NO.	DESCRIPTION	Q'TY	REMARKS
1	5K7-21510-00-5R	FRONT FENDER COMP.	1	chrome-Plated (black)
2	97326-08020	BOLT	4	
3	92906-08100	WASHER, sPrinG	4	
4	1A0-21518-00	HOLDER, cable	1	
5	90201-08100	WASHER, Plate	2	
6	5K7-21610-10-5R	REAR FENDER COMP.	1	chrome-Plated (black)
7	1U4-21746-00	DAMPER, Plate	1	
8	3H5-21613-00	FENDER, rear 2	1	
9	97326-06014	BOLT	4	
10	92906-06100	WASHER, sPrinG	4	
11	92906-06600	WASHER, Plate	4	
12	91701-06152	PIN, clevis	1	
13	1J7-21626-00	COLLAR, rear fender	4	
14	91401-16012	PIN, cotter	1	
15	95821-10020	BOLT, flange	2	
16	92903-10100	WASHER, sPrinG	2	
17	90176-10013	NUT, crown	2	
18	3H3-21629-00	GUARD, mud	1	
19	97306-06012	BOLT	2	
20	92906-06100	WASHER, sPrinG	2	
21	90201-062A8	WASHER, Plate	2	
22	90464-12027	CLAMP	2	
23	90464-16021	CLAMP	3	
24	2H7-21628-00	DAMPER, mud Guard	1	
25	1T5-21641-00	BRACKET, reflector	1	
26	97306-06010	BOLT	2	
27	92906-06100	WASHER, sPrinG	2	
28	92906-06600	WASHER, Plate	2	

D11

FIG. 26 SIDE COVER. TOOL

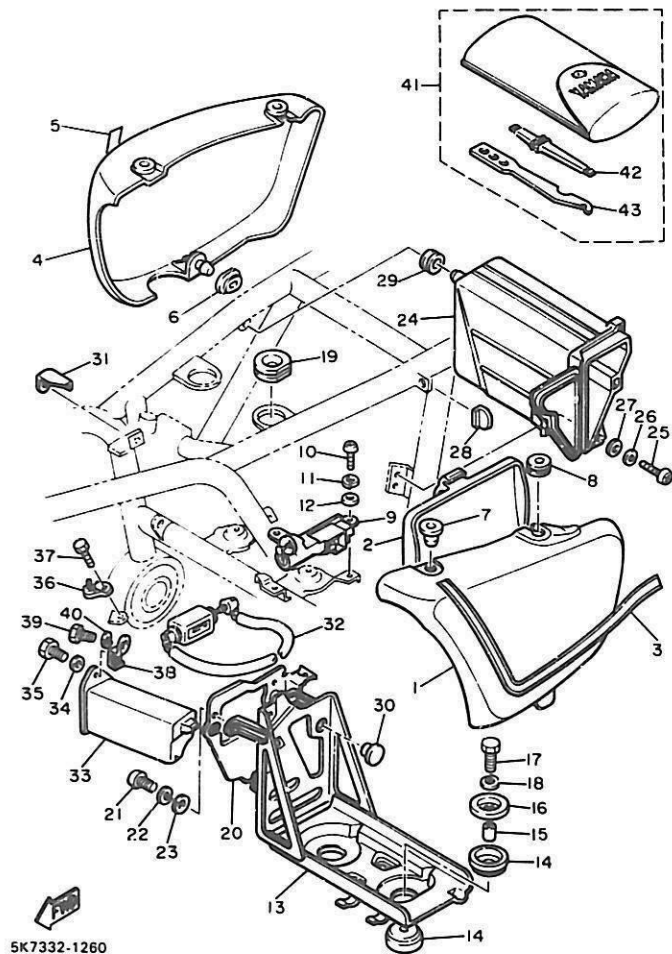


5K7332-1260

REF. NO.	PART NO.	DESCRIPTION	Q'TY	REMARKS
1	4H3-21711-00-6G	COVER, side 1	1	new yamaha black
2	3J6-28185-00	LID	1	
3	3X0-21783-01	EMBLEM 3	1	
4	4H3-21721-00-6G	COVER, side 2	1	new yamaha black
5	3X0-21783-01	EMBLEM 3	1	
6	90480-12261	GROMMET	2	
7	90480-12053	GROMMET	2	
8	90480-01141	GROMMET	1	
9	4W1-21708-00	SIDE COVER LOCK ASSY	1	
10	92506-06014	SCREW, Pan head	2	
11	92906-06100	WASHER, sPrinG	2	
12	92906-06600	WASHER, Plate	2	
13	2H7-21170-00-33	BOX COMP.	1	yamaha black
14	2H7-21746-00	DAMPER, battery box	4	
15	90387-06387	COLLAR	2	
16	90209-07170	WASHER	2	
17	97301-06030	BOLT	2	
18	92901-06100	WASHER, sPrinG	2	
19	2H7-21747-00	DAMPER	2	
20	2H7-21543-00-91	PLATE 1	1	uni chrome
21	92501-06012	SCREW, Pan head	3	
22	92901-06100	WASHER, sPrinG	3	
23	92901-06600	WASHER, Plate	3	
24	2H7-21171-01	BOX, tool	1	
25	92501-06012	SCREW, Pan head	1	
26	92901-06100	WASHER, sPrinG	1	
27	90201-06052	WASHER, Plate	1	
28	90480-16185	GROMMET	1	

D12

FIG. 26 SIDE COVER. TOOL

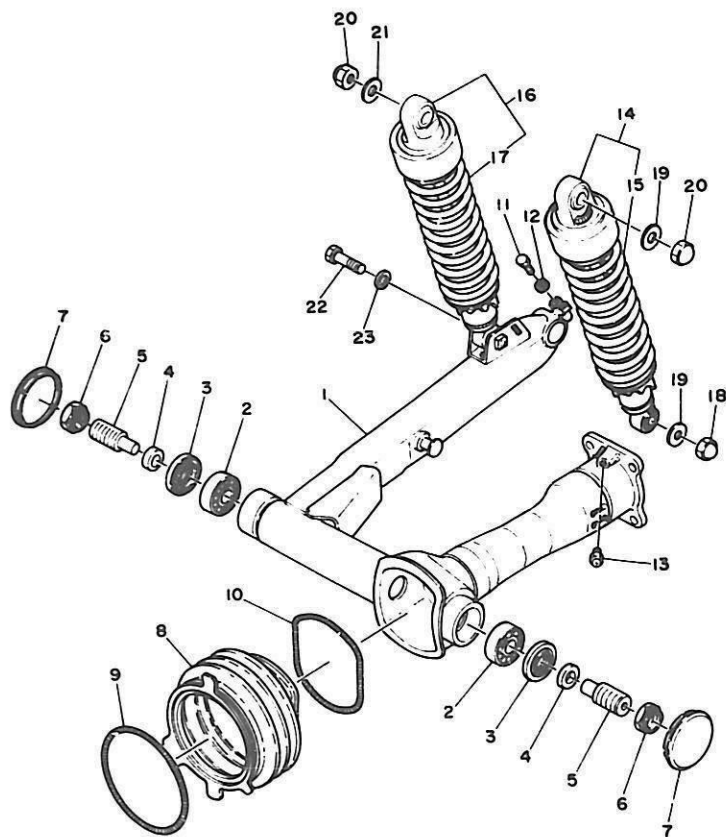


5K7332-1260

REF. NO.	PART NO.	DESCRIPTION	Q'TY	REMARKS
29	90480-15058	GROMMET	1	
30	90480-17218	GROMMET	1	
31	2H7-21715-00	WASHER, sPecial 1	1	
32	4R0-W2171-00	WHEEL LOCK ASSY	1	
33	4R0-21258-00	BOX	1	
34	90201-062A8	WASHER, Plate	1	
35	92506-06016	SCREW, Pan head	1	
36	4R0-2175H-01	STAY, lock	1	
37	91316-06012	BOLT	1	
38	4R0-2172E-00	STAY, side cover 1	1	
39	97306-06012	BOLT	1	
40	92906-06100	WASHER, sPring	1	
41	3H3-28100-10	TOOL KIT	1	
42	2H7-2815A-00	.GAUGE, oil level	1	
43	3H3-2814A-00	.TOOL, wire	1	

D13

FIG. 27 REAR ARM SUSPENSION

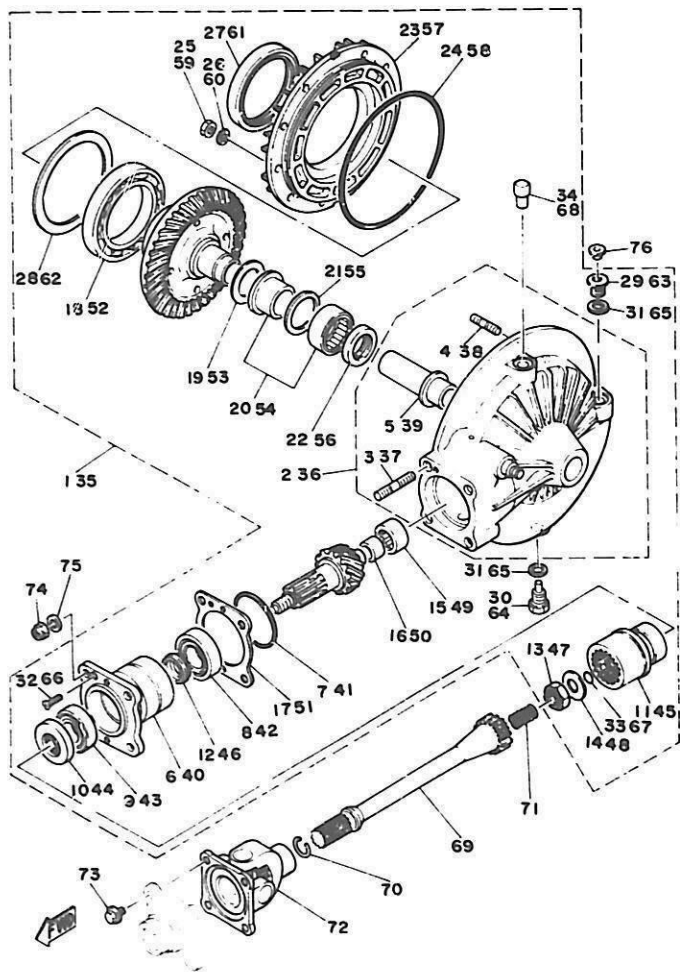


REF. NO.	PART NO.	DESCRIPTION	Q'TY	REMARKS
1	3H3-22110-00-33	REAR ARM COMP.	1	yamaha black
2	93332-00010	BEARING	2	
3	93102-25017	OIL SEAL	2	
4	90387-17543	COLLAR	2	
5	1J7-22141-00	SHAFT, Pivot	2	
6	1J7-22143-00	NUT	2	
7	2H7-2219X-00	COVER	2	
8	2H7-22189-00	BOOT, rubber	1	
9	90506-07136	SPRING, tension	1	
10	90506-07135	SPRING, tension	1	
11	97306-08035	BOLT	1	
12	92906-08100	WASHER, sPring	1	
13	93700-06004	NIPPLE, Grease	1	
14	5K7-22210-00	SHOCK ABSORBER ASSY, rear	1	
15	5K7-22212-00	.SPRING	1	
16	5K7-22210-10	SHOCK ABSORBER ASSY, rear	1	
17	5K7-22212-00	.SPRING	1	
18	90176-10027	NUT, crown	1	
19	90201-100A1	WASHER, Plate	2	
20	90176-10009	NUT, crown	2	
21	90201-103E3	WASHER, Plate	1	
22	90106-10039	BOLT	1	
23	92906-10100	WASHER, sPring	1	

 3X0332-0270

D14





5K7332-1280

FIG. 28 DRIVE SHAFT

REF. NO.	PART NO.	DESCRIPTION	Q'TY	REMARKS
1	5K7-46101-00	REAR AXLE GEAR CASE ASSY	1	UR
2	5K7-46150-00	•DRIVE SHAFT HOUSING COMP.	1	
3	90116-10359	••BOLT, stud	4	
4	90116-08360	••BOLT, stud	10	
5	1J7-46153-Y0	••COLLAR, Guide	1	
6	2H7-46124-01	•HOUSING, bearing	1	
7	93210-58346	•O-RING	1	
8	93332-00027	•BEARING	1	
9	93332-00023	•BEARING	1	
10	93101-38086	•OIL SEAL	1	
11	2H7-46123-00	•COUPLING, Gear	1	
12	1J7-46129-Y1	•SPACER, expansion	1	
13	90135-14070	•NUT, self-locking	1	
14	90201-14664	•WASHER, Plate	1	
15	93317-41510	•BEARING, cylindrical	1	
16	2H7-46122-00	•RACE, inner	1	
17	1J7-46127-Y0-30	•SHIM (0.30T)	1	UR
	1J7-46127-Y0-35	•SHIM (0.35T)	1	UR
	1J7-46127-Y0-40	•SHIM (0.40T)	1	UR
	1J7-46127-Y0-45	•SHIM (0.45T)	1	UR
	1J7-46127-Y0-50	•SHIM (0.50T)	1	UR
18	93316-01403	•BEARING, cylindrical	1	
19	1J7-46119-Y0-10	•SHIM, thrust (0.1T)	1	UR
	1J7-46119-Y0-20	•SHIM, thrust (0.2T)	1	UR
20	1J7-46106-N0	•BEARING ASSY	1	
21	1J7-46118-Y0-18	•WASHER, thrust (1.8T)	1	UR
	1J7-46118-Y0-19	•WASHER, thrust (1.9T)	1	UR
	1J7-46118-Y0-20	•WASHER, thrust (2.0T)	1	UR

# CONTENTS

## ENGINE

Cylinder Head .....	B2
Cylinder .....	B3
Crankshaft · Piston .....	B4 ~ B5
Camshaft · Chain .....	B6
Valve .....	B7 ~ B8
Oil Pump .....	B9 ~ B10
Oil Cleaner .....	B11
Oil Cooler .....	B12
Intake .....	B13 ~ B14
Carburetor .....	B15 ~ C4
Exhaust .....	C5
Crankcase .....	C6 ~ C7
Crankcase Cover .....	C8
A.C. Generator .....	C9
Pickup Coil · Governor .....	C10
Starting Motor .....	C11
Starter Clutch .....	C12
Primary Shaft · Chain .....	C13
Clutch .....	C14 ~ C15
Transmission .....	D2 ~ D3
Middle Drive Gear .....	D4 ~ D5
Shift Cam · Fork .....	D6 ~ D7
Shift Shaft · Pedal .....	D8

## CHASSIS

Frame .....	D9 ~ D10
Front Fender · Rear Fender .....	D11
Side Cover · Tool .....	D12 ~ D13
Rear Arm · Suspension .....	D14
Drive Shaft .....	D15 ~ E4

Front Fork .....	E5 ~ E6
Steering .....	E7
Fuel Tank .....	E8
Fuel Cock · Piping .....	E9 ~ E10
Seat .....	E11
Front Wheel .....	E12
Front Brake Caliper .....	E13 ~ E14
Rear Wheel .....	E15 ~ F2
Rear Brake Caliper .....	F3
Handlebar · Cable .....	F4
Front Master Cylinder .....	F5
Stand · Footrest .....	F6
Brake .....	F7
Cowling .....	F8 ~ F9
Flasher Light .....	F10
Speedometer · Tachometer .....	F11 ~ F12
Headlight .....	F13 ~ F14
Taillight .....	F15
Handle Switch · Lever .....	G2
Electrical 1 .....	G3 ~ G4
Electrical 2 .....	G5 ~ G6

## INDEX

NUMERICAL INDEX .....	M1 ~ M5
PARTS NAME INDEX .....	M6 ~ M16

# CONTENTS

## ENGINE

Cylinder Head .....	B2
Cylinder .....	B3
Crankshaft · Piston .....	B4 ~ B5
Camshaft · Chain .....	B6
Valve .....	B7 ~ B8
Oil Pump .....	B9 ~ B10
Oil Cleaner .....	B11
Oil Cooler .....	B12
Intake .....	B13 ~ B14
Carburetor .....	B15 ~ C4
Exhaust .....	C5
Crankcase .....	C6 ~ C7
Crankcase Cover .....	C8
A.C. Generator .....	C9
Pickup Coil · Governor .....	C10
Starting Motor .....	C11
Starter Clutch .....	C12
Primary Shaft · Chain .....	C13
Clutch .....	C14 ~ C15
Transmission .....	D2 ~ D3
Middle Drive Gear .....	D4 ~ D5
Shift Cam · Fork .....	D6 ~ D7
Shift Shaft · Pedal .....	D8

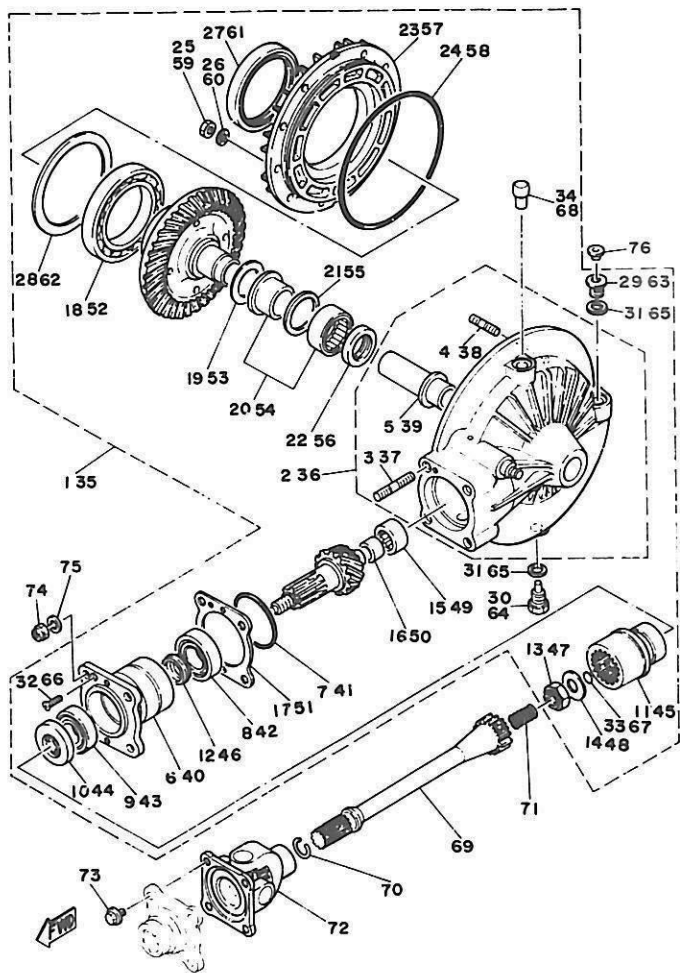
## CHASSIS

Frame .....	D9 ~ D10
Front Fender · Rear Fender .....	D11
Side Cover · Tool .....	D12 ~ D13
Rear Arm · Suspension .....	D14
Drive Shaft .....	D15 ~ E4

Front Fork .....	E5 ~ E6
Steering .....	E7
Fuel Tank .....	E8
Fuel Cock · Piping .....	E9 ~ E10
Seat .....	E11
Front Wheel .....	E12
Front Brake Caliper .....	E13 ~ E14
Rear Wheel .....	E15 ~ F2
Rear Brake Caliper .....	F3
Handlebar · Cable .....	F4
Front Master Cylinder .....	F5
Stand · Footrest .....	F6
Brake .....	F7
Cowling .....	F8 ~ F9
Flasher Light .....	F10
Speedometer · Tachometer .....	F11 ~ F12
Headlight .....	F13 ~ F14
Taillight .....	F15
Handle Switch · Lever .....	G2
Electrical 1 .....	G3 ~ G4
Electrical 2 .....	G5 ~ G6

## INDEX

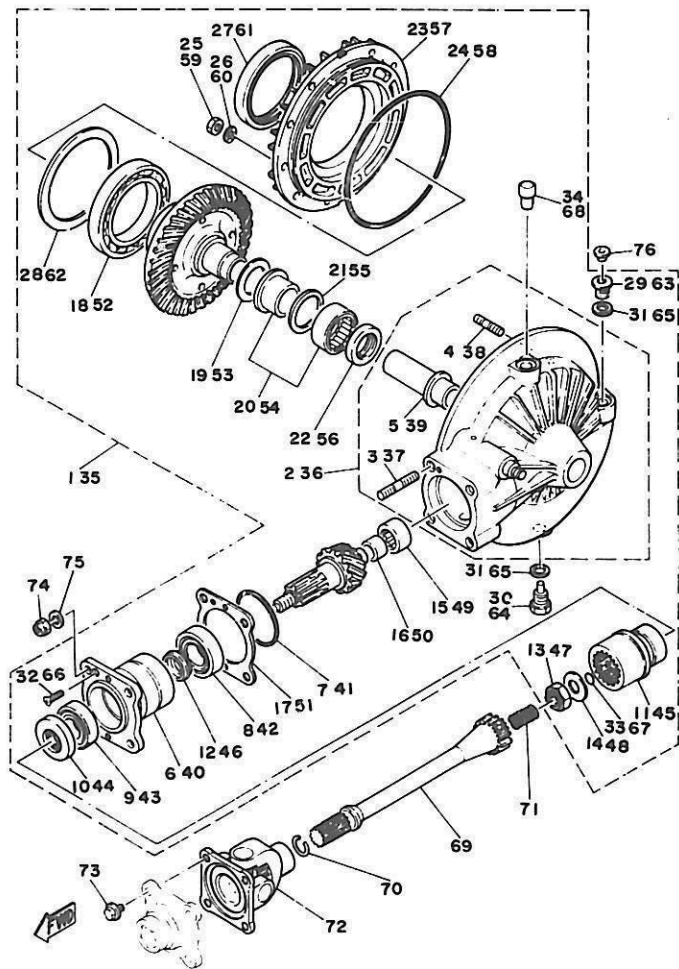
NUMERICAL INDEX .....	M1 ~ M5
PARTS NAME INDEX .....	M6 ~ M16



5K7332-1280

FIG. 28 DRIVE SHAFT

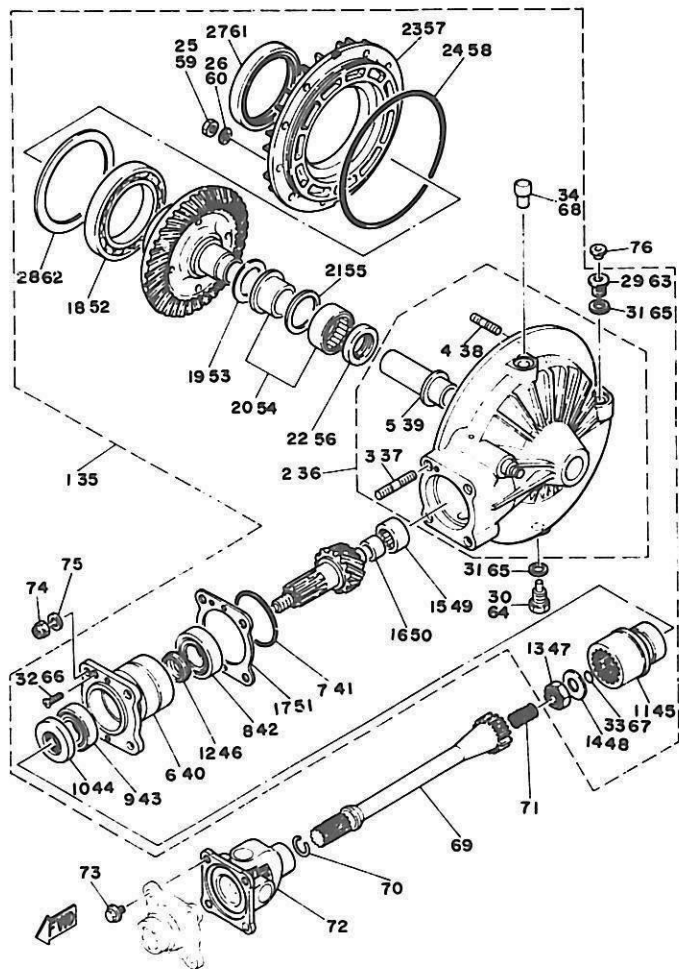
REF. NO.	PART NO.	DESCRIPTION	Q'TY	REMARKS
21	1J7-46118-Y0-21	•WASHER, thrust (2.1T)	1	UR
22	93101-30084	•OIL SEAL	1	
23	2H7-46152-00	•HOUSING, bearing	1	
24	93211-44348	•O-RING	1	
25	95311-08600	•NUT	10	
26	92901-08700	•WASHER, wave	10	
27	93102-70167	•OIL SEAL	1	
28	1J7-46117-Y0-30	•SHIM, ring Gear (0.30T)	1	UR
	1J7-46117-Y0-35	•SHIM, ring Gear (0.35T)	1	UR
	1J7-46117-Y0-40	•SHIM, ring Gear (0.40T)	1	UR
	1J7-46117-Y0-45	•SHIM, ring Gear (0.45T)	1	UR
	1J7-46117-Y0-50	•SHIM, ring Gear (0.50T)	1	UR
29	4H1-15189-00	•PLUG	1	
30	90340-14042	•PLUG, straight screw	1	
31	214-11198-01	•GASKET	2	
32	98701-05018	•SCREW, flat head	1	
33	93210-14359	•O-RING	1	
34	4H3-17590-00	•BREATHER COMP.	1	
35	5K7-46101-N0	REAR AXLE GEAR CASE ASSY	1	UR
36	5K7-46150-00	•DRIVE SHAFT HOUSING COMP.	1	
37	90116-10359	••BOLT, stud	4	
38	90116-08360	••BOLT, stud	10	
39	1J7-46153-Y0	••COLLAR, guide	1	
40	2H7-46124-01	•HOUSING, bearing	1	
41	93210-58346	•O-RING	1	
42	93332-00027	•BEARING	1	
43	93332-00023	•BEARING	1	
44	93101-38086	•OIL SEAL	1	



5K7332-1280

FIG. 28 DRIVE SHAFT

REF. NO.	PART NO.	DESCRIPTION	Q'TY	REMARKS
45	2H7-46123-00	•COUPLING, gear	1	
46	1J7-46129-Y1	•SPACER, expansion	1	
47	90185-14070	•NUT, self-locking	1	
48	90201-14664	•WASHER, Plate	1	
49	93317-41510	•BEARING, cylindrical	1	
50	2H7-46122-00	•RACE, inner	1	
51	1J7-46127-Y0-30	•SHIM (0.30T)	1	UR
	1J7-46127-Y0-35	•SHIM (0.35T)	1	UR
	1J7-46127-Y0-40	•SHIM (0.40T)	1	UR
	1J7-46127-Y0-45	•SHIM (0.45T)	1	UR
	1J7-46127-Y0-50	•SHIM (0.50T)	1	UR
52	93316-01403	•BEARING, cylindrical	1	
53	1J7-46119-Y0-10	•SHIM, thrust (0.1T)	1	UR
	1J7-46119-Y0-20	•SHIM, thrust (0.2T)	1	UR
54	1J7-46106-N0	•BEARING ASSY	1	
55	1J7-46118-Y0-18	•WASHER, thrust (1.8T)	1	UR
	1J7-46118-Y0-19	•WASHER, thrust (1.9T)	1	UR
	1J7-46118-Y0-20	•WASHER, thrust (2.0T)	1	UR
	1J7-46118-Y0-21	•WASHER, thrust (2.1T)	1	UR
56	93101-30084	•OIL SEAL	1	
57	2H7-46152-00	•HOUSING, bearing	1	
58	93211-44348	•O-RING	1	
59	95311-08600	•NUT	10	
60	92901-08700	•WASHER, wave	10	
61	93102-70167	•OIL SEAL	1	
62	1J7-46117-Y0-30	•SHIM, ring gear (0.30T)	1	UR
	1J7-46117-Y0-35	•SHIM, ring gear (0.35T)	1	UR
	1J7-46117-Y0-40	•SHIM, ring gear (0.40T)	1	UR

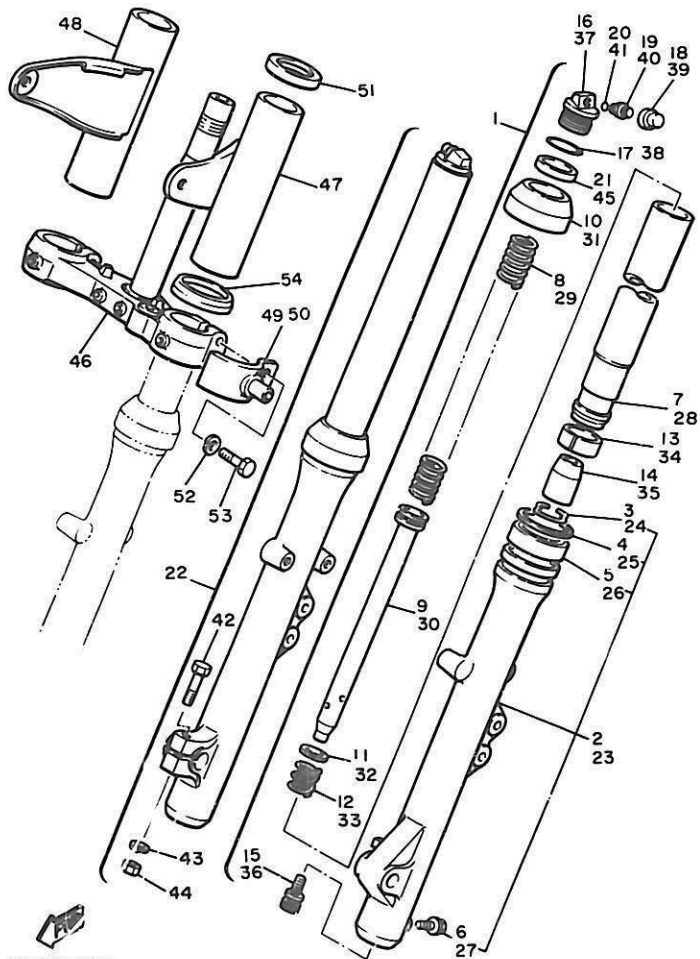


5K7332-1280

FIG. 28 DRIVE SHAFT

REF. NO.	PART NO.	DESCRIPTION	Q'TY	REMARKS
62	1J7-46117-Y0-45	.SHIM, ring gear (0.45T)	1	UR
	1J7-46117-Y0-50	.SHIM, ring gear (0.50T)	1	UR
63	4H1-15189-00	.PLUG	1	
64	90340-14042	.PLUG, straight screw	1	
65	214-11198-01	.GASKET	2	
66	98701-05018	.SCREW, flat head	1	
67	93210-14359	.O-RING	1	
68	4H3-17590-00	.BREATHER COMP.	1	
69	2H7-46172-00	SHAFT, drive	1	
70	90468-12088	CLIP	1	
71	90501-16491	SPRING, compression	1	
72	2H7-46180-00	CROSS JOINT COMP.	1	
73	90105-08066	BOLT, washer based	4	
74	95616-10100	NUT, u	4	
75	92906-10100	WASHER, spring	4	
76	341-23469-00	CAP, bolt	1	

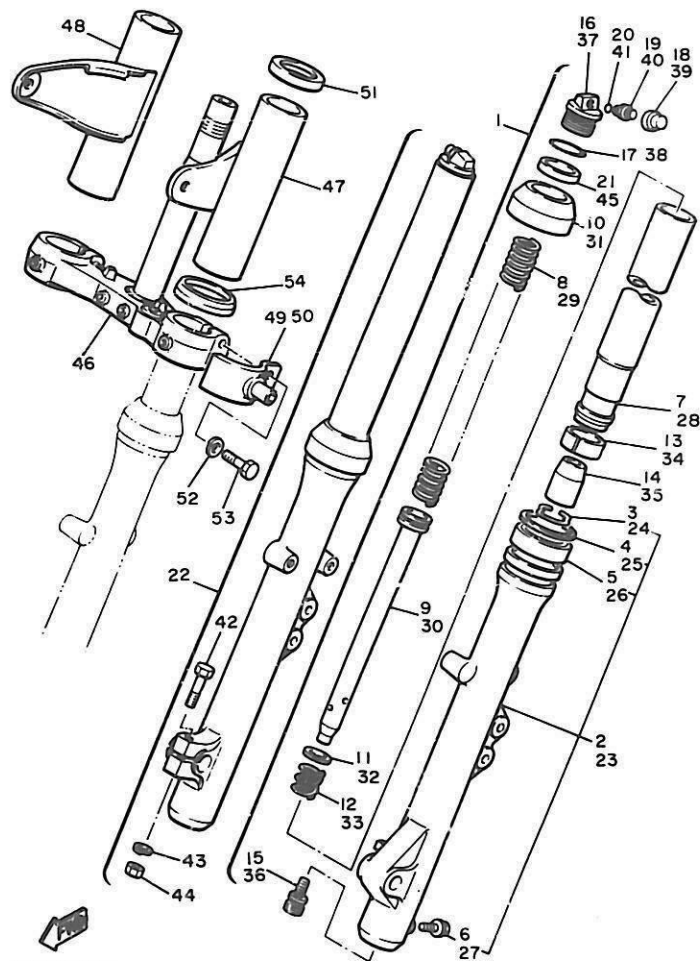
E4



5K7332-1290

FIG. 29 FRONT FORK

REF. NO.	PART NO.	DESCRIPTION	Q'TY	REMARKS
1	5K7-23102-00	FRONT FORK ASSY (L.H)	1	
2	4W1-23126-00	•TUBE, outer 1	1	
3	3J3-23156-00	••CLIP, oil seal	1	
4	3J6-23146-00	••WASHER, oil seal	1	
5	3J6-23145-00	••OIL SEAL	1	
6	4H3-23119-00	••PLUG, drain	1	
7	5K7-23110-00	•INNER TUBE COMP.1	1	
8	5K7-23141-00	•SPRING, front fork	1	
9	5K7-23170-00	•CYLINDER COMP., front fork	1	
10	3H3-23144-00	•SEAL, dust	1	
11	2F3-23157-00	•PISTON RING, front fork	1	
12	1J3-23151-00	•SPRING, rebound	1	
13	3H3-23135-00	•METAL, slide 2	1	
14	1J3-23166-00	•PIECE, oil lock	1	
15	3M7-23181-00	•BOLT, hexagon socket head	1	
16	4H3-23111-00	•BOLT, cap	1	
17	3H3-23114-00	•GASKET	1	
18	5K7-23184-00	•CAP, air valve	1	
19	5K7-23190-00	•AIR VALVE COMP.	1	
20	3H3-23147-00	•O-RING	1	
21	3H3-23163-00	•GASKET	1	
22	5K7-23103-00	FRONT FORK ASSY (R.H)	1	
23	4W1-23136-00	•TUBE, outer 2	1	
24	3J3-23156-00	••CLIP, oil seal	1	
25	3J6-23146-00	••WASHER, oil seal	1	
26	3J6-23145-00	••OIL SEAL	1	
27	4H3-23119-00	••PLUG, drain	1	
28	5K7-23110-00	•INNER TUBE COMP.1	1	

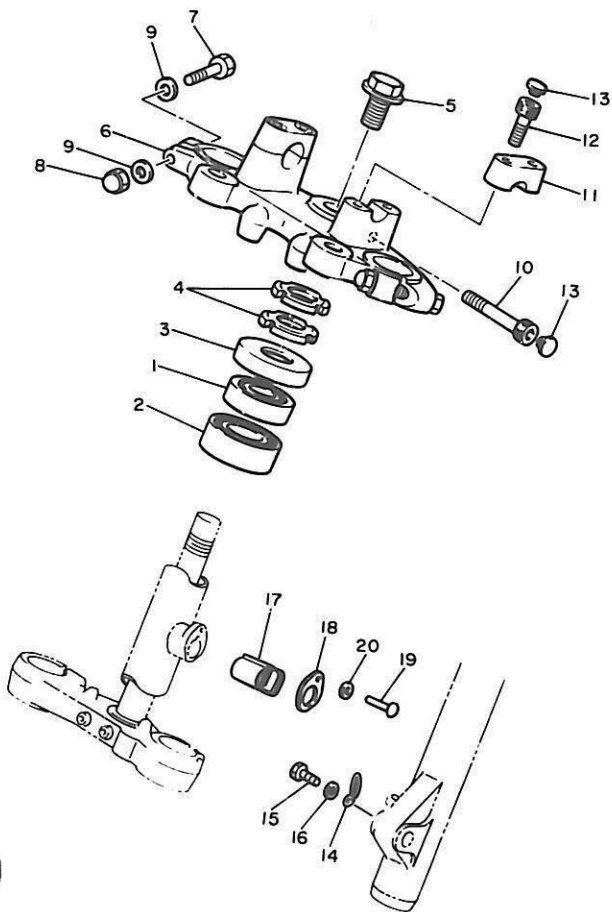


5K7332-1290

FIG. 29 FRONT FORK

REF. NO.	PART NO.	DESCRIPTION	Q'TY	REMARKS
29	5K7-23141-00	•SPRING, front fork	1	
30	5K7-23170-00	•CYLINDER COMP., front fork	1	
31	3H3-23144-00	•SEAL, dust	1	
32	2F3-23157-00	•PISTON RING, front fork	1	
33	1J3-23151-00	•SPRING, rebound	1	
34	3H3-23135-00	•METAL, slide 2	1	
35	1J3-23166-00	•PIECE, oil lock	1	
36	3M7-23181-00	•BOLT, hexagon socket head	1	
37	4H3-23111-00	•BOLT, caP	1	
38	3H3-23114-00	•GASKET	1	
39	5K7-23184-00	•CAP, air valve	1	
40	5K7-23190-00	•AIR VALVE COMP.	1	
41	3H3-23147-00	•O-RING	1	
42	4H3-23128-00	•BOLT, axle holder	1	
43	3J3-23159-00	•WASHER, sPring, lower	1	
44	4H3-23127-00	•NUT, outer tube	1	
45	3H3-23163-00	•GASKET	1	
46	5K7-23340-00-90	UNDER BRACKET COMP.	1	uni chrome (black)
47	5K7-23121-00-5R	COVER, upper 1	1	chrome-Plated (black)
48	5K7-23131-00-5R	COVER, upper 2	1	chrome-Plated (black)
49	5K7-23122-00-5R	COVER, outer 1	1	chrome-Plated (black)
50	5K7-23132-00-5R	COVER, outer 2	1	chrome-Plated (black)
51	4H3-23115-00	GUIDE, cover upper	2	
52	3J3-23159-00	WASHER, sPring, lower	4	
53	3J3-23346-00	BOLT 1	4	
54	5K7-23116-00	GUIDE, cover lower	2	





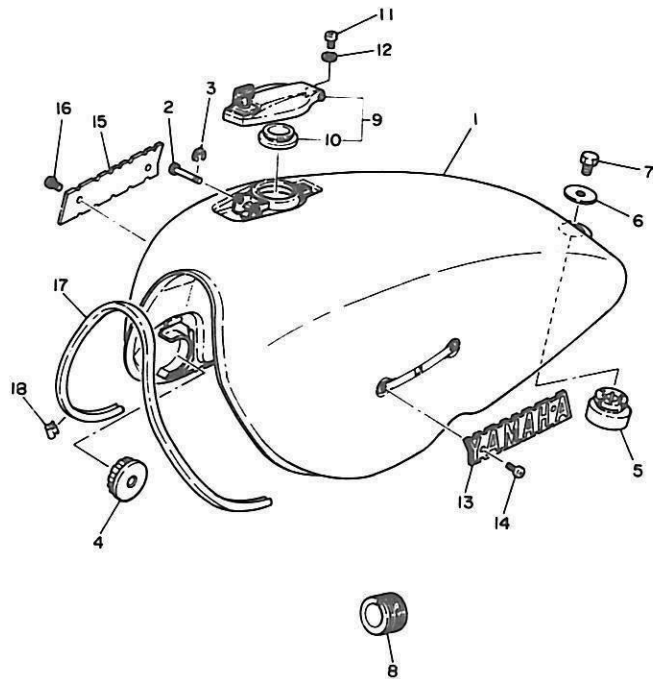
5K7332-1300

FIG. 30 STEERING

REF. NO.	PART NO.	DESCRIPTION	Q'TY	REMARKS
1	93332-00023	BEARING	1	
2	93332-00008	BEARING	1	
3	4H3-23415-00	COVER, ball race 1	1	
4	4H3-23454-00	NUT, fitting 2	2	
5	90105-14102	BOLT, washer based	1	
6	3H3-23435-00-98	CROWN, handle	1	low gloss black
7	97326-02055	BOLT	2	
8	95306-08800	NUT	2	
9	92906-08600	WASHER, Plate	4	
10	91316-08040	BOLT	1	
11	360-23441-01-98	HOLDER, handle upper	2	low gloss black
12	91316-08030	BOLT	4	
13	341-23469-00	CAP, bolt	5	
14	4H3-23318-00	HOLDER, cable 1	1	
15	97306-06012	BOLT	1	
16	92906-06100	WASHER, spring	1	
17	*	BODY & KEY, steering lock	1	LM
18	134-23484-10	CAP, handle lock	1	
19	90269-04003	RIVET	1	
20	90208-04029	WASHER, conical spring	1	

E7

FIG. 31 FUEL TANK

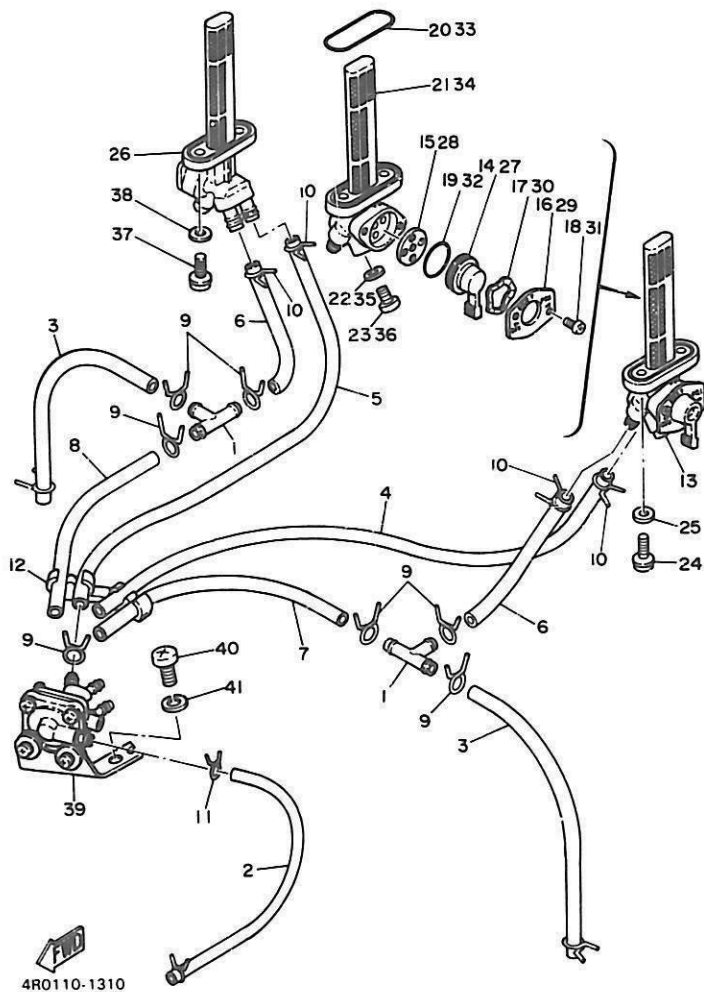


REF. NO.	PART NO.	DESCRIPTION	Q'TY	REMARKS
1	3H3-24110-00-6G	FUEL TANK COMP.	1	new yamaha black
2	90249-03123	PIN	1	
3	93430-02001	CIRCLIP	1	
4	1J7-24181-01	DAMPER, locating 1	2	
5	2H7-24182-00	DAMPER, locating 2	1	
6	90201-08310	WASHER, Plate	1	
7	97301-08012	BOLT	1	
8	1J7-24183-02	DAMPER, locating 3	2	
9	4R0-24602-00	CAP ASSY	1	
10	2M0-24641-00	GASKET, cap 1	1	
11	98501-05008	SCREW, Pan head	1	
12	92901-05100	WASHER, spring	1	
13	3J6-24161-00	EMBLEM 1	1	
14	90152-04006	SCREW, countersunk	2	
15	3J6-24162-00	EMBLEM 2	1	
16	90152-04006	SCREW, countersunk	2	
17	2H7-24189-00	MOLD, fuel tank	1	
18	90468-03107	CLIP	5	

4R0110-1300

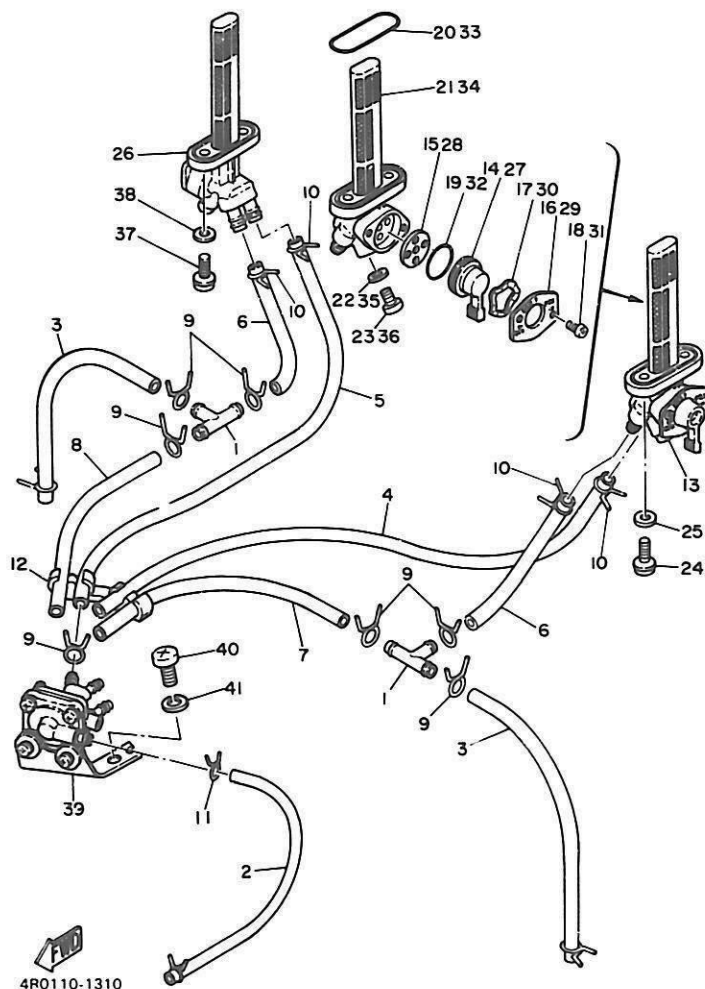
E8

FIG. 32 FUEL COCK. PIPING



REF. NO.	PART NO.	DESCRIPTION	Q'TY	REMARKS
1	3H3-24376-00	PIPE, Joint 1	2	
2	90445-07219	HOSE	1	
3	90445-10345	HOSE	2	
4	3H3-24311-00	PIPE, fuel 1	1	
5	3H3-24312-00	PIPE 2	1	
6	3H3-24313-00	PIPE 3	2	
7	3H3-24314-00	PIPE 4	1	
8	3H3-24315-00	PIPE 5	1	
9	90467-09006	CLIP	12	
10	90467-10039	CLIP	4	
11	90467-07029	CLIP	2	
12	3H3-24366-00	CLAMP, fuel Pipe 1	1	
13	4H3-24500-01	FUEL COCK ASSY 1	1	
14	4H3-24524-00	•LEVER, cock	1	
15	3H3-24523-00	•VALVE	1	
16	4H3-24525-00	•PLATE, lever fitting	1	
17	3H3-24518-00	•WASHER, wave	1	
18	98506-03008	•SCREW, Pan head	2	
19	3H3-24534-00	•O-RING	1	
20	3H3-24512-00	•O-RING, fuel cock	1	
21	3Y1-24514-20	•NET, filter 1	1	
22	3H3-24522-00	•GASKET	2	
23	98501-05008	•SCREW, Pan head	2	
24	90157-06018	SCREW, Pan head	2	
25	90202-06010	WASHER, Plate	2	
26	4H3-24510-01	FUEL COCK ASSY 2	1	
27	4H3-24524-10	•LEVER, cock	1	
28	3H3-24523-00	•VALVE	1	

FIG. 32 FUEL COCK. PIPING

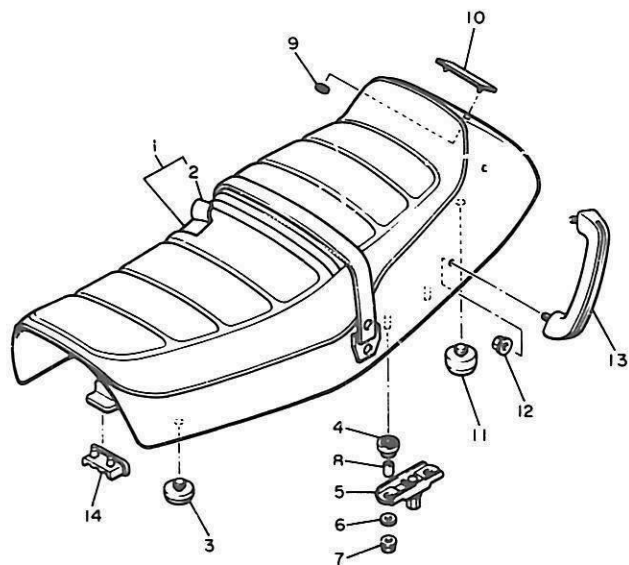


REF. NO.	PART NO.	DESCRIPTION	Q'TY	REMARKS
29	4H3-24525-10	•PLATE, lever fitting	1	
30	3H3-24518-00	•WASHER, wave	1	
31	98506-03008	•SCREW, Pan head	2	
32	3H3-24534-00	•O-RING	1	
33	3H3-24512-00	•O-RING, fuel cock	1	
34	3Y1-24514-20	•NET, filter 1	1	
35	3H3-24522-00	•GASKET	2	
36	98501-05008	•SCREW, Pan head	2	
37	90157-06018	SCREW, Pan head	2	
38	90202-06010	WASHER, Plate	2	
39	3H3-24520-01	DIAPHRAGM ASSY	1	
40	92501-08015	SCREW, Pan head	1	
41	92901-08100	WASHER, sPring	1	

4R0110-1310

E10

FIG. 33 SEAT

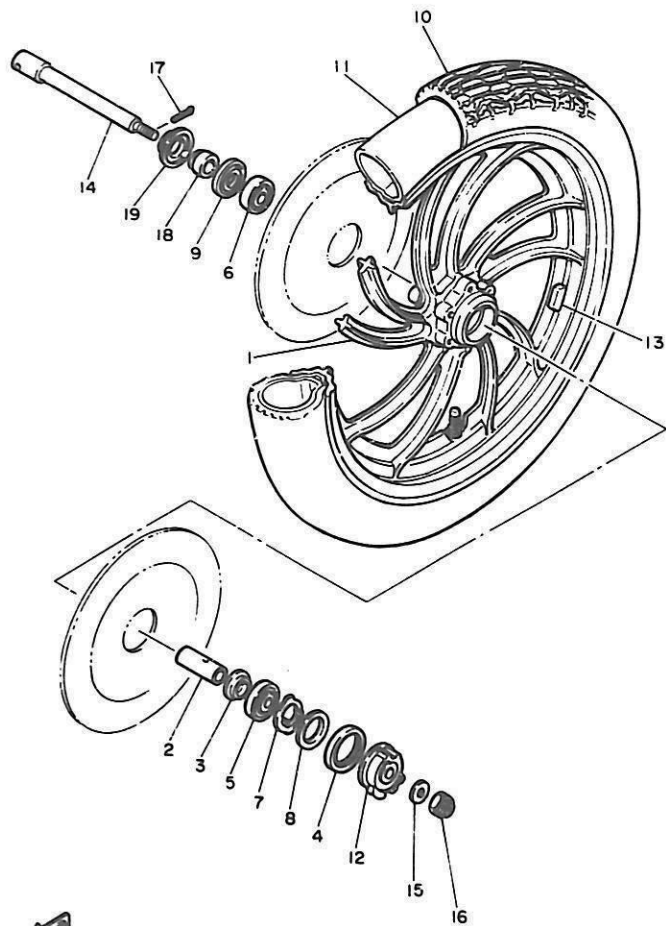


REF. NO.	PART NO.	DESCRIPTION	Q'TY	REMARKS
1	5K7-W2472-10	DOUBLE SEAT ASSY	1	
2	5K7-24731-00	.COVER, double seat	1	
3	1L9-24741-00	PAD, seat	4	
4	2H7-24723-00	DAMPER, seat	4	
5	2H7-24738-00	BRACKET, seat	2	
6	90201-06008	WASHER, Plate	4	
7	95702-06100	NUT, flange	6	
8	90387-06553	COLLAR	4	
9	90183-04012	NUT, sPring	2	
10	2H7-24786-02	EMBLEM	1	
11	1T4-24741-00	PAD, seat	2	
12	95702-08100	NUT, flange	4	
13	5K7-24773-00	HANDLE, seat	2	
14	2H7-24724-00	DAMPER, seat	1	

  
5K7332-1330

E11

FIG. 34 FRONT WHEEL



REF. NO.	PART NO.	DESCRIPTION	Q'TY	REMARKS
1	5K7-25168-00-8L	CAST WHEEL, front	1	UR nebular Gold
	5K7-25168-20-8L	CAST WHEEL, front	1	UR nebular Gold
2	90560-17126	SPACER	1	
3	1A1-25115-00	FLANGE, sPacer 1	1	
4	93105-45017	OIL SEAL	1	
5	93306-30309	BEARING (B6303ZZ)	1	
6	93306-30303	BEARING (B6303Z)	1	
7	341-25149-00	CLUTCH, meter	1	
8	341-25846-00	RETAINER, clutch	1	
9	93102-28022	OIL SEAL	1	
10	94135-19597	TIRE (3.50-19)	1	
11	94232-19122	TUBE (3.25-19)	1	
12	2G2-25190-00	GEAR UNIT ASSY	1	
13	1A1-25398-01	BALANCER, wheel (20G)	1	UN
	1A1-25399-00	BALANCER, wheel (10G)	1	UN
	2M0-25399-00	BALANCER, wheel (30G)	1	UN
14	341-25181-01	AXLE, wheel	1	
15	92901-14200	WASHER, Plain	1	
16	90171-14006	NUT, castle	1	
17	91401-30030	PIN, cotter	1	
18	90387-17433	COLLAR	1	
19	341-25118-00	COVER, hub dust	1	

 5K7310-1340

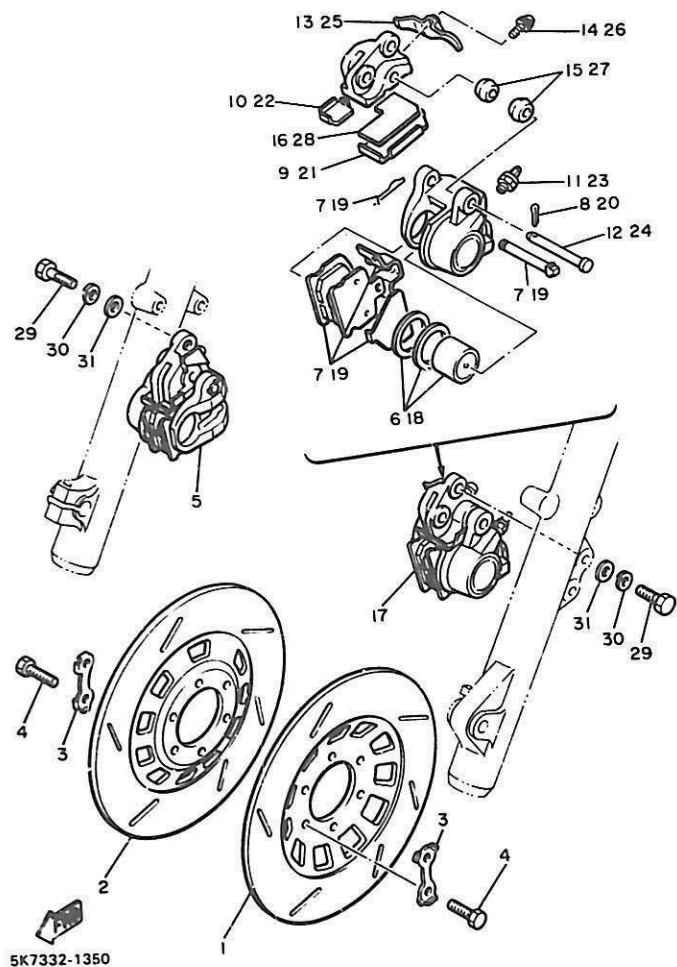
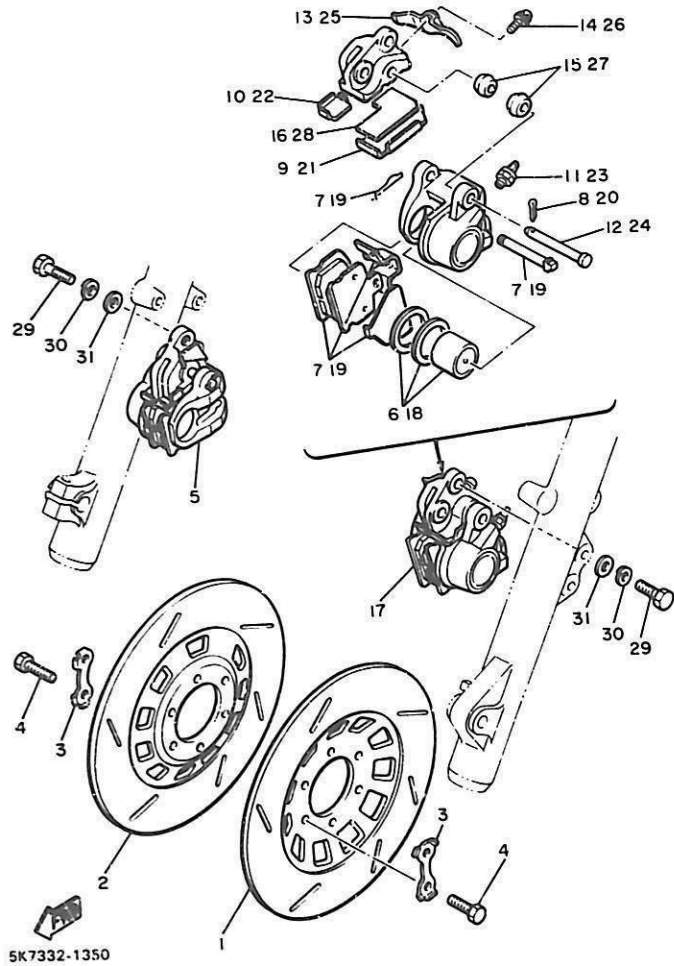


FIG. 35 FRONT BRAKE CALIPER

REF. NO.	PART NO.	DESCRIPTION	Q'TY	REMARKS
1	4H3-25831-10	DISC, brake	1	
2	4H3-25831-00	DISC, brake	1	
3	1J3-25834-01	WASHER, lock	6	
4	90101-08312	BOLT	12	
5	4W1-25810-00	CALIPER ASSY (RIGHT)	1	
6	4W1-W0057-00	•PISTON ASSY, caliPer	1	
7	4W1-W0045-00	•BRAKE PAD KIT, front	1	
8	91490-20015	•PIN, cotter	1	
9	4W1-25913-00	•RETAINER	1	
10	4W1-25828-00	•SHIM, caliPer	1	
11	1J3-W0048-00	•BREED SCREW KIT	1	
12	4W1-25914-00	•PIN, slide	1	
13	4W1-25836-00	•COVER, dust	1	
14	4L3-25818-00	•BOLT, caliPer	1	
15	4L0-25917-00	•BOOT, caliPer	2	
16	4W1-25828-50	•SHIM, caliPer	1	UN
17	4W1-25810-10	CALIPER ASSY (LEFT)	1	
18	4W1-W0057-00	•PISTON ASSY, caliPer	1	
19	4W1-W0045-10	•BRAKE PAD KIT, front	1	
20	91490-20015	•PIN, cotter	1	
21	4W1-25913-10	•RETAINER	1	
22	4W1-25828-00	•SHIM, caliPer	1	
23	1J3-W0048-00	•BREED SCREW KIT	1	
24	4W1-25914-00	•PIN, slide	1	
25	4W1-25836-10	•COVER, dust	1	
26	4L3-25818-00	•BOLT, caliPer	1	
27	4L0-25917-00	•BOOT, caliPer	2	
28	4W1-25828-50	•SHIM, caliPer	1	UN

FIG. 35 FRONT BRAKE CALIPER

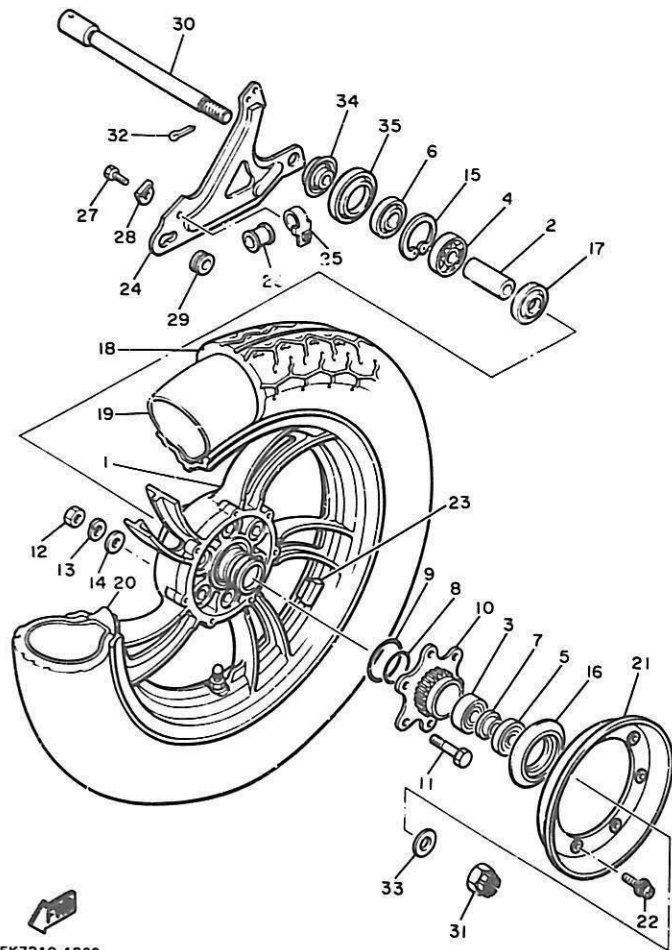


REF. NO.	PART NO.	DESCRIPTION	Q'TY	REMARKS
29	90101-10500	BOLT	4	
30	92906-10100	WASHER, sPring	4	
31	92906-10200	WASHER	4	

E14



FIG. 36 REAR WHEEL



5K7310-1360

REF. NO.	PART NO.	DESCRIPTION	Q'TY	REMARKS
1	5K7-W2533-10-8L	CAST WHEEL, rear	1	nebular Bold
2	2H7-25317-00	SPACER, bearing	1	
3	93313-62010	BEARING, cylindrical	1	
4	93306-30404	BEARING (B6304Z)	1	
5	93102-25045	OIL SEAL	1	
6	93104-27026	OIL SEAL	1	
7	90387-20' 11	COLLAR	1	
8	93210-41358	O-RING	1	
9	93210-58144	O-RING	1	
10	2H7-25366-00	CLUTCH, hub	1	
11	90109-10491	BOLT	6	
12	95380-10600	NUT	6	
13	92901-10' 00	WASHER, spring	6	
14	90201-10124	WASHER, plate	6	
15	93420-52014	CIRCLIP	1	
16	1J7-25319-01	SEAL, hub dust	1	
17	2H7-25315-00	FLANGE, spacer	1	
18	94145-17595	TIRE (4.50-17)	1	
19	94245-17132	TUBE (4.50-17)	1	
20	2H7-25394-00	SPACER, bead	2	
21	4H1-25327-00	COVER, plate	1	
22	90159-05018	SCREW, with washer	4	
23	1A1-25398-01	BALANCER, wheel (20G)	1	UN
	1A1-25399-00	BALANCER, wheel (10G)	1	UN
	2M0-25399-00	BALANCER, wheel (30G)	1	UN
24	3H3-25371-00	PLATE, torque stopper	1	
25	2H7-25886-00	HOLDER, brake hose	1	
26	303-25881-00	PROTECTOR, brake hose	1	

E15

# CONTENTS

## ENGINE

Cylinder Head .....	B2
Cylinder .....	B3
Crankshaft · Piston .....	B4 ~ B5
Camshaft · Chain .....	B6
Valve .....	B7 ~ B8
Oil Pump .....	B9 ~ B10
Oil Cleaner .....	B11
Oil Cooler .....	B12
Intake .....	B13 ~ B14
Carburetor .....	B15 ~ C4
Exhaust .....	C5
Crankcase .....	C6 ~ C7
Crankcase Cover .....	C8
A.C. Generator .....	C9
Pickup Coil · Governor .....	C10
Starting Motor .....	C11
Starter Clutch .....	C12
Primary Shaft · Chain .....	C13
Clutch .....	C14 ~ C15
Transmission .....	D2 ~ D3
Middle Drive Gear .....	D4 ~ D5
Shift Cam · Fork .....	D6 ~ D7
Shift Shaft · Pedal .....	D8

## CHASSIS

Frame .....	D9 ~ D10
Front Fender · Rear Fender .....	D11
Side Cover · Tool .....	D12 ~ D13
Rear Arm · Suspension .....	D14
Drive Shaft .....	D15 ~ E4

Front Fork .....	E5 ~ E6
Steering .....	E7
Fuel Tank .....	E8
Fuel Cock · Piping .....	E9 ~ E10
Seat .....	E11
Front Wheel .....	E12
Front Brake Caliper .....	E13 ~ E14
Rear Wheel .....	E15 ~ F2
Rear Brake Caliper .....	F3
Handlebar · Cable .....	F4
Front Master Cylinder .....	F5
Stand · Footrest .....	F6
Brake .....	F7
Cowling .....	F8 ~ F9
Flasher Light .....	F10
Speedometer · Tachometer .....	F11 ~ F12
Headlight .....	F13 ~ F14
Taillight .....	F15
Handle Switch · Lever .....	G2
Electrical 1 .....	G3 ~ G4
Electrical 2 .....	G5 ~ G6

## INDEX

NUMERICAL INDEX .....	M1 ~ M5
PARTS NAME INDEX .....	M6 ~ M16

# CONTENTS

## ENGINE

Cylinder Head .....	B2
Cylinder .....	B3
Crankshaft · Piston .....	B4 ~ B5
Camshaft · Chain .....	B6
Valve .....	B7 ~ B8
Oil Pump .....	B9 ~ B10
Oil Cleaner .....	B11
Oil Cooler .....	B12
Intake .....	B13 ~ B14
Carburetor .....	B15 ~ C4
Exhaust .....	C5
Crankcase .....	C6 ~ C7
Crankcase Cover .....	C8
A.C. Generator .....	C9
Pickup Coil · Governor .....	C10
Starting Motor .....	C11
Starter Clutch .....	C12
Primary Shaft · Chain .....	C13
Clutch .....	C14 ~ C15
Transmission .....	D2 ~ D3
Middle Drive Gear .....	D4 ~ D5
Shift Cam · Fork .....	D6 ~ D7
Shift Shaft · Pedal .....	D8

## CHASSIS

Frame .....	D9 ~ D10
Front Fender · Rear Fender .....	D11
Side Cover · Tool .....	D12 ~ D13
Rear Arm · Suspension .....	D14
Drive Shaft .....	D15 ~ E4

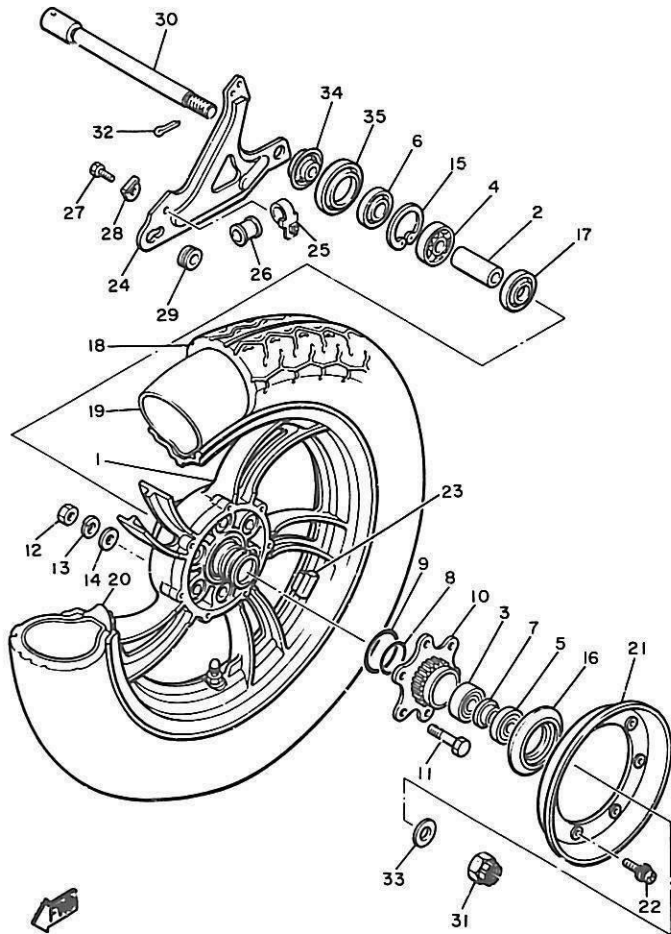
Front Fork .....	E5 ~ E6
Steering .....	E7
Fuel Tank .....	E8
Fuel Cock · Piping .....	E9 ~ E10
Seat .....	E11
Front Wheel .....	E12
Front Brake Caliper .....	E13 ~ E14
Rear Wheel .....	E15 ~ F2
Rear Brake Caliper .....	F3
Handlebar · Cable .....	F4
Front Master Cylinder .....	F5
Stand · Footrest .....	F6
Brake .....	F7
Cowling .....	F8 ~ F9
Flasher Light .....	F10
Speedometer · Tachometer .....	F11 ~ F12
Headlight .....	F13 ~ F14
Taillight .....	F15
Handle Switch · Lever .....	G2
Electrical 1 .....	G3 ~ G4
Electrical 2 .....	G5 ~ G6

## INDEX

NUMERICAL INDEX .....	M1 ~ M5
PARTS NAME INDEX .....	M6 ~ M16

FIG. 36 REAR WHEEL

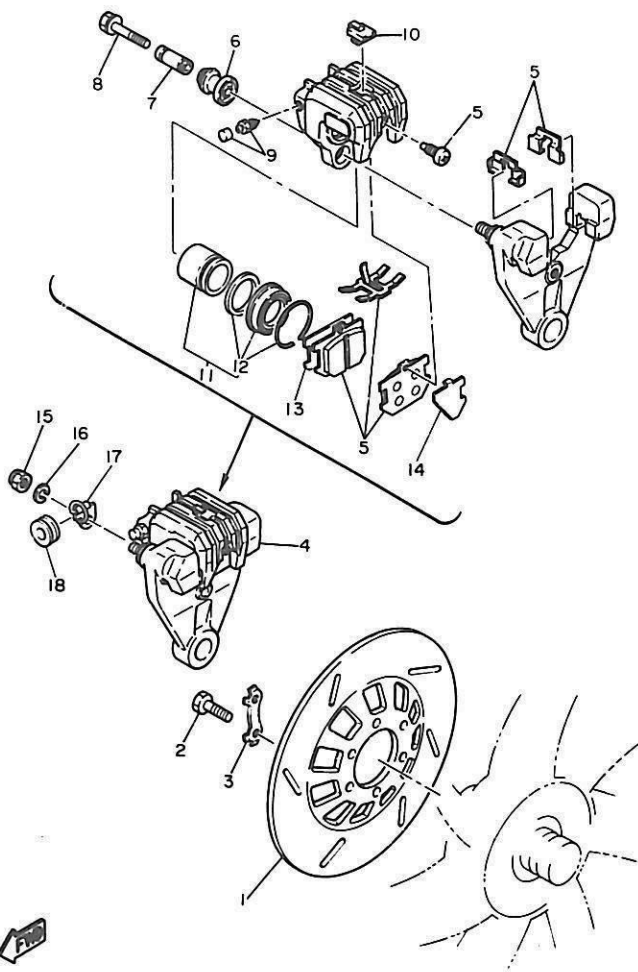
REF. NO.	PART NO.	DESCRIPTION	Q'TY	REMARKS
27	97306-06014	BOLT	1	
28	90215-06128	WASHER, lock	1	
29	3H3-25374-00	SPACER, torque stopper	1	
30	2H7-25381-00	AXLE, wheel	1	
31	90171-18008	NUT, castle	1	
32	91401-40040	PIN, cotter	1	
33	90201-18620	WASHER, Plate	1	
34	3H3-25377-00	COLLAR, wheel	1	
35	1J7-25367-00	COVER, hub dust	1	



5K7310-1360

F2

FIG. 37 REAR BRAKE CALIPER

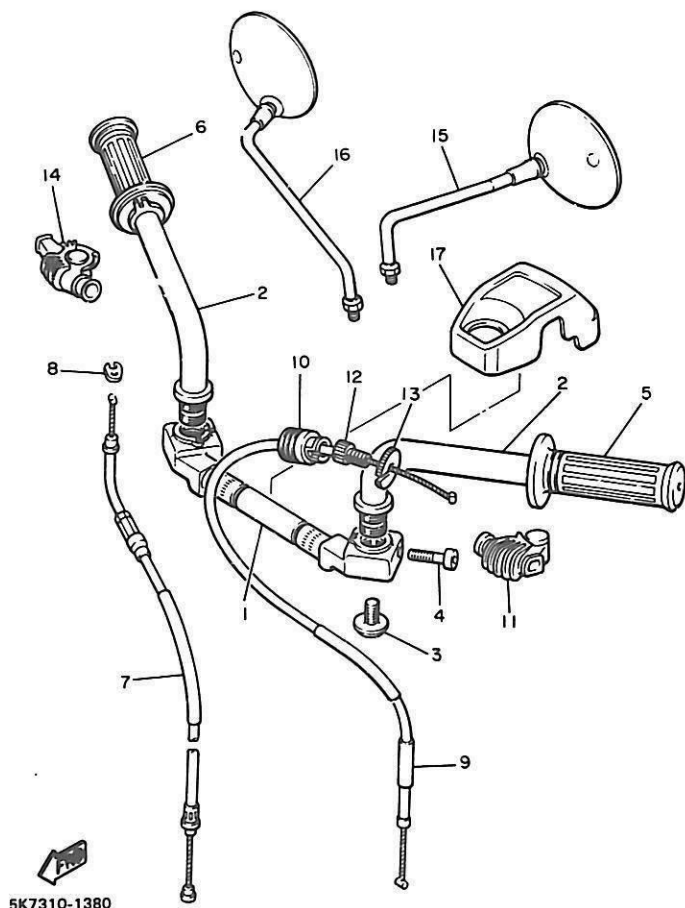


REF. NO.	PART NO.	DESCRIPTION	Q'TY	REMARKS
1	4H3-25831-00	DISC, brake	1	
2	90101-08312	BOLT	6	
3	1J3-25834-01	WASHER, lock	3	
4	3J6-25810-52	CALIPER ASSY	1	
5	3H5-W0045-01	•BRAKE PAD KIT, front	1	
6	1J3-25917-00	•BOOT, caliPer	1	
7	1J3-25838-00	•SLEEVE, caliPer	1	
8	90105-08145	•BOLT, washer based	1	
9	1J3-W0048-00	•BREED SCREW KIT	1	
10	1J3-25845-01	•CAP, indicator	1	
11	1J3-W0057-00	•PISTON ASSY, caliPer	1	
12	1J3-W0047-00	••CALIPER SEAL KIT	1	
13	3H5-25827-00	•SHIM, caliPer	1	
14	3H5-25828-00	•SHIM, caliPer	1	
15	95303-08800	NUT, crown	1	
16	92903-08100	WASHER, sPrinG	1	
17	3H3-25887-00	HOLDER, brake hose	1	
18	341-25881-00	PROTECTOR, brake hose	1	

5K7332-1370

F3

FIG. 38 HANDLEBAR-CABLE

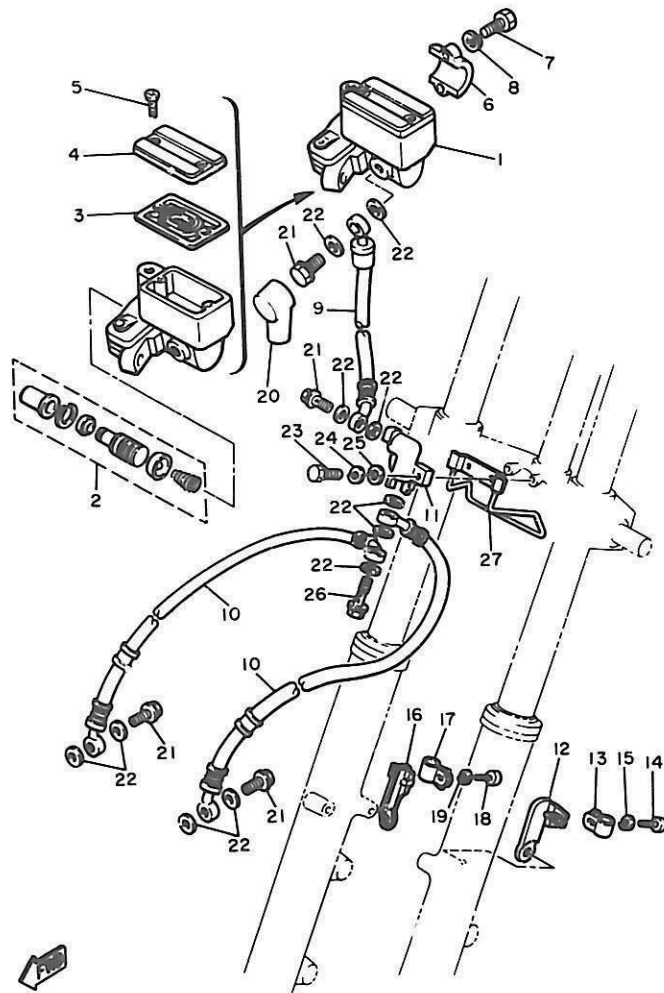


5K7310-1380

REF. NO.	PART NO.	DESCRIPTION	Q'TY	REMARKS
1	5K7-26111-00	HANDLEBAR	1	
2	5K7-26112-00	BAR, handle	2	
3	5K7-26114-00	STOPPER, handle bar	2	
4	91316-06030	BOLT	2	
5	2H7-26241-00	GRIP (L.H)	1	
6	2H7-26240-00	GRIP ASSY	1	
7	2H9-26311-00	CABLE, throttle 1	1	
8	584-26393-02	HOLDER	1	
9	5K7-26335-00	CABLE, clutch	1	
10	1E6-26342-00	BOOT, cable	1	
11	1E6-26372-00	COVER, handle lever	1	
12	90123-08046	BOLT	1	
13	90179-08148	NUT	1	
14	1T5-26372-00	COVER, handle lever	1	
15	1J7-26290-A0	MIRROR ASSY	1	
16	1J7-26290-E0	MIRROR ASSY	1	
17	5K7-26213-00	COVER, upper	1	

F4

FIG. 39 FRONT MASTER CYLINDER

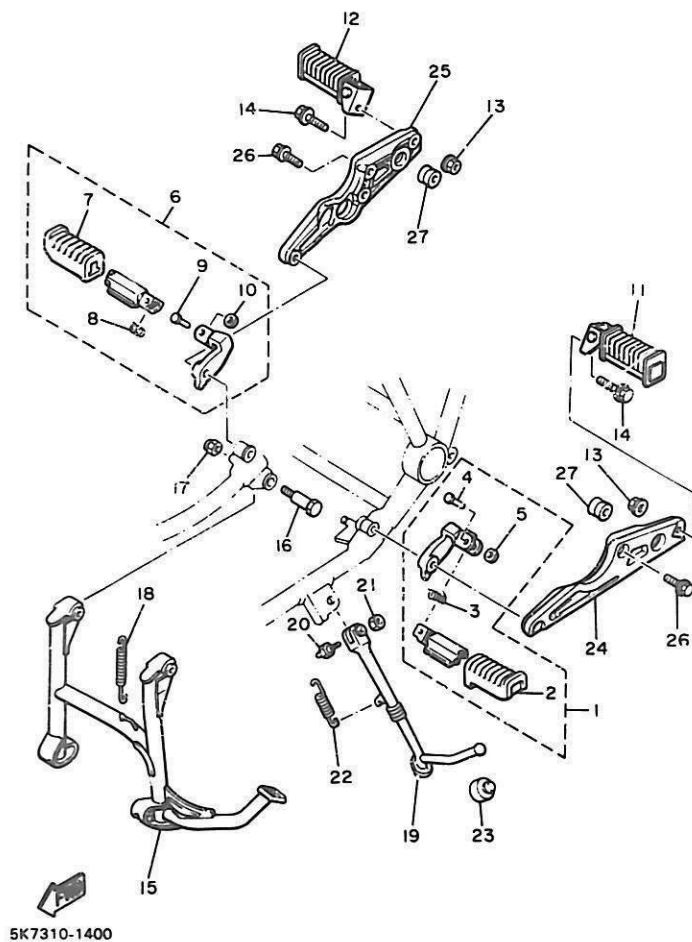


5K7332-1390

REF. NO.	PART NO.	DESCRIPTION	Q'TY	REMARKS
1	4K0-25850-00	MASTER CYLINDER ASSY	1	
2	4K0-W0041-00	.CYLINDER KIT, master	1	
3	4K0-25854-00	.DIAPHRAGM, reservoir	1	
4	4K0-25852-00	.CAP, reservoir	1	
5	98706-04010	.SCREW, flat head	2	
6	4L0-25867-00	BRACKET, master cylinder	1	
7	97326-06025	BOLT	2	
8	92906-06100	WASHER, sPrin&	2	
9	5K7-25872-00	HOSE, brake 1	1	
10	3H3-25873-00	HOSE, brake 2	2	
11	1J7-25825-01	JOINT	1	
12	2H7-25875-00	HOLDER, brake hose 1	1	
13	90461-10034	CLAMP	1	
14	92506-06012	SCREW, Pan head	1	
15	92906-06100	WASHER, sPrin&	1	
16	2H7-25876-00	HOLDER, brake hose 2	1	
17	90461-10034	CLAMP	1	
18	92506-06012	SCREW, Pan head	1	
19	92906-06100	WASHER, sPrin&	1	
20	4L0-25862-00	BOOT, master cylinder	1	
21	90401-10034	BOLT, union	4	
22	90201-10118	WASHER, Plate	11	
23	97301-06025	BOLT	1	
24	92901-06100	WASHER, sPrin&	1	
25	92901-06600	WASHER, Plate	1	
26	90401-10044	BOLT, union	1	
27	1J7-26399-00	GUIDE, cable	1	

F5

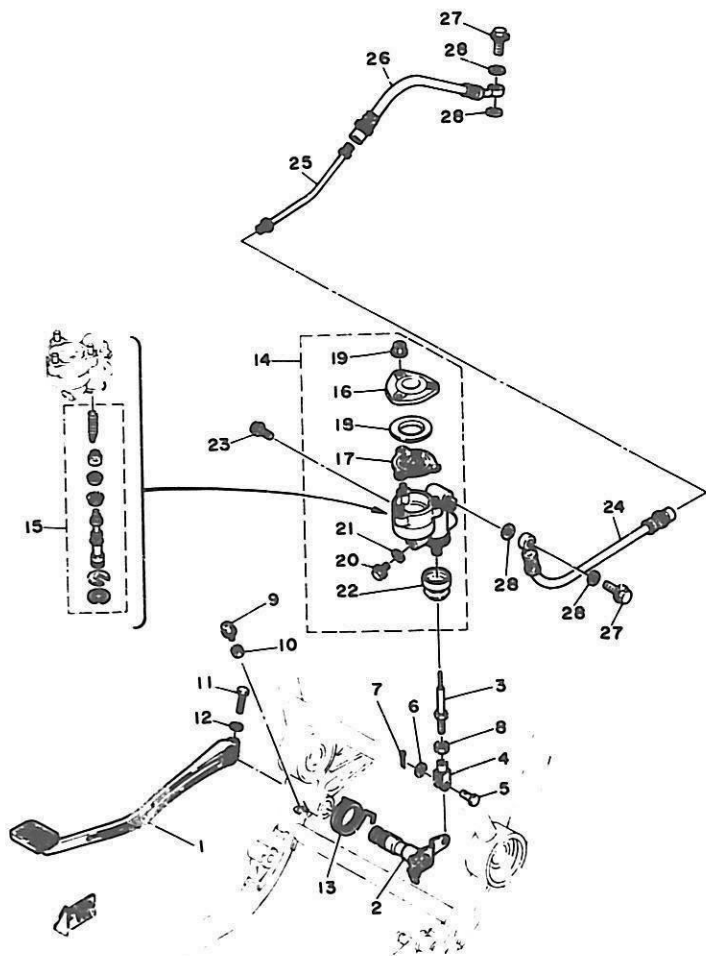
FIG. 40 STAND-FOOTREST



REF. NO.	PART NO.	DESCRIPTION	Q'TY	REMARKS
1	5K7-27410-00-33	FRONT FOOTREST ASSY (L.H)	1	yamaha black
2	1J7-27413-01	COVER, footrest	1	
3	90508-20023	SPRING, torsion	1	
4	4H3-27418-00	PIN, clevis	1	
5	4H3-14766-00	WASHER, Protector	1	
6	5K7-27420-00-33	FRONT FOOTREST ASSY (R.H)	1	yamaha black
7	1J7-27413-01	COVER, footrest	1	
8	90508-20023	SPRING, torsion	1	
9	4H3-27418-00	PIN, clevis	1	
10	4H3-14766-00	WASHER, Protector	1	
11	4W5-27430-00	REAR FOOTREST ASSY 1	1	
12	4W5-27440-00	REAR FOOTREST ASSY 2	1	
13	95706-10100	NUT, flange	2	
14	95825-10035	BOLT, flange	2	
15	3H3-27111-01	STAND, main	1	
16	90109-10440	BOLT	2	
17	95601-10100	NUT, u	2	
18	90506-45199	SPRING, tension	1	
19	3H3-27311-00	STAND, side	1	
20	90109-10473	BOLT	1	
21	95301-10700	NUT	1	
22	90506-28146	SPRING, tension	1	
23	1A0-27114-00	STOPPER, main stand	1	
24	5K7-27442-00	BRACKET 2	1	
25	5K7-27443-00	BRACKET 3	1	
26	4H3-27434-00	BOLT	3	
27	3H3-27414-00	DAMPER, footrest	2	



FIG. 41 BRAKE



5K7332-1410

REF. NO.	PART NO.	DESCRIPTION	Q'TY	REMARKS
1	5K7-27211-00-5R	PEDAL, brake	1	chrome-Plated (black)
2	5K7-27212-00	SHAFT, brake Pedal	1	
3	1A1-27231-01	ROD, brake	1	
4	1J3-27222-00	JOINT	1	
5	90240-08013	PIN, clevis	1	
6	90201-08083	WASHER, Plate	1	
7	91401-16012	PIN, cotter	1	
8	95301-08700	NUT	1	
9	90153-06008	SCREW, hexagon	1	
10	90170-06184	NUT	1	
11	90101-06494	BOLT	1	
12	92906-06100	WASHER, spring	1	
13	5K7-27216-00	SPRING, brake Pedal	1	
14	2H7-25850-51	MASTER CYLINDER ASSY	1	
15	2H7-W0042-00	•CYLINDER KIT, master	1	
16	1J3-25852-52	•CAP, reservoir	1	
17	1J3-25854-51	•DIAPHRAGM, reservoir	1	
18	1J3-25855-51	•BUSH, diaphragm	1	
19	95701-05100	•NUT, flange	3	
20	90153-10015	•SCREW, hexagon	1	
21	90201-10610	•WASHER, Plate	1	
22	1J3-25862-51	•BOOT, master cylinder	1	
23	90105-08141	BOLT, washer based	2	
24	2H7-25874-01	HOSE, brake	1	
25	2H7-25871-00	PIPE, brake	1	
26	2H7-25874-50	HOSE, brake	1	
27	90401-10034	BOLT, union	2	
28	90201-10118	WASHER, Plate	4	

F7

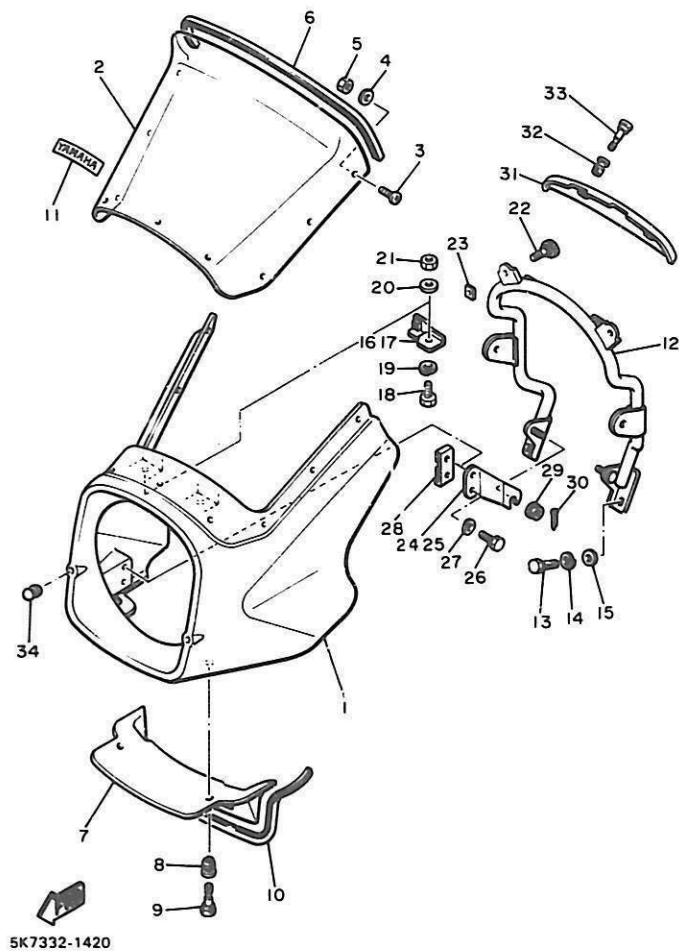
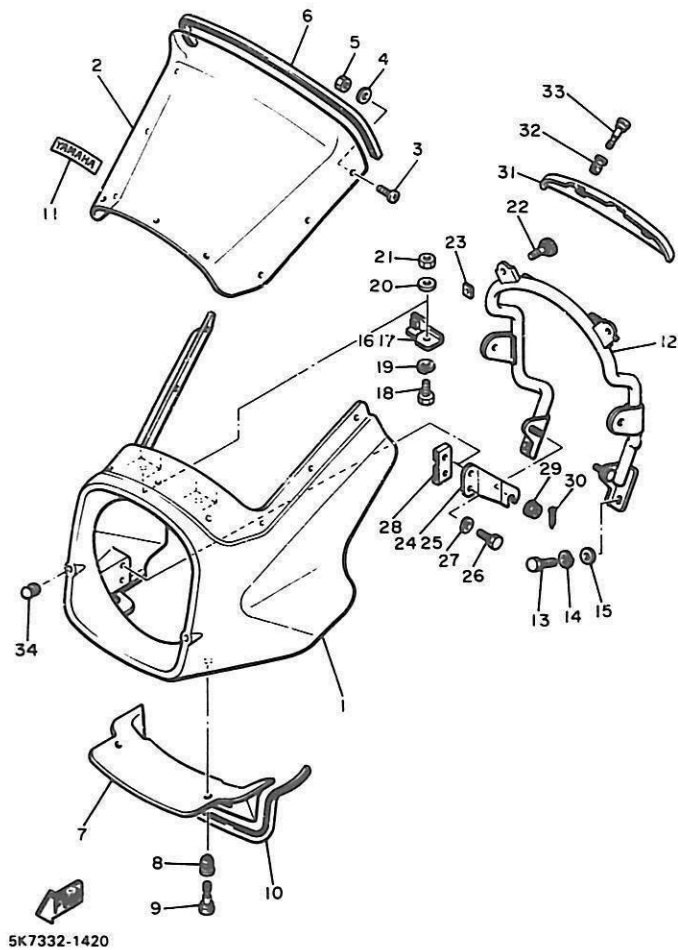


FIG. 42 COWLING

REF. NO.	PART NO.	DESCRIPTION	Q'TY	REMARKS
1	5K7-28351-00-6G	BODY, cowling	1	new yamaha black
2	5K7-28381-00	WINDSHIELD	1	
3	90157-05020	SCREW, Pan head	9	
4	90202-05123	WASHER, Plate	9	
5	90170-05277	NUT	9	
6	5K7-28376-00	TRIM	1	
7	5K7-28385-00-6G	COVER, lower	1	new yamaha black
8	4X7-24742-00	GROMMET	2	
9	5K7-28188-00	PLUNGER	2	
10	5K7-28376-10	TRIM	1	
11	4A8-24786-00	EMBLEM	1	
12	5K7-28356-00	STAY 1	1	
13	97306-06012	BOLT	2	
14	92906-06100	WASHER, sPring	2	
15	92906-06600	WASHER, Plate	2	
16	5K7-28357-00	STAY 2	1	
17	5K7-28358-00	STAY 3	1	
18	97306-08012	BOLT	2	
19	92906-08100	WASHER, sPring	2	
20	92906-08200	WASHER, Plain	2	
21	95306-08600	NUT	2	
22	5K7-28352-00	SCREW, fitting	2	
23	90179-06013	NUT	2	
24	5K7-28366-00	BRACKET	1	
25	5K7-28367-00	BRACKET	1	
26	97306-06012	BOLT	4	
27	92906-06100	WASHER, sPring	4	
28	5K7-28362-00	NUT	2	

FIG. 42 COWLING

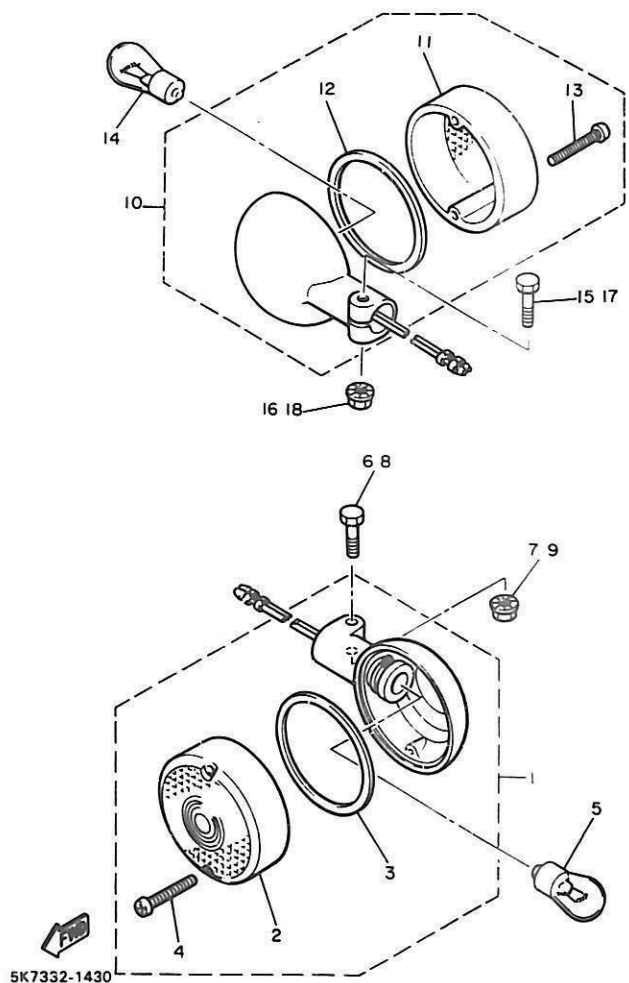


REF. NO.	PART NO.	DESCRIPTION	Q'TY	REMARKS
29	95706-06100	NUT, flange	2	
30	90468-10050	CLIP	2	
31	5K7-28395-00	COVER, under	1	
32	4X7-24742-00	GROMMET	2	
33	5K7-28188-00	PLUNGER	2	
34	90338-06018	PLUG	1	

F9

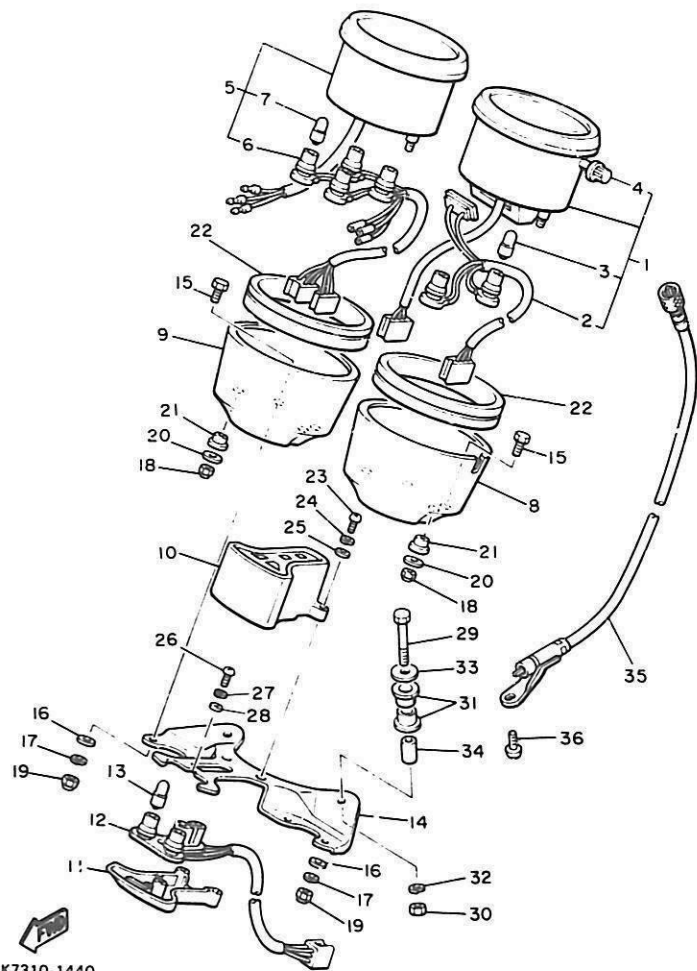
FIG. 43 FLASHER LIGHT

REF. NO.	PART NO.	DESCRIPTION	Q'TY	REMARKS
1	5K7-83310-G0	FRONT FLASHER LIGHT ASSY 1	2	
2	4H7-83312-00	•LENS, flasher	1	
3	4H7-83313-00	•GASKET, flasher lens	1	
4	98501-03030	•SCREW, Pan head	2	
5	*	BULB, flasher (12V-21W)	1	LM
6	95806-06030	BOLT, flange	1	
7	95706-06100	NUT, flange	1	
8	95806-06030	BOLT, flange	1	
9	95706-06100	NUT, flange	1	
10	5K7-83330-G0	REAR FLASHER LIGHT ASSY 1	2	
11	5A8-83332-00	•LENS, flasher	1	
12	4H7-83313-00	•GASKET, flasher lens	1	
13	98501-03030	•SCREW, Pan head	2	
14	*	BULB, flasher (12V-21W)	1	LM
15	95806-06030	BOLT, flange	1	
16	95706-06100	NUT, flange	1	
17	95806-06030	BOLT, flange	1	
18	95706-06100	NUT, flange	1	



F10

FIG. 44 SPEEDMETER, TACHOMETER



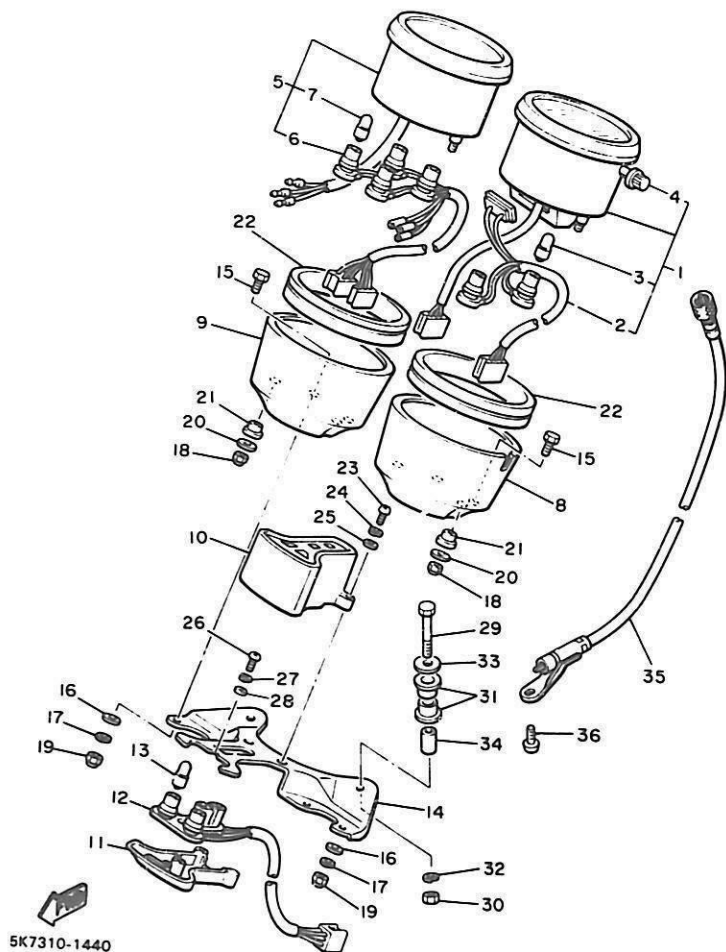
5K7310-1440

REF. NO.	PART NO.	DESCRIPTION	Q'TY	REMARKS
1	5K7-83570-00	SPEEDMETER ASSY	1	
2	3J6-83536-01	.SOCKET, meter	1	
3	4R0-83517-00	.BULB (12V-3.4W)	1	
4	584-83578-71	.KNOB, triP meter	1	
5	5K7-83540-00	TACHOMETER ASSY	1	
6	5K7-83520-00	.SOCKET CORD ASSY	1	
7	4R0-83517-00	.BULB (12V-3.4W)	4	
8	5K7-83507-00	COVER, sSpeedometer	1	
9	4H3-83508-00	COVER, tachometer	1	
10	5K7-83568-00	PILOT BOX, uPPer	1	
11	3J6-83569-A0	PILOT BOX, lower	1	
12	5K7-83509-00	SOCKET CORD ASSY	1	
13	4R0-83517-00	BULB (12V-3.4W)	4	
14	3J6-83519-00	BRACKET, meter	1	
15	584-83546-00	BOLT	4	
16	92901-06200	WASHER, Plain	4	
17	92901-06100	WASHER, sPrinG	4	
18	95301-05800	NUT, crown	4	
19	95301-06800	NUT, crown	4	
20	90201-05031	WASHER, Plate	4	
21	584-83523-00	DAMPER	4	
22	5K7-83513-00	DAMPER	2	
23	98506-04012	SCREW, Pan head	2	
24	92906-04100	WASHER, sPrinG	2	
25	92906-04600	WASHER, Plate	2	
26	98501-04014	SCREW, Pan head	1	
27	92901-04100	WASHER, sPrinG	1	
28	92901-04600	WASHER, Plate	1	

F11

FIG. 44 SPEEDOMETER. TACHOMETER

REF. NO.	PART NO.	DESCRIPTION	Q'TY	REMARKS
29	97306-06040	BOLT	2	
30	95301-06600	NUT	2	
31	584-83541-00	DAMPER	4	
32	92901-06100	WASHER, sPring	2	
33	90201-06067	WASHER, Plate	2	
34	90387-06249	COLLAR	2	
35	3H3-83550-00	SPEEDOMETER CABLE ASSY	1	
36	90153-06004	SCREW, hexaRon	1	



F12

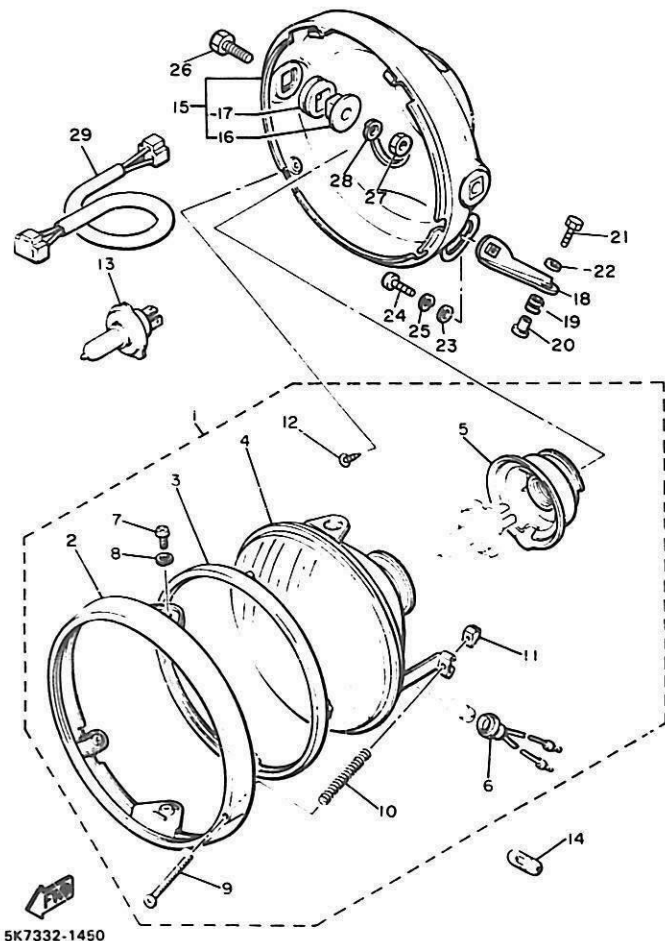
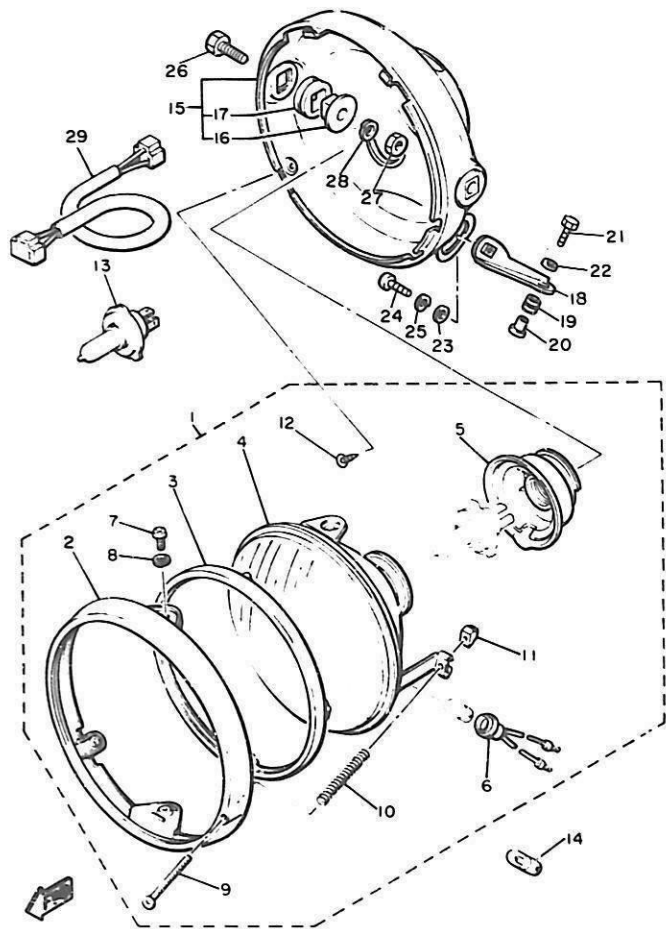


FIG. 45 HEADLIGHT

REF. NO.	PART NO.	DESCRIPTION	Q'TY	REMARKS
1	4E2-84303-E0	HEADLIGHT UNIT ASSY	1	
2	4E2-84315-00	•RIM, headlight	1	
3	4E2-84395-00	•RING, retaining	1	
4	4E2-84321-E0	•LENS, headlight	1	
5	4E2-84397-00	•COVER, socket	1	
6	457-84146-85	•SOCKET, Pilot light	1	
7	98501-05010	•SCREW, Pan head	2	
8	92902-05100	•WASHER, sPring	2	
9	447-84331-61	•SCREW, rim adjusting	1	
10	447-84332-60	•SPRING, screw	1	
11	198-84334-60	•NUT, adjusting	1	
12	90152-05005	SCREW, countersunk	2	
13	*	BULB (12V-60/55W)	1	LM
14	*	BULB (12V-3.4W)	1	LM
15	4E2-84330-00-5R	BODY ASSY	1	chrome-Plated (black)
16	584-84338-60	•COLLAR, body fitting	2	
17	584-84345-60	•DAMPER, headlight	2	
18	5K7-84318-00	STAY, headlight 1	1	
19	90480-16114	GROMMET	1	
20	90387-07038	COLLAR	1	
21	97306-06025	BOLT	1	
22	90201-06709	WASHER, Plate	1	
23	90201-06552	WASHER, Plate	1	
24	97306-06016	BOLT	1	
25	92906-06100	WASHER, sPring	1	
26	97306-08035	BOLT	2	
27	95301-08600	NUT	2	
28	92901-08100	WASHER, sPring	2	

FIG. 45 HEADLIGHT

REF. NO.	PART NO.	DESCRIPTION	Q'TY	REMARKS
29	2H7-84359-00	CORD, headlight	1	

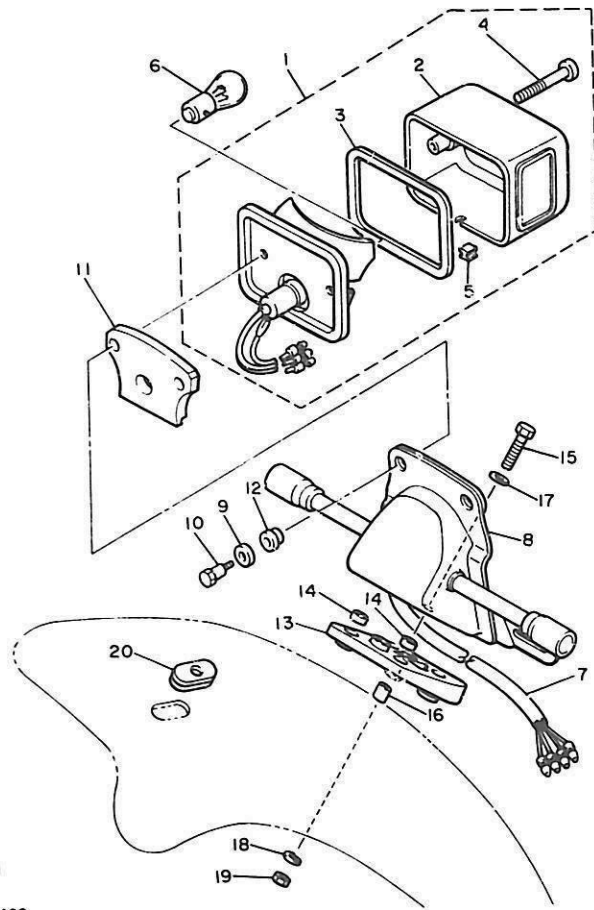


5K7332-1450

F14



FIG. 46 TAILLIGHT



5K7332-1460

REF. NO.	PART NO.	DESCRIPTION	Q'TY	REMARKS
1	5K7-84710-40-6G	TAILLIGHT UNIT ASSY	1	
2	1M8-84521-40	•LENS, taillight	1	
3	1M1-84523-60	•GASKET, lens	1	
4	1M1-84524-60	•SCREW, lens fitting	2	
5	1A2-84718-40	•GROMMET	1	
6	•	BULB (12V-21/5W)	1	LM
7	5K7-84717-00	CORD, taillight	1	
8	5K7-84751-00-6G	BRACKET, licence	1	new yamaha black
9	2H7-84754-00	WASHER, sPecial	2	
10	1M1-84526-60	SCREW	2	
11	1M1-84512-60	SEAT, base	1	
12	1M1-84527-60	DAMPER	2	
13	2G2-84753-00	DAMPER	1	
14	2G2-84736-00	DAMPER, tail	2	
15	97301-06035	BOLT	4	
16	90387-06605	COLLAR	4	
17	90201-06.67	WASHER, Plate	4	
18	92901-06100	WASHER, sPring	4	
19	95301-06600	NUT	4	
20	90480-15061	GROMMET	1	

F15

# CONTENTS

## ENGINE

Cylinder Head .....	B2
Cylinder .....	B3
Crankshaft · Piston .....	B4 ~ B5
Camshaft · Chain .....	B6
Valve .....	B7 ~ B8
Oil Pump .....	B9 ~ B10
Oil Cleaner .....	B11
Oil Cooler .....	B12
Intake .....	B13 ~ B14
Carburetor .....	B15 ~ C4
Exhaust .....	C5
Crankcase .....	C6 ~ C7
Crankcase Cover .....	C8
A.C. Generator .....	C9
Pickup Coil · Governor .....	C10
Starting Motor .....	C11
Starter Clutch .....	C12
Primary Shaft · Chain .....	C13
Clutch .....	C14 ~ C15
Transmission .....	D2 ~ D3
Middle Drive Gear .....	D4 ~ D5
Shift Cam · Fork .....	D6 ~ D7
Shift Shaft · Pedal .....	D8

## CHASSIS

Frame .....	D9 ~ D10
Front Fender · Rear Fender .....	D11
Side Cover · Tool .....	D12 ~ D13
Rear Arm · Suspension .....	D14
Drive Shaft .....	D15 ~ E4

Front Fork .....	E5 ~ E6
Steering .....	E7
Fuel Tank .....	E8
Fuel Cock · Piping .....	E9 ~ E10
Seat .....	E11
Front Wheel .....	E12
Front Brake Caliper .....	E13 ~ E14
Rear Wheel .....	E15 ~ F2
Rear Brake Caliper .....	F3
Handlebar · Cable .....	F4
Front Master Cylinder .....	F5
Stand · Footrest .....	F6
Brake .....	F7
Cowling .....	F8 ~ F9
Flasher Light .....	F10
Speedometer · Tachometer .....	F11 ~ F12
Headlight .....	F13 ~ F14
Taillight .....	F15
Handle Switch · Lever .....	G2
Electrical 1 .....	G3 ~ G4
Electrical 2 .....	G5 ~ G6

## INDEX

NUMERICAL INDEX .....	M1 ~ M5
PARTS NAME INDEX .....	M6 ~ M16

# CONTENTS

## ENGINE

Cylinder Head .....	B2
Cylinder .....	B3
Crankshaft · Piston .....	B4 ~ B5
Camshaft · Chain .....	B6
Valve .....	B7 ~ B8
Oil Pump .....	B9 ~ B10
Oil Cleaner .....	B11
Oil Cooler .....	B12
Intake .....	B13 ~ B14
Carburetor .....	B15 ~ C4
Exhaust .....	C5
Crankcase .....	C6 ~ C7
Crankcase Cover .....	C8
A.C. Generator .....	C9
Pickup Coil · Governor .....	C10
Starting Motor .....	C11
Starter Clutch .....	C12
Primary Shaft · Chain .....	C13
Clutch .....	C14 ~ C15
Transmission .....	D2 ~ D3
Middle Drive Gear .....	D4 ~ D5
Shift Cam · Fork .....	D6 ~ D7
Shift Shaft · Pedal .....	D8

## CHASSIS

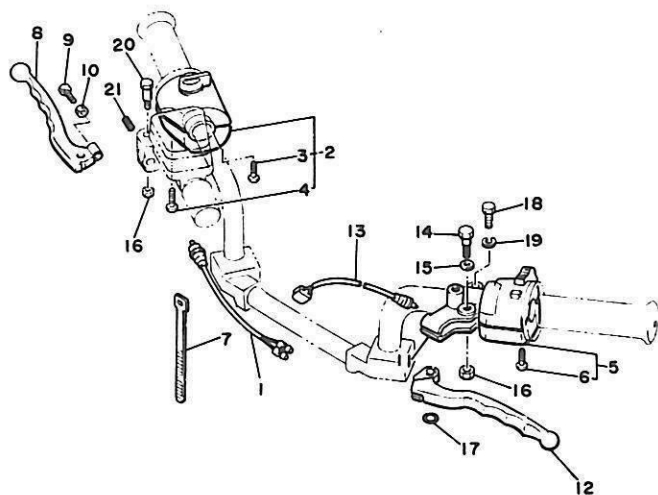
Frame .....	D9 ~ D10
Front Fender · Rear Fender .....	D11
Side Cover · Tool .....	D12 ~ D13
Rear Arm · Suspension .....	D14
Drive Shaft .....	D15 ~ E4

Front Fork .....	E5 ~ E6
Steering .....	E7
Fuel Tank .....	E8
Fuel Cock · Piping .....	E9 ~ E10
Seat .....	E11
Front Wheel .....	E12
Front Brake Caliper .....	E13 ~ E14
Rear Wheel .....	E15 ~ F2
Rear Brake Caliper .....	F3
Handlebar · Cable .....	F4
Front Master Cylinder .....	F5
Stand · Footrest .....	F6
Brake .....	F7
Cowling .....	F8 ~ F9
Flasher Light .....	F10
Speedometer · Tachometer .....	F11 ~ F12
Headlight .....	F13 ~ F14
Taillight .....	F15
Handle Switch · Lever .....	G2
Electrical 1 .....	G3 ~ G4
Electrical 2 .....	G5 ~ G6

## INDEX

NUMERICAL INDEX .....	M1 ~ M5
PARTS NAME INDEX .....	M6 ~ M16

FIG. 47 HANDLE SWITCH-LEVER

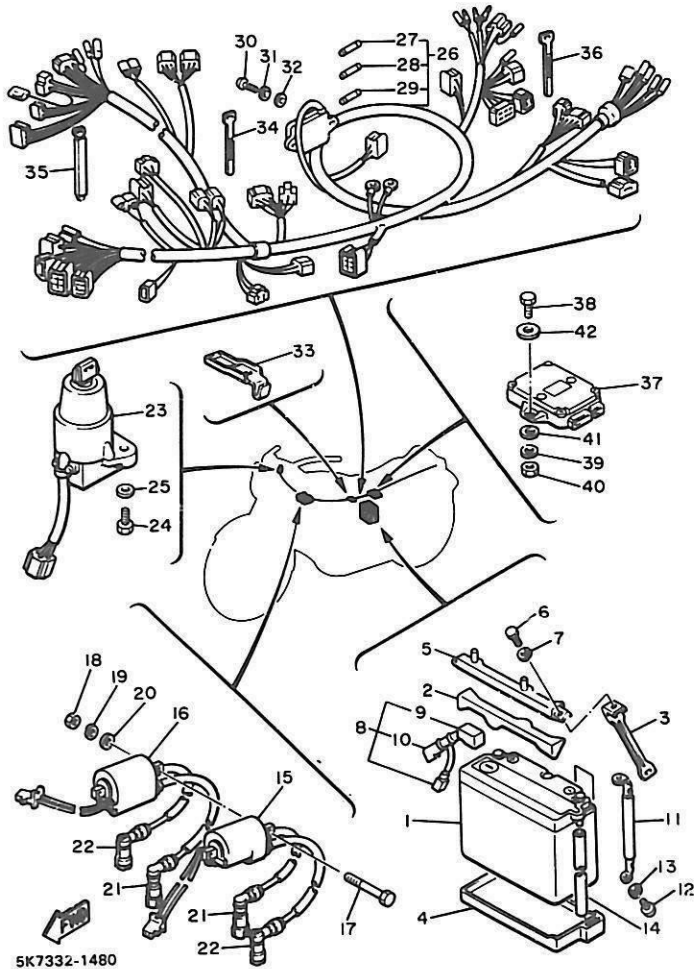


REF. NO.	PART NO.	DESCRIPTION	Q'TY	REMARKS
1	1A0-83980-30	FRONT STOP SWITCH ASSY	1	
2	2H9-83963-00-98	SWITCH, handle 3	1	low gloss black
3	98506-05030	•SCREW, Pan head	1	
4	98506-05040	•SCREW, Pan head	1	
5	1T5-83972-00-98	SWITCH, handle 4	1	low gloss black
6	98506-05030	•SCREW, Pan head	2	
7	437-83936-00	BAND, switch cord	2	
8	2J2-83922-00	LEVER 2	1	
9	90149-06131	SCREW	1	
10	90170-06010	NUT	1	
11	4K0-82911-00	HOLDER, lever 1	1	
12	2H7-83912-00	LEVER 1	1	
13	3Y6-82917-00	SWITCH	1	
14	2H7-83945-00	BOLT, lever	1	
15	90201-08083	WASHER, Plate	1	
16	95601-06100	NUT, u	2	
17	93210-11368	O-RING	1	
18	97306-06022	BOLT	1	
19	92906-06100	WASHER, sPrinG	1	
20	90109-06465	BOLT	1	
21	90501-10510	SPRING, comPression	1	

  
5K7332-1470

G2

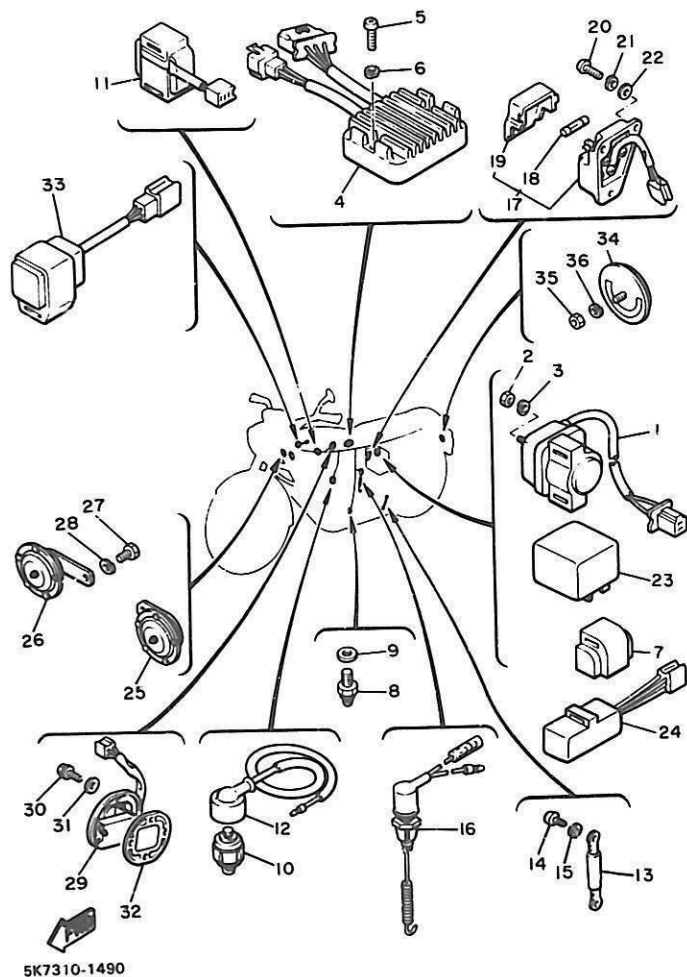
FIG. 48 ELECTRICAL 1



REF. NO.	PART NO.	DESCRIPTION	Q'TY	REMARKS
1	2H8-82110-61	BATTERY ASSY (G.S. GM18Z-3A)	1	
2	2H7-82121-00	PAD, battery	1	
3	2H7-82124-00	BAND, battery	1	
4	2H7-82122-00	SEAT, battery	1	
5	2H7-82136-00	PLATE, battery fitting	1	
6	97301-06018	BOLT	1	
7	92901-06100	WASHER, sPring	1	
8	2H7-82115-00	WIRE, Plus lead	1	
9	1J7-82119-00	COVER, lead wire	1	
10	2H7-82119-00	COVER, lead wire	1	
11	2H7-82116-00	WIRE, minus lead	1	
12	92501-06012	SCREW, Pan head	1	
13	92901-06100	WASHER, sPring	1	
14	90445-08336	HOSE	1	
15	4H7-82310-60	IGNITION COIL ASSY	1	
16	4H7-82320-60	IGNITION COIL ASSY	1	
17	97301-06085	BOLT	2	
18	95301-06600	NUT	2	
19	92901-06100	WASHER, sPring	2	
20	92901-06200	WASHER, Plain	2	
21	1J7-82370-10	PLUG CAP ASSY	2	with noise suP-Presser
22	2H8-82370-10	PLUG CAP ASSY	2	with noise suP-Presser
23	3Y6-82508-80	MAIN SWITCH ASSY	1	
24	97322-06016	BOLT	2	
25	92902-06600	WASHER	2	
26	5K7-82590-40	WIRE HARNESS ASSY	1	
27	1A0-82151-00	FUSE (12V-10A)	2	
28	1A0-82161-00	FUSE (12V-20A)	1	

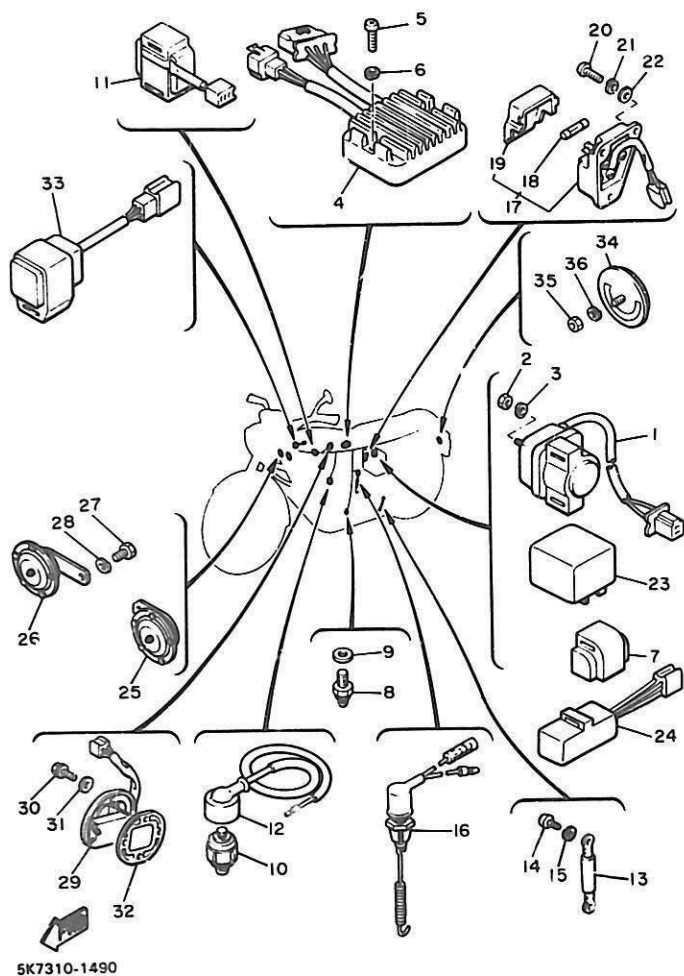


FIG. 49 ELECTRICAL 2



REF. NO.	PART NO.	DESCRIPTION	Q'TY	REMARKS
1	1J7-81940-10	STAPTER SWITCH ASSY	1	UR
	3H5-81940-00	STARTER SWITCH ASSY	1	UR
2	95301-06700	NUT	2	
3	92901-06100	WASHER, sPring	2	
4	1T4-81960-A0	RECTIFIER & REGULATOR ASSY	1	
5	92501-06030	SCREW, Pan head	2	
6	92901-06100	WASHER, sPring	2	
7	4H7-81950-01	STARTER CURCUIT CUT-OFF RELAY	1	
8	2H7-82540-00	NEUTRAL SWITCH ASSY	1	
9	90430-10148	GASKET	1	
10	341-82504-02	OIL PRESSURE SWITCH ASSY	1	
11	2H7-82576-00	EMERGENCY STOP SWITCH ASSY	1	
12	2H7-82507-00	WIRE, lead	1	
13	2H7-82519-00	WIRE, earth lead	1	
14	92501-06012	SCREW, Pan head	1	
15	92901-06100	WASHER, sPring	1	
16	1J7-82530-00	STOP SWITCH ASSY	1	
17	2H7-81920-00	TERMINAL ASSY	1	
18	1A0-82151-00	•FUSE (12V-10A)	1	
19	2H7-81916-00	•COVER, terminal	1	
20	98501-05016	SCREW, Pan head	3	
21	92901-05100	WASHER, sPring	3	
22	92901-05600	WASHER, Plate	3	
23	4E6-83350-40	FLASHER RELAY ASSY	1	
24	1A0-83395-03	FLASHER CANCELLING UNIT	1	
25	2H9-83371-20	HORN	1	hiGht tone
26	2H9-83371-30	HORN	1	low tone
27	97306-08014	BOLT	2	

FIG. 49 ELECTRICAL 2



5K7310-1490

REF. NO.	PART NO.	DESCRIPTION	Q'TY	REMARKS
28	92906-08100	WASHER, sPrinG	2	
29	3H3-85752-00	SENDER UNIT ASSY, fuel meter	1	
30	95801-06014	BOLT, flange	4	
31	90202-06010	WASHER, Plate	4	
32	2H7-85753-00	GASKET, sender unit	1	
33	3X0-8357A-00	ILLUMINATION CONTROL UNIT ASSY	1	
34	449-85131-01	REFLECTOR, rear 1	1	
35	95301-05600	NUT	1	
36	92902-05100	WASHER, sPrinG	1	

G6



# CONTENTS

## ENGINE

Cylinder Head .....	B2
Cylinder .....	B2
Crankshaft · Piston .....	B4 ~ B5
Camshaft · Chain .....	B6
Valve .....	B7 ~ B8
Oil Pump .....	B9 ~ B10
Oil Cleaner .....	B11
Oil Cooler .....	B12
Intake .....	B13 ~ B14
Carburetor .....	B15 ~ C4
Exhaust .....	C5
Crankcase .....	C6 ~ C7
Crankcase Cover .....	C8
A.C. Generator .....	C9
Pickup Coil · Governor .....	C10
Starting Motor .....	C11
Starter Clutch .....	C12
Primary Shaft · Chain .....	C13
Clutch .....	C14 ~ C15
Transmission .....	D2 ~ D3
Middle Drive Gear .....	D4 ~ D5
Shift Cam · Fork .....	D6 ~ D7
Shift Shaft · Pedal .....	D8

## CHASSIS

Frame .....	D9 ~ D10
Front Fender · Rear Fender .....	D11
Side Cover · Tool .....	D12 ~ D13
Rear Arm · Suspension .....	D14
Drive Shaft .....	D15 ~ E4

Front Fork .....	E5 ~ E6
Steering .....	E7
Fuel Tank .....	E8
Fuel Cock · Piping .....	E9 ~ E10
Seat .....	E11
Front Wheel .....	E12
Front Brake Caliper .....	E13 ~ E14
Rear Wheel .....	E15 ~ F2
Rear Brake Caliper .....	F3
Handlebar · Cable .....	F4
Front Master Cylinder .....	F5
Stand · Footrest .....	F6
Brake .....	F7
Cowling .....	F8 ~ F9
Flasher Light .....	F10
Speedometer · Tachometer .....	F11 ~ F12
Headlight .....	F13 ~ F14
Taillight .....	F15
Handle Switch · Lever .....	G2
Electrical 1 .....	G3 ~ G4
Electrical 2 .....	G5 ~ G6

## INDEX

NUMERICAL INDEX .....	M1 ~ M5
PARTS NAME INDEX .....	M6 ~ M16

NUMERICAL INDEX

PART NO.	GRID NO.	PART NO.	GRID NO.	PART NO.	GRID NO.
4K0-W0041-00	F 5	2H7-11485-00	C13	1J7-12169-51	B 7
2H7-W0042-00	F 7	2H7-11537-00	C12	1J7-12169-61	B 7
3H5-W0045-01	F 3	3J2-11610-00	B 4	1J7-12169-71	B 7
4W1-W0045-00	E13	3J2-11610-10	B 4	1J7-12169-81	B 7
4W1-W0045-10	E13	3J2-11610-20	B 4	1J7-12169-91	B 7
1J3-W0047-00	F 3	3J2-11610-30	B 4	2H7-12171-01	B 6
1J3-W0048-00	E13	3J2-11610-40	B 4	1J7-12173-10	B 2
	F 3	2H9-11631-01-45	B 4	1L9-12176-00	B 6
1J3-W0057-00	F 3	2H9-11631-01-46	B 4	2H7-12181-01	B 6
4W1-W0057-00	E13	2H7-11633-01	B 4	1J7-12183-10	B 2
2H7-W1516-00-10	C 6	2H9-11635-00	B 4	2H9-12212-00	B 6
2H7-W1516-00-20	C 6	2H9-11636-00	B 4	2H7-12213-00	B 6
2H7-W1635-00	C14	2H9-11637-00	B 4	2H7-12217-01	B 6
4R0-W2171-00	D13	2H9-11638-00	B 4	2H7-12241-00	B 6
5K7-W2472-10	E11	1J7-11650-01	B 4	2H7-12250-04	B 6
5K7-W2533-10-8L	E15	1J7-11654-00	B 4	4H3-13161-00	B 9
2H9-11110-00	B 2	2F3-11656-00	B 5	2H7-13316-00	B 9
1J7-11133-10	B 2	2F3-11656-10	B 5	2H7-13317-00	B 11
1J7-11134-10	B 2	2F3-11656-20	B 5	2H7-13325-00	B 9
1J7-11138-00	B 2	2F3-11656-30	B 5	2H7-13327-00	B 9
2H7-11161-00	B 2	2F3-11656-40	B 5	2H7-13330-00	B 9
2H7-11162-00	B 2	1J7-12111-01	B 7	2H7-13336-00	B 9
2H7-11166-00	B14	1J7-12116-00	B 7	2H9-13337-00	D11
2H9-11168-00	C 3	2F3-12117-00	B 7	1J7-13340-00	B 11
2H7-11169-00	C 6	1J7-12118-00	B 7	2H7-13341-00	B 9
2H7-11181-02	B 3	1J7-12119-01	B 7	2H7-13371-00	B 11
2H9-11191-00	B 2	1J7-12121-00	B 7	1J7-13411-01	B 9
2H7-11193-00	B 2	4H7-12153-01	B 8	2H7-13412-00	B 9
214-11198-01	B11	1J7-12169-A1	B 7	2H7-13414-00	B 11
	C 7	1J7-12169-E1	B 7	2H7-13417-00	B 11
	D 5	1J7-12169-F1	B 7	1J7-13440-91	B 11
	E 2	1J7-12169-G1	B 7	2H9-13447-00	B 11
	E 4	1J7-12169-H1	B 7	2H9-13461-00	B 12
2H9-11310-00	B 3	1J7-12169-J1	B 7	2H9-13464-00	B 12
2H7-11351-01	B 3	1J7-12169-K1	B 7	2H9-13465-00	B 12
2F3-11363-00	C 6	1J7-12169-L1	B 7	2H9-13470-00	B 12
2H7-11411-02	B 4	1J7-12169-M1	B 7	2H9-13472-00	B 12
2H7-11416-01	B 4	1J7-12169-N1	B 7	435-13474-00	G 4
2H7-11416-11	B 4	1J7-12169-R1	B 8	2H7-13483-00	B 9
2H7-11416-21	B 4	1J7-12169-T1	B 8	2H9-13493-00	B 12
2H7-11416-31	B 4	1J7-12169-U1	B 8	1J7-13569-00	B 13
2H7-11416-41	B 4	1J7-12169-V1	B 8	2H7-13586-00	B 13
2H7-11417-01	B 4	1J7-12169-W1	B 8	2H7-13596-00	B 13
2H7-11417-11	B 4	1J7-12169-01	B 7	452-14116-30	B 15
2H7-11417-21	B 4	1J7-12169-11	B 7	3F7-14122-00	C 3
2H7-11417-31	B 4	1J7-12169-21	B 7	3F7-14133-00	C 2
2H7-11417-41	B 4	1J7-12169-31	B 7	3F7-14134-00	B 15
2H7-11474-00	C13	1J7-12169-41	B 7	3F7-14135-00	C 2

NUMERICAL INDEX

PART NO.	GRID NO.	PART NO.	GRID NO.	PART NO.	GRID NO.
737-14137-00	C 3	5K7-14631-C0	C 5	1J7-14994-00	C 2
1G0-14142-40	B 7	5K7-14710-00	C 5	3H5-14995-00	C 3
2H0-14146-00	C 2	1L9-14714-01	C 5	4H3-14995-00	C 3
214-14147-00	C 2	4H3-14715-00	C 5	2F3-14996-00	C 3
3H1-14147-00	B15	5K7-14718-00	C 5	256-14997-00	B15
8F2-14147-00	C 2	5K7-14720-00	C 5	4H3-14998-00	C 3
137-14153-00	B 2	4H3-14725-00	C 5	2H9-15100-00	C 6
3F7-14171-00	C 2	5K7-14728-00	C 5	2H7-15138-00	C 6
2A2-14172-37	C 2	4H3-14766-00	C 2	2H7-15148-00	C 7
3F7-14173-00	C 2	5K7-14901-00	B15	2H9-15163-00	C 6
537-14186-00	C 2	5K7-14902-00	B15	4H1-15189-00	D 5
3L1-14190-20	C 2	5K7-14903-00	B15		E 2
4H3-14191-00	C 2	5K7-14904-00	B15		E 4
620-14231-21	C 2	3F7-14905-00	C 3	2H7-1C316-01	C 7
620-14231-22	C 2	4H3-14905-00	C 3	4H3-15317-00	C 7
620-14231-23	C 2	3H5-14913-00	B15	2H7-15326-01	C 7
4H3-14386-00	C 3	2H7-14918-00	B15	2H7-15327-00	C 7
2H7-1441A-00	B13	3F7-14918-00	B15	4H3-15336-00	C 7
2H7-144E-00	B13	2F3-14919-00	C 3	2H9-15363-00	C 8
2H7-1441F-00	B13	256-14919-00	B15	2H9-15411-00	C 8
2H7-1441G-00	B14	3F7-14922-00	C 2	5K7-15415-00	C 8
2H7-1441H-00	B14	3L1-14923-00	B15	5K7-15416-00	C 8
3H5-14411-00	B13	2H7-14931-00	B15	2H9-15417-00	C 8
2H7-1442A-00	B14	2H9-14931-00	B15	2H9-15431-00	C 8
2H7-1442E-00	B14	2H7-14932-00	B15	2H9-15436-00	C 7
2H7-14421-01	B14	3H5-14933-00	B15	2H7-15451-00	C 8
2H7-14422-00	B14	3F7-14934-00	C 3	2H7-15455-00	C 8
2H7-14431-01	B14	584-14934-00	C 2	2H7-15456-00	C 8
2H7-14434-01	B14	3F7-14936-00	B15	2H7-15461-00	C 8
2H7-14443-00	B13	2H7-14937-00	C 2	1J7-15511-00	C11
2H7-14444-00	B13	2F3-14938-00	C 3	2H7-15512-00	C12
2H9-14451-01	B14	5K7-14940-00	B15	2H7-15517-00	C12
2H7-14452-01	B13	5K7-14941-02	C 2	2H7-15521-00	C12
2H7-14453-00	B13	2H7-14952-00	B15	2H7-15531-00	D 6
2H7-14454-00	B14	3F7-14952-00	B15	2H7-15580-01	C12
2H7-14457-02	B13	3H1-14962-00	B15	1J7-15580-01	C12
2H7-14462-10	B14	3H5-14964-00	B15	2H7-15589-00	C12
2H7-14463-00	B13	2F3-14968-00	C 3	2H7-15634-00	C17
2H7-14484-00	B13	306-14970-00	B15	2H7-16111-01	C13
2H7-14493-00	B13	4H3-14975-00	C 3	2H7-16139-02	C13
2H7-14498-00	B13	4H3-14978-00	C 3	2H7-16150-01-10	C14
2H7-14499-00	B13	3F7-14984-00	C 2	2H7-16150-01-20	C14
3F7-14589-00	B15	3H5-14985-00	C 2	360-16154-00	C14
583-14589-00	C 3	3H3-14988-00	C 3	170-16164-C0	C14
4H3-14612-00	C 5	2H7-14991-00	C 3	2H7-16181-00-10	C14
341-14613-00	C 5	4H3-14991-00	C 3	2H7-16181-00-20	C14
5K7-14621-00	C 5	2H7-14992-00	C 3	2H7-16301-01	C14

NUMERICAL INDEX

PART NO.	GRID NO.	PART NO.	GRID NO.
2H7-16306-00	C13	1J7-17555-Y0	D 4
2H7-16315-00	C13	2H7-17571-00	D 4
2H7-16317-00	C13	5K7-17582-00	D 3
2H7-16318-00	C13	5K7-17583-00	D 3
341-16321-13	C14	4H3-17590-00	E 2
2H7-16324-00	C14		E 4
2H7-16325-00	C14	4H1-17591-00	C 6
2H7-16341-00	C14	4H3-18101-00	D 8
2H7-16342-00	C15	5K7-18111-00	D 8
2H7-16343-00	C14	5K7-18112-00	D 8
2H7-16352-00	C14	132-18113-01	D 8
2H7-16370-00	C14	5K7-18115-00	D 8
2H7-16393-00	C14	2H7-18122-00	D 6
2H7-16384-00	C14	2J2-18141-00	D 6
2H7-16385-00	C14	2H7-18151-00	D 6
2H7-16386-00	C14	2H9-18154-00	D 8
1J7-16389-00	C15	5K7-18188-00	C 8
2H7-16395-01	C14	2H7-18511-00	D 6
2H7-16396-00	C14	2H7-18512-00	D 6
2H7-17121-00	D 2	2H7-18513-00	D 6
2H7-17141-01	D 2	2H7-18531-01	D 6
2H7-17151-00	D 2	2H7-18540-00	D 6
2H7-17211-00	D 2	1J7-18547-00	D 6
2H7-17221-01	D 2	2H7-18561-00	D 6
2H7-17231-00	D 2	2H7-18566-00	D 6
2H7-17241-00	D 2	5K7-21110-00-33	D 9
2H7-17251-00	D 2	5K7-2115F-00	D 9
2H7-17258-00	D 2	5K7-21165-00	D 9
2H7-17401-00	D 2	5K7-2117F-00	D10
2H7-17417-00	D 2	2H7-21170-00-33	D12
2H7-17421-01	D 2	2H7-21171-00	D12
2H9-17501-00	D 4	4R0-21258-00	D13
2H9-17511-00	D 4	4H3-21293-00	D 9
1J7-17518-00	D 5	4R0-21308-00	D 9
1J7-17519-Y0	D 4	4H3-21315-00	D 9
1J7-17521-Y0	D 4	4H3-21316-00	D 9
1J7-17531-Y0-10	D 4	3J6-2134Y-01	D 9
1J7-17531-Y0-15	D 4	2H9-2136H-00	D 9
1J7-17531-Y0-30	D 4	3H3-2139R-00	D 9
2H7-17531-00-10	D 5	4R0-2139T-00	D 9
2H7-17531-00-15	D 5	3H3-2139U-00	D 9
2H7-17531-00-30	D 5	4H3-21481-00	D 9
1J7-17537-Y0-15	D 4	4H3-21482-00	D 9
1J7-17537-Y0-30	D 4	4H3-21483-00	D 9
1J7-17537-Y0-40	D 4	4H3-21484-00	D 9
1J7-17537-Y0-50	D 4	5K7-21510-00-5R	D11
1J7-17538-Y1	D 4	1A0-21518-00	D11
2H7-17551-00	D 4	2H7-21543-00-91	D12

PART NO.	GRID NO.	PART NO.	GRID NO.
5K7-21610-10-5R	D11		
3H5-21613-00	D11		
1J7-21626-00	D11		
2H7-21628-00	D11		
3H3-21629-00	D11		
1T5-21641-00	D11		
4W1-21708-00	D12		
4H3-21711-00-6G	D12		
2H7-21715-00	D13		
4R0-2172E-00	D13		
4H3-21721-00-6G	D12		
1U4-21746-00	D11		
2H7-21746-00	D12		
2H7-21747-00	D12		
4R0-2175H-01	D13		
3X0-21783-01	D12		
3H3-22110-00-33	D14		
1J7-22141-00	D14		
1J7-22143-00	D14		
2H7-22189-00	D14		
2H7-2219X-00	D14		
5K7-22210-00	D14		
1J7-22210-10	D14		
5K7-22212-00	D14		
5K7-23102-00	E 5		
5K7-23103-00	E 5		
5K7-23110-00	E 5		
4H3-23111-00	E 5		
3H3-23114-00	E 5		
4H3-23115-00	E 6		
5K7-23116-00	E 6		
4H3-23119-00	E 5		
5K7-23121-00-5R	E 6		
5K7-23122-00-5R	E 6		
4W1-23126-00	E 5		
4H3-23127-00	E 6		
4H3-23128-00	E 6		
5K7-23131-00-5R	E 6		
5K7-23132-00-5R	E 6		
3H3-23135-00	E 5		
4W1-23136-00	E 5		
5K7-23141-00	E 5		
3H3-23144-00	E 5		
	E 6		

PART NO.	GRID NO.	PART NO.	GRID NO.
3J6-23145-00	E 5		
3J6-23146-00	E 5		
3H3-23147-00	E 5		
	E 6		
1J3-23151-00	E 5		
	E 6		
3J3-23156-00	E 5		
2F3-23157-00	E 5		
	E 6		
	E 6		
3J3-23159-00	E 6		
3H3-23163-00	E 5		
	E 6		
1J3-23166-00	E 5		
	E 6		
5K7-23170-00	E 5		
	E 6		
3M7-23181-00	E 5		
	E 6		
5K7-23184-00	E 5		
	E 6		
5K7-23190-00	E 5		
	E 6		
4H3-23318-00	E 7		
5K7-23340-00-90	E 6		
3J3-23346-00	E 6		
1L9-24741-00	E 1		
4H3-23415-00	E 7		
3H3-23435-00-98	E 7		
360-23441-01-98	E 7		
4H3-23454-00	E 7		
341-23469-00	E 5		
	E 6		
	E 6		
134-23484-10	E 7		
3H3-24110-00-6G	E 8		
3J6-24161-00	E 8		
3J6-24162-00	E 8		
1J7-24181-01	E 8		
2H7-24182-00	E 8		
1J7-24183-02	E 8		
2H7-24189-00	E 8		
3H3-24311-00	E 9		
3H3-24312-00	E 6		
3H3-24313-00	E 9		
3H3-24314-00	E 9		
3H3-24315-00	E 9		
3H3-24366-00	E 9		
3H3-24376-00	E 9		

NUMERICAL INDEX

PART NO.	GRID NO.	PART NO.	GRID NO.
4H3-24500-01	E 9		
4H3-24510-01	E 9		
3H3-24512-00	E 9		
	E10		
3Y1-24514-20	E 9		
	E10		
3H3-24518-00	E 9		
	E10		
3H3-24520-01	E10		
3H3-24522-00	E 9		
	E10		
3H3-24523-00	E 9		
4H3-24524-00	E 9		
4H3-24524-10	E 9		
4H3-24525-00	E 9		
4H3-24525-10	E10		
3H3-24534-00	E 9		
	E10		
4R0-24602-00	E 8		
2M0-24641-00	E 8		
2H7-24723-00	E11		
2H7-24724-00	E11		
5K7-24731-00	E11		
2H7-24738-00	E11		
1L9-24741-00	E 1		
1T4-24741-00	E11		
4X7-24742-00	F 8		
	F 9		
5K7-24773-00	E11		
2H7-24786-02	E11		
4A8-24786-00	F 8		
1A1-25115-00	E12		
341-25118-00	E12		
341-25143-00	E 7		
5K7-25168-00-8L	E12		
5K7-25168-20-8L	E12		
341-25181-01	E12		
2G2-25190-00	E12		
2H7-25315-00	E15		
2H7-25317-00	E15		
1J7-25319-01	E15		
4H1-25327-00	E15		
2H7-25366-00	E15		
1J7-25367-00	F 2		
3H3-25371-00	E15		
3H3-25374-00	F 2		
3H3-25377-00	F 2		
2H7-25381-00	F 2		
2H7-25394-00	E15		
1A1-25398-01	E12		
	E15		
1A1-25399-00	Z12		
	E15		
2M0-25399-00	E12		
	E15		
3J6-25810-52	F 3		
4W1-25810-00	E13		
4W1-25810-10	E13		
4L3-25818-00	E13		
3H5-25827-00	F 3		
3H5-25828-00	F 3		
4W1-25828-00	E13		
4H1-25828-50	E13		
4H3-25831-00	E13		
	F 3		
4H3-25831-10	E13		
1J3-25834-01	E13		
	F 3		
4W1-25836-00	E13		
4W1-25836-10	E13		
1J3-25838-00	F 3		
1J3-25845-01	F 3		
341-25845-00	E12		
2H7-25850-51	F 7		
4K0-25850-00	F 5		
1J3-25852-52	F 7		
4K0-25852-00	F 5		
1J3-25854-51	F 7		
4K0-25854-00	F 5		
1J3-25855-51	F 7		
1J3-25863-51	F 7		
4L0-25862-00	F 5		
4L0-25867-00	F 5		
2H7-25871-00	F 7		
5K7-25872-00	F 5		
3H3-25873-00	F 5		
2H7-25874-01	F 7		
2H7-25874-5J	F 7		
2H7-25875-00	F 5		
2H7-25876-00	F 5		
306-25881-00	E15		
341-25881-00	F 3		
1J7-25885-01	F 5		
2H7-25886-00	E15		
3H3-25887-00	F 3		
4W1-25913-00	E13		

NUMERICAL INDEX

PART NO.	GRID NO.	PART NO.	GRID NO.	PART NO.	GRID NO.
4W1-25913-10	E13	5K7-28357-00	F 8	1J7-46127-Y0-45	D15
4W1-25914-00	E13	5K7-28358-00	F 8		E 3
1J3-25917-00	F 3	5K7-28362-00	F 8	1J7-46127-Y0-50	D15
4L0-25917-00	E13	5K7-28366-00	F 8		E 3
5K7-26111-00	F 4	5K7-28367-00	F 8	1J7-46129-Y1	D15
5K7-26112-00	F 4	5K7-28376-00	F 8		E 3
5K7-26114-00	F 4	5K7-28376-10	F 8	5K7-46150-00	D15
5K7-26213-00	F 4	5K7-28381-00	F 8		E 2
2H7-26240-00	F 4	5K7-28385-00-6G	F 8	2H7-46152-00	E 2
2H7-26241-00	F 4	5K7-28395-00	F 9		E 3
1J7-26290-A0	F 4	5K7-46101-NO	E 2	1J7-46153-Y0	D15
1J7-26290-E0	F 4	5K7-46101-00	D15		E 2
2H9-26311-00	F 4	1J7-46106-NO	D15	2H7-46172-00	E 4
5K7-26335-00	F 4		E 3	2H7-46180-00	E 4
1E6-26342-00	F 4	1J7-46117-Y0-30	E 2	1J7-46181-11	D 5
1E6-26372-00	F 4		E 3	2H7-81600-10	C 9
1T5-26372-00	F 4	1J7-46117-Y0-35	E 2	2H7-81610-10	C 9
584-26393-02	F 4		E 3	2H7-81632-01	C10
341-26397-01	G 4	1J7-46117-Y0-40	E 2	2H7-81645-10	C10
1J7-26399-00	F 5		E 3	2H7-81646-10	C10
3H3-27111-01	F 6	1J7-46117-Y0-45	E 2	2H7-81647-10	C10
1A0-27114-00	C 5		E 4	2H7-81650-10	C 9
	F 6	1J7-46117-Y0-50	E 2	2H7-81660-10	C 9
	F 7		E 4	4R0-81671-10	C10
5K7-27211-C0-5R	F 7	1J7-46118-Y0-18	D15	4R0-81672-10	C10
5K7-27212-00	F 7		E 3	4R0-81673-10	C10
5K7-27215-00	F 7	1J7-46118-Y0-1E	D15	2H7-81675-10	C10
1J3-27222-00	F 7		E 3	2H7-81676-10	C10
1A1-27231-01	F 7	1J7-46118-YC-20	D15	2H7-81677-10	C10
3H3-27311-00	F 6		E 3	2H7-81678-10	C10
5K7-27410-00-33	F 6	1J7-46118-Y0-21	E 2	2H7-81679-10	C10
1J7-27413-01	F 6		E 3	3H5-81683-10	C10
3H3-27414-00	F 6	1J7-46119-Y0-10	D15	5K7-81800-60	C11
4H3-27418-00	F 6		E 3	371-81809-20	C11
5K7-27420-00-33	F 6	1J7-46119-Y0-20	D15	371-81811-20	C11
4W5-27430-00	F 6		E 3	371-81812-20	C11
4H3-27434-00	F 6	2H7-46122-00	D15	371-81813-20	C11
4W5-27440-00	F 6		E 3	371-81826-20	C11
5K7-27442-00	F 6	2H7-46123-00	D15	371-81840-20	C11
5K7-27443-00	F 6		E 3	371-81744-20	C11
3H3-28100-10	D13	2H7-46124-01	D15	371-81845-20	C11
3H3-2814A-00	D13		E 2	1J7-81847-60	C11
2H7-2815A-00	D13	1J7-46127-Y0-30	D15	371-81847-20	C11
3J6-28185-00	D12		E 3	2H7-81850-60	C11
5K7-28188-00	F 8	1J7-46127-Y0-35	D15	2H7-81916-00	G 5
	F 9		E 3	2H7-81920-00	G 5
5K7-28351-00-6G	F 8	1J7-46127-Y0-40	D15	1J7-81940-10	G 5
5K7-28352-00	F 8		E 3	3H5-81940-00	G 5
5K7-28356-00	F 8				

NUMERICAL INDEX

PART NO.	GRID NO.	PART NO.	GRID NO.	PART NO.	GRID NO.
4H7-81950-01	G 5	5K7-83520-00	F11	449-85131-01	G 6
1T4-81960-A0	G 5	584-83523-00	F11	3H3-85752-00	G 6
2H8-82110-61	G 3	3J6-83536-01	F11	2H7-85753-00	G 6
2H7-82115-00	G 3	5K7-83540-00	F11	90101-06454	F 7
2H7-82116-00	G 3	584-83541-00	F12	90101-08312	E13
1J7-82119-00	G 3	584-83546-00	F11		F 3
2H7-82119-00	G 3	3H3-83550-00	F12	90101-10188	C 9
2H7-82121-00	G 3	5K7-83568-00	F11	90101-10500	E14
2H7-82122-00	G 3	3J6-83569-A0	F11	90105-06116	B12
2H7-82124-00	G 3	3X0-8357A-00	G 6	90105-07037	B 6
2H7-82136-00	D15	5K7-83570-G0	F11	90105-08066	E 4
1A0-82151-00	G 3	584-83578-71	F11	90105-08141	D 9
	G 5	2H7-83912-00	G 2		F 7
2H7-82151-00	G 4	2J2-83922-00	G 2	90105-08145	F 3
1A0-82161-00	G 3	437-83936-00	G 2	90105-08205	C 6
4R0-82305-10	G 4	2H7-83945-00	G 2	90105-10085	D 2
4H7-82310-60	G 3	2H9-83963-00-98	G 2	90105-14102	E 7
4H7-82320-60	G 3	1T5-83972-00-98	G 2	90106-10039	D14
1J7-82370-10	G 3	1A0-83980-30	G 2	90109-06465	G 2
2H8-82370-10	G 3	457-84146-85	F13	90109-08441	D 8
341-82504-02	G 5	4E2-84303-E0	F13	90109-08628	B 6
2H7-82507-00	G 5		F13	90109-10440	F 6
3Y6-82508-80	G 3	4E2-84315-00	F13	90109-10473	F 6
2H7-82519-00	G 5	5K7-84318-00	F13	90109-10491	E15
1J7-82530-00	G 5	4E2-84321-E0	F13	90116-06228	B 2
2H7-82540-00	G 5	4E2-84320-00-5R	F13	90116-08161	B 2
2H7-82576-00	G 5	447-84331-61	F13	90116-08360	D15
5K7-82590-40	G 3	447-84332-60	F13		E 2
447-82591-00	G 4	198-84334-60	F13	90116-10273	C 6
4K0-82911-00	C10	584-84338-60	F13	90116-10274	C 6
3Y6-82917-00	G 2	584-84345-60	F13	90116-10275	C 6
5K7-83310-G0	F10	2H7-84359-00	F14	90116-10359	D15
	F10	4E2-84395-00	F13		E 2
4H7-83312-00	F10	4E2-84397-00	F13	90122-06012	B14
4H7-83313-00	F10	1M1-84512-60	F15	90122-03013	B14
5K7-83330-G0	F10	1M8-84521-40	F15	90123-08046	F 4
5A8-83332-00	F10	1M1-84523-60	F15	90149-06017	D 8
4E6-83350-40	G 5	1M1-84524-60	F15	90149-06126	B 9
2H9-83371-20	G 5	1M1-84526-60	F15		C 7
2H9-83371-30	G 5	1M1-84527-60	F15	90149-06131	G 2
1A0-83395-03	G 5	5K7-84710-40-6G	F15	90149-14117	D 6
5K7-83507-00	F11		F15	90152-04006	E 8
4H3-83508-00	F11	5K7-84717-00	F15	90152-05005	F13
5K7-83509-00	F11	1A2-84718-40	F15	90153-06004	F12
5K7-83513-00	F11	2G2-84736-00	F15	90153-06008	F 7
	F13	5K7-84751-00-6G	F15	90153-10015	F 7
4R0-83517-00	F11	2G2-84753-00	F15	90157-05020	F 8
3J6-83519-00	F11	2H7-84754-00	F15	90157-06018	E 9

NUMERICAL INDEX

PART NO.	GRID NO.	PART NO.	GRID NO.
90157-06018	E10	90201-08382	B 3
90159-05018	E15	90201-08675	D 4
90170-05277	F 8		D 5
90170-06010	G 2	90201-100A1	D14
90170-06184	F 7	90201-10118	F 5
90170-06289	D 8		F 7
90170-09192	B 5	90201-10124	E15
90170-18221	C13	90201-103E3	D14
	C14	90201-10508	C 9
90171-14006	E12	90201-106E0	C 5
90171-18008	F 2	90201-10610	F 7
90176-10009	D14	90201-11597	B 2
90176-10013	D11	90201-124E4	D 8
90176-10027	D14	90201-12471	B 9
90176-10033	B 2	90201-14633	D 4
90179-06013	F 8	90201-14664	D15
90179-06250	B13		E 3
90179-08148	F 4	90201-18620	F 2
90179-08345	C 5	90201-21608	B11
90179-10276	C 5	90201-252A4	D 3
90179-10321	D 9	90201-25287	D 2
90179-12323	D 9	90201-25526	B12
90179-24230	D 4	90201-25634	D 4
90183-04012	E11	90201-28665	D 2
90183-05004	B13	90201-30398	D 2
	B14	90201-30666	D 2
90185-14070	D 4	90201-35668	D 3
	D15	90201-36667	C13
	E 3	90202-05123	F 3
90201-05031	F11	90202-06010	E 9
90201-06008	E11		E10
90201-06052	C10		G 6
	D12	90208-04029	E 7
90201-06059	B14	90208-18025	C13
90201-06063	G 4		C14
90201-06067	F12	90209-05182	B14
	F15	90209-06173	B12
90201-062A8	C 5	90209-06174	B12
	D11	90209-07170	D12
	D13	90209-25169	C12
90201-06431	B 2	90215-05140	D 6
90201-06552	F13	90215-06016	D 8
90201-06709	F13	90215-06040	D 6
90201-08083	F 7	90215-06128	F 2
	G 2	90215-08115	D 8
90201-08100	D11	90215-15141	D 6
90201-08310	E 8	90215-19139	C13
90201-08366	C 6		C14

PART NO.	GRID NO.	PART NO.	GRID NO.
90240-06005	C15	90340-18073	C 7
90240-08013	F 7	90387-060A3	B13
90249-03123	E 8	90387-060A7	B12
90260-04003	E 7	90387-06249	F12
90331-27013	D 3	90387-06387	D12
90336-06018	F 9	90387-06553	E11
90333-13084	C 7	90387-06605	F15
90338-14004	B 6	90387-07038	F13
90340-14009	B11	90387-17433	E12
90340-14042	C 7	90387-17543	D14
	E 2	90387-20541	E15
	E 4	90387-253A7	C13
	C 7	90387-443A8	D 3
	B13	90401-10034	F 5
	B12		F 7
	F12	90401-10044	F 5
	D12	90401-10078	B 9
	E11	90401-10079	B 9
	F15	90401-10080	B 9
	C13	90401-20053	B12
	D 3	90430-10027	B 9
	D 2		B10
	D 4	90430-10148	G 5
	D 2	90445-07039	C 6
	D 3	90445-07219	E 9
	C13	90445-07378	C 4
	D 3	90445-08336	C 3
	D 6	90445-10345	E 9
	D 8	90446-09159	B14
	D 6	90460-54085	B13
	F 2	90460-58124	B14
	D 8	90461-10034	F 5
	D 6	90462-10038	B13
	C13	90462-10039	B13
	C14	90464-12027	D11

PART NO.	GRID NO.	PART NO.	GRID NO.
90464-16021	D11	90465-08122	C10
90465-08122	C10	90465-08127	C10
90465-08135	C10	90465-08136	C10
90465-08136	C10	90465-10129	B 2
90465-10129	B 2	90465-10133	G 4
90465-10133	G 4	90465-10137	C10
90465-10137	C10	90465-10164	C10
90467-07029	E 9	90467-07029	E 9
90467-09006	E 9	90467-09006	E 9
90467-10039	B13	90467-10039	B13
	E 9		E 9
	B14	90467-14015	B14
	E 8	90468-03107	E 8
	F 9	90468-10050	F 9
	B 4	90468-12069	B 4
	E 4	90468-12088	E 4
	C 4	90468-20115	C 4
	D12	90480-01141	D12
	C 7	90480-11224	C 7
	D12	90480-12053	D12
	D12	90480-12261	D12
	D13	90480-15058	D13
	F15	90480-15061	F15
	B12	90480-15235	B12
	F13	90480-16114	F13
	D12	90480-16185	D12
	D13	90480-17218	D13
	C12	90501-04503	C12
	D 6	90501-10196	D 6
	G 2	90501-10510	G 2
	B12	90501-12413	B12
	E 4	90501-16491	E 4
	B 5	90501-16493	B 5
	B11	90501-18433	B11
	B 9	90501-18499	B 9
	C14	90501-23142	C14
	B 7	90501-28415	B 7
	B 7	90501-39414	B 7
	D14	90506-07135	D14
	D14	90506-07136	D14
	C15	90506-10069	C15
	F 6	90506-28146	F 6
	F 6	90506-45199	F 6
	D 6	90508-10362	D 6
	F 6	90508-20023	F 6
	D 8	90508-29361	D 8

NUMERICAL INDEX

PART NO.	GRID NO.	PART NO.	GRID NO.
90560-11026	D 8	92501-06018	B13
90560-17126	E12	92501-06030	C10
90560-25174	C12		G 5
91311-06016	C 9	92501-08015	E10
91311-08030	D 5	92502-06070	B13
91311-06012	D13	92502-06110	B13
91316-06020	B13	92506-06012	D 9
91316-06025	B 6		F 5
	B 9	92506-06014	D12
	B11	92506-06016	D13
	B12	92606-06018	C 8
	C 6	92901-03100	B15
	C 8		C11
	C 9	92901-04100	F11
91316-06030	F 4	92901-04600	F11
91316-06035	B 2	92901-05100	E 8
	B 9		G 4
	B11		G 5
	C 8	92901-05600	B14
	C12		G 4
91316-08018	D 4		G 5
91316-08030	E 7	92901-06100	B 9
	D 5		C10
91316-08035	D 5		D12
91316-08040	E 7		F 5
91316-08065	D 5		F11
91316-08075	C10		F12
91316-08105	D 5		F15
91316-08160	D 5		G 3
91401-10010	C15		G 4
91401-16012	D11		G 5
	F 7	92901-06200	F11
91401-30030	E12		G 3
91401-40040	F 2		G 4
91490-20015	E13		B 6
91701-06152	D11	92901-06600	C10
91810-03014	B 9		D12
	C 7		F 5
	B12	92901-08100	C 3
91810-08016	C 8		E10
91830-21014	D 5		F13
91830-22016	C 6		C15
91830-24016	B 3	92901-08200	E 2
	C 6	92901-08700	E 3
92501-06012	B11		C 9
	C10	92901-10100	E15
	D12		E12
	G 3	92901-14200	E12
	G 5	92902-05100	B14



NUMERICAL INDEX

PART NO.	GRID NO.	PART NO.	GRID NO.	PART NO.	GRID NO.
92902-C5100	F13	93101-38086	E 2	93306-30303	E12
	G 6	93102-12106	D 3	93306-30309	E12
92902-06600	B14	93102-25017	D14	93306-30404	E15
	G 3	93102-25045	E15	93306-30520	D 4
92903-06100	D 9	93102-28022	E12	93311-52031	D 2
92903-03100	F 3	93102-70167	E 2	93313-62010	E15
92903-10100	D11		E 3	93315-23612	D 6
92906-04100	F11	93103-35105	D 3	93316-01403	D15
92906-04600	F11	93104-14059	C15		E 3
92906-05100	C 2	93104-27026	E15	93317-41510	D15
92906-05200	D 9	93105-45017	E12		E 3
92906-06100	D 9	93210-05098	B14	93332-00008	E 7
	D11	93210-06001	B 6	93332-00010	D14
	D12	93210-09350	C 7	93332-00023	D15
	D13		C 8		E 2
	E 7	93210-11313	B 2		E 7
	F 5	93210-11368	G 2	93332-00024	D 4
	F 7	93210-12152	B12	93332-00027	D15
	F 8	93210-12327	D 8		E 2
	F13	93210-13361	C 7	93332-00028	D 4
	G 2	93210-14359	E 2	93410-12003	B 9
92906-06600	B12		E 4		C11
	C 7	93210-14369	B12		D 6
	D11	93210-16314	B11		D 7
	D12	93210-18319	B 9	93410-20009	D 3
	F 8		C 7	93410-25017	D 2
92906-08100	B12	93210-27370	C 8	93410-30012	D 2
	D 9	93210-41358	E15		D 5
	D11	93210-48364	C15		D 6
	D14	93210-58144	E15	93410-35027	D 3
	F 8	93210-58346	D15	93420-17046	B12
	G 6		E 2		C12
92906-08200	D10	93210-61362	C 5	93420-47010	C13
	F 8	93210-68347	D 4	93420-52014	C13
92906-08600	B12	93210-71360	D 4		E15
	C 5	93210-77363	B 3	93430-02001	E 8
	E 7	93211-17317	B11	93430-10034	D 8
92906-10100	D 9		B12	93440-08001	C 7
	D14	93211-44348	E 2	93440-12066	C 8
	E 4		E 3	93440-25020	C13
	E14	93304-20505	C 6	93440-28062	D 2
92906-10200	E14	93305-20506	D 2	93440-30015	D 2
93101-30084	E 2	93306-00304	C14	93440-32063	D 2
	E 3	93306-00608	D 4	93440-34025	D 6
93101-32087	B 4	93306-20432	C13	93440-52014	D 2
93101-32088	B 4	93306-20533	C13	93440-72049	D 3
93101-35085	C 4		D 3	93450-52010	D 2
93101-38086	D15	93306-20705	D 3	93501-08001	C 3

NUMERICAL INDEX

PART NO.	GRID NO.	PART NO.	GRID NO.	PART NO.	GRID NO.
93603-09004	B 2	95702-06100	E11	97316-08025	C 5
93603-10049	D 6	95702-08100	E11	97318-05020	D 6
93603-12007	B 9	95706-06100	F 9	97321-06020	B 6
93604-08071	C10		F10	97322-06016	G 3
	D 6	95706-10100	F 6	97326-06008	C 5
93604-18058	D 6	95801-06014	G 6	97326-06014	B12
93605-14143	C 6	95906-06010	D10		D11
93606-07082	C14	95806-06030	F10	97326-06020	C 7
93608-52138	D 6	95806-10040	C 5	97326-06025	F 5
93615-17125	C12	95816-06045	C 6	97326-06030	C 7
93700-06004	D14	95816-06065	C 6	97326-08020	D11
94135-19597	E12	95816-06085	C 6	97326-08055	E 7
94145-17598	E15	95816-08045	C 6	97602-03108	B15
94232-13122	E12	95816-08075	C 6	97801-06014	C 3
94245-17122	E15	95816-08125	C 6	97806-04008	C 3
94500-02128	B 6	95821-06025	C14	97806-05010	C 2
94600-02001	B 6	95821-10014	B12		C 3
94701-00116	B 2	95821-10020	D11	97806-06014	C 3
95301-05600	G 6	95826-10035	F 6	98501-03008	C11
95301-05800	F11	97301-06015	B14	98501-03030	F10
95301-06600	B 2		C13	98501-04014	F11
	D 8		D 6	98501-05008	E 8
	F12	97301-06018	G 3		E 9
	F15	97301-06020	C12		E10
	G 3		G 4	98501-05010	F13
	G 4	97301-06025	F 5	98501-05012	B 9
	G 5	97301-06030	D12	98501-05016	C 3
	F11	97301-06035	F15		G 4
	F13	97301-06085	G 3		G 5
	C15	97301-08012	E 8	98502-04006	C 2
	F 7	97306-06010	D11	98502-05015	B14
	F 6	97306-06012	D11	98506-03008	E 9
	B14		D13		E10
	B 9		E 7	98506-04012	F11
	F 3		F 8	98506-05012	D 9
	D 8	97306-06014	F 2	98506-05014	C 2
	F 8	97306-06016	F13	98506-05030	G 2
	B 6	97306-06020	D 8	98506-05040	G 2
	E 7	97306-06022	G 2	98701-05018	E 2
	E 2	97306-06025	F13		E 4
	E 3	97306-06040	F12	98706-04010	F 5
	B 3	97306-08012	B12	98802-12200	C 3
	E15		F 8		
	G 2	97306-08014	D 9		
	F 6		G 5		
	E 4	97306-08035	D14		
	B 2		F13		
	F 7	97313-06012	D 9		



## PARTS NAME INDEX

DESCRIPTION	GRID NO.
BOLT	F11
*	F12
*	F13
*	F13
*	F13
*	F15
*	G 2
*	G 2
*	G 3
*	G 3
*	G 3
*	G 4
*	G 5
BOLT 1	E 6
BOLT, axle holder	E 6
BOLT, caliPer	E13
*	E13
BOLT, caP	E 5
*	E 6
BOLT, connecting rod	B 4
BOLT, cylinder holding 3	C 6
BOLT, engine mounting 1	D 9
BOLT, engine mounting 2	D 9
BOLT, engine mounting 3	D 9
BOLT, engine mounting 4	D 9
BOLT, flange	B12
*	C 5
*	C 6
*	C 6
*	C 6
*	C 6
*	C 6
*	C 6
*	C 6
*	C14
*	D10
*	D11
*	F 6
*	F10
*	F10
*	F10
*	F10
*	F10
BOLT, hexagon socket head	E 5
*	E 6
BOLT, lever	G 2
BOLT, stud	B 2
*	B 2
*	B 2

## PARTS NAME INDEX

DESCRIPTION	GRID NO.
BOLT, stud	C 6
*	C 6
*	C 6
*	D15
*	D15
*	E 2
*	E 2
BOLT, union	B 9
*	B 9
*	B 9
*	B12
*	F 5
*	F 5
*	F 7
BOLT, washer based	B 6
*	B12
*	C 6
*	D 2
*	D 9
*	E 4
*	E 7
*	F 3
*	F 7
BOLT, wing	B14
*	B14
BOOT, cable	F 4
BOOT, caliPer	E13
*	E13
*	F 3
BOOT, master cylinder	F 5
*	F 7
BOOT, rubber	D14
BOX	D13
BOX COMP.	D12
BOX, tool	D12
BRACKET	C 3
*	C 3
*	F 8
*	F 8
BRACKET 2	F 6
BRACKET 3	F 6
BRACKET, cover	D 9
BRACKET, licence	F15
BRACKET, master cylinder	F 5
BRACKET, meter	G11
BRACKET, reflector	D11
BRACKET, seat	E11
BRAKE PAD KIT, front	E13

## PARTS NAME INDEX

DESCRIPTION	GRID NO.
BRAKE PAD KIT, front	E13
*	F 3
BREATHER	C 6
BREATHER COMP.	E 2
*	E 4
BREED SCREW KIT	E13
*	E13
*	F 3
BRUSH HOLDER ASSY	C11
BRUSH 1	C11
BRUSH 2	C11
BULB (12V-21/5W)	F15
BULB (12V-3.4W)	F11
*	F11
*	F11
*	F13
BULB (12V-60/55W)	F13
BULB, flasher (12V-21W)	F10
*	F10
BUSH	C 3
BUSH, diaPhraGm	F 7
BY-PASS VALVE ASSY	B11
CABLE, clutch	F 4
CABLE, throttle 1	F 4
CALIPER ASSY	F 3
CALIPER ASSY (LEFT)	E13
CALIPER ASSY (RIGHT)	E13
CALIPER SEAL KIT	F 3
CAM, damPer 1	C13
CAM, damPer 2	C13
CAMSHAFT 1	B 6
CAMSHAFT 2	B 6
CAP	C 3
CAP ASSY	E 8
CAP, air valve	E 5
*	E 6
CAP, bolt	D 5
*	E 4
*	E 7
CAP, camshaft 1	B 2
CAP, camshaft 2	B 2
CAP, cleaner case 2	B14
CAP, handle lock	E 7
CAP, housinG	D 4
CAP, indicator	F 3
CAP, PlunGer	C 2
CAP, reservoir	F 5
*	F 7





## PARTS NAME INDEX

DESCRIPTION	GRID NO.
COVER, Plate	E15
COVER, Plunger cap	C 2
COVER, Pump	B 9
COVER, Pump Gear	B 9
COVER, shift Pedal	D 8
COVER, side 1	D12
COVER, side 2	D12
COVER, socket	F13
COVER, speedometer	F11
COVER, starting motor	C 7
COVER, strainer	B11
COVER, tachometer	F11
COVER, terminal	G 5
COVER, under	F 9
COVER, upper	F 4
COVER, upper 1	E 6
COVER, upper 2	E 6
CRANKCASE ASSY	C 6
CRANKSHAFT	B 4
CROSS JOINT COMP.	E 4
CROWN, handle	E 7
CYLINDER	B 3
CYLINDER COMP., front fork	E 5
•	E 6
CYLINDER HEAD ASSY	B 2
CYLINDER KIT, master	F 5
•	F 7
DAMPER	D12
•	F11
•	F11
•	F12
•	F15
•	F15
DAMPER 2	D 9
DAMPER, battery box	D12
DAMPER, engine mount 1	C 7
DAMPER, engine mount 2	C 7
DAMPER, engine mount 3	C 7
DAMPER, footrest	F 6
DAMPER, headlight	F13
DAMPER, locating 1	E 8
DAMPER, locating 2	E 8
DAMPER, locating 3	E 8
DAMPER, mud guard	D11
DAMPER, Plate	D11
DAMPER, seat	E11
•	E11
DAMPER, tail	F15

## PARTS NAME INDEX

DESCRIPTION	GRID NO.
DIAPHRAGM ASSY	B15
•	C10
•	E10
DIAPHRAGM, reservoir	F 5
•	F 7
DISC, brake	E13
•	E13
•	F 3
DOUBLE SEAT ASSY	E11
DRIVE SHAFT HOUSING COMP.	D15
•	E 2
ELEMENT ASSY, oil cleaner	B11
ELEMENT, air cleaner	B14
EMBLEM	E11
•	F 8
EMBLEM 1	E 8
EMBLEM 2	E 8
EMBLEM 3	D12
•	D12
EMERGENCY STOP SWITCH ASSY	G 5
FENDER, rear 2	D11
FIELD COIL ASSY	C 9
FLANGE, middle gear	D 4
FLANGE, spacer	E15
FLANGE, spacer 1	E12
FLASHER CANCELLING UNIT	G 5
FLASHER RELAY ASSY	G 5
FLOAT	C 2
FORK, shift 1	D 6
FORK, shift 2	D 6
FORK, shift 3	D 6
FRAME COMP	D 9
FRONT FENDER COMP.	D11
FRONT FLASHER LIGHT ASSY 1	F10
FRONT FOOTREST ASSY (L.H)	F 6
FRONT FOOTREST ASSY (R.H)	F 6
FRONT FORK ASSY (L.H)	E 5
FRONT FORK ASSY (R.H)	E 5
FRONT STOP SWITCH ASSY	G 2
FUEL COCK ASSY 1	E 9
FUEL COCK ASSY 2	E 9
FUEL TANK COMP.	E 8
FUSE (12V-10A)	G 3
•	G 5
FUSE (12V-20A)	G 3
FUSE (12V-30A)	G 4
GASKET	B 9
•	B10

## PARTS NAME INDEX

DESCRIPTION	GRID NO.
GASKET	B11
•	C 7
•	C11
•	D 5
•	E 2
•	E 4
•	E 5
•	E 5
•	E 6
•	E 6
•	E 9
•	E10
•	G 5
GASKET, breaker cover	C 8
GASKET, breather cover	C 6
GASKET, cap 1	E 8
GASKET, crankcase cover	C 8
GASKET, crankcase cover 2	C 8
GASKET, cylinder	B 3
GASKET, cylinder head 1	B 3
GASKET, exhaust pipe	C 5
GASKET, flasher lens	F10
•	F10
GASKET, float chamber	C 2
GASKET, generator cover	C 8
GASKET, head cover 1	B 2
GASKET, housing cap	D 4
GASKET, lens	F15
GASKET, middle gear case	D 5
GASKET, muffler	C 5
•	C 5
GASKET, sender unit	G 6
GASKET, strainer cover	B11
GASKET, tensioner case	B 6
GAUGE, level	C 8
GAUGE, oil level	D13
GEAR UNIT ASSY	E12
GEAR, driven (25T)	C12
GEAR, idler 1 (28T)	C12
GEAR, idler 2 (47T)	C12
GEAR, middle drive	D 3
GEAR, middle driven	D 3
GEAR, oil pump idle (37T)	B 9
GEAR, Primary drive (35T)	C13
GEAR, Pump driven (52T)	B 9
GEAR, starting motor (13T)	C11
GEAR, 1st wheel (38T)	D 2
GEAR, 2nd wheel (39T)	D 2

## PARTS NAME INDEX

DESCRIPTION	GRID NO.
GEAR, 2nd/3rd Pinion (24/38T) .....	D 2
GEAR, 3rd wheel (36T) .....	D 2
GEAR, 4th Pinion (31T) .....	D 2
GEAR, 4th wheel (32T) .....	D 2
GEAR, 5th Pinion (34T) .....	D 2
GEAR, 5th wheel (30T) .....	D 2
GRIP (L.H.) .....	F 4
GRIP ASSY .....	F 4
GROMMET .....	B12
• .....	C 7
• .....	D12
• .....	D12
• .....	D12
• .....	D12
• .....	D13
• .....	D13
• .....	F 8
• .....	F 9
• .....	F13
• .....	F15
• .....	F15
GUARD, mud .....	D11
GUIDE, cable .....	F 5
GUIDE, cover lower .....	E 6
GUIDE, cover upper .....	E 6
GUIDE, exhaust valve (1ST O/S) .....	B 2
GUIDE, intake valve (1ST O/S) .....	B 2
GUIDE, stopper 2 .....	B 6
GUIDE, upper .....	C1
HANDLE, seat .....	E11
HANDLE, standing .....	D 9
HANDLEBAR .....	F 4
HEADLIGHT UNIT ASSY .....	F13
HELMET HANGER ASSY .....	D 9
HOLDER .....	F 4
HOLDER, brake hose .....	E15
• .....	F 3
HOLDER, brake hose 1 .....	F 5
HOLDER, brake hose 2 .....	F 5
HOLDER, cable .....	D11
HOLDER, cable 1 .....	E 7
HOLDER, handle upper .....	E 7
HOLDER, kick gear .....	C12
HOLDER, lever 1 .....	G 2
HOLDER, oil cooler 1 .....	B12
HORN .....	G 5
• .....	G 5
HOSE .....	B14

## PARTS NAME INDEX

DESCRIPTION	GRID NO.
HOSE .....	C 4
• .....	C 6
• .....	E 9
• .....	E 9
• .....	G 3
HOSE, brake .....	F 7
• .....	F 7
HOSE, brake 1 .....	F 5
HOSE, brake 2 .....	F 5
HOSE, oil 1 .....	B12
HOSE, oil 2 .....	B12
HOUSING, bearing .....	D 4
• .....	D 4
• .....	D15
• .....	E2
• .....	E 2
• .....	E 3
HOUSING, bearing 1 .....	C 6
HOUSING, middle gear .....	D 4
HOUSING, push screw .....	C14
HOUSING, rotor .....	B 9
HOUSING, strainer .....	B 9
IGNITION COIL ASSY .....	G 3
• .....	G 3
IGNITOR UNIT ASSY .....	G 4
ILLUMINATION CONTROL UNIT ASSY .....	G 6
INNER TUBE COMP.1 .....	E 5
• .....	E 5
JET, main (#105.0) .....	C 2
JET, main (#110.0) .....	C 2
JET, main (#115.0) .....	C 2
JET, Pilot (#40.0) .....	C 2
JOINT .....	B14
• .....	C15
• .....	F 5
• .....	F 7
JOINT, air cleaner 1 .....	B13
JOINT, air cleaner 2 .....	B13
JOINT, carburetor 1 .....	B13
JOINT, carburetor 2 .....	B13
JOINT, chain .....	B 6
KNOB, trip meter .....	F11
LABEL, oil caution .....	D 5
LENS, flasher .....	F10
• .....	F10
LENS, headlight .....	F13
LENS, taillight .....	F15
LEVER 1 .....	G 2

## PARTS NAME INDEX

DESCRIPTION	GRID NO.
LEVER 2 .....	G 2
LEVER, cock .....	E 9
• .....	E 9
LEVER, Push .....	C15
LEVER, shift 2 .....	D 6
LEVER, shift 3 .....	D 6
LEVER, starter .....	C 3
• .....	C 3
LEVER, starter 1 .....	C 3
LEVER, throttle .....	B15
LEVER, throttle 2 .....	B15
LID .....	D12
LIFTER, valve .....	B 8
MAIN AXLE COMP (17T) .....	D 2
MAIN SWITCH ASSY .....	G 3
MASTER CYLINDER ASSY .....	F 5
• .....	F 7
MEMBER .....	D 9
METAL, slide 2 .....	E 5
• .....	E 6
MIDDLE GEAR CASE ASSY .....	D 4
MIRROR ASSY .....	F 4
• .....	F 4
MOLD, fuel tank .....	E 8
MUFFLER ASSY 1 .....	C 5
MUFFLER ASSY 2 .....	C 5
NEEDLE .....	B15
NEEDLE VALVE ASSY .....	C 2
NET, filter .....	C 2
NET, filter 1 .....	E 9
• .....	E10
NEUTRAL SWITCH ASSY .....	G 5
NIPPLE .....	C 3
NIPPLE, Grease .....	D14
NOZZLE 1 .....	C 6
NOZZLE 2 .....	C 7
NOZZLE, main .....	C 2
NUT .....	B 2
• .....	B 3
• .....	B 5
• .....	B 6
• .....	B 9
• .....	B13
• .....	B14
• .....	C 3
• .....	C 5
• .....	C 5
• .....	C13

## PARTS NAME INDEX

DESCRIPTION	GRID NO.
NUT	C14
.	C15
.	D 4
.	D 8
.	D 2
.	D 8
.	D 9
.	D 9
.	D 9
.	D14
.	E 2
.	E 3
.	E 7
.	E15
.	F 4
.	F 6
.	F 7
.	F 7
.	F 8
.	F 8
.	F 8
.	F 8
.	F12
.	F13
.	F15
.	G 2
.	G 3
.	G 4
.	G 5
.	G 6
NUT, adjusting	F13
NUT, castle	E12
.	F 2
NUT, crown	B 2
.	D11
.	D14
.	D14
.	F 3
.	F11
.	F11
NUT, fitting 2	E 7
NUT, flange	E11
.	E11
.	F 6
.	F 7
.	F 9
.	F10
.	F10

## PARTS NAME INDEX

DESCRIPTION	GRID NO.
NUT, flange	F10
.	F10
NUT, outer tube	E 6
NUT, ring	C 5
NUT, self-locking	D 4
.	D15
.	E 3
NUT, spring	B13
.	B14
.	E11
NUT, u	E 4
.	F 6
.	G 2
O-RING	B 2
.	B 3
.	B 6
.	B 9
.	B11
.	B11
.	B12
.	B12
.	B12
.	B14
.	B15
.	C 2
.	C 2
.	C 6
.	C 7
.	C 7
.	C 7
.	C 7
.	C 8
.	C 8
.	C11
.	C11
.	C.3
.	D 4
.	D 4
.	D 8
.	D15
.	E 2
.	E 2
.	E 2
.	E 3
.	E 4
.	E 5
.	E 6
.	E 9

## PARTS NAME INDEX

DESCRIPTION	GRID NO.
O-RING	E10
.	E15
.	E15
.	G 2
O-RING, fuel cock	E 9
.	E10
OIL COOLER ASSY	B12
OIL PRESSURE SWITCH ASSY	G 5
OIL SEAL	B 4
.	B 4
.	C15
.	D 3
.	D 4
.	D 8
.	D14
.	D15
.	E 2
.	E 2
.	E 2
.	E 3
.	E 3
.	E 5
.	E 5
.	E12
.	E12
.	E15
.	E15
PAD, adjusting (2.00)	B 7
PAD, adjusting (2.05)	B 7
PAD, adjusting (2.10)	B 7
PAD, adjusting (2.15)	B 7
PAD, adjusting (2.20)	B 7
PAD, adjusting (2.25)	B 7
PAD, adjusting (2.30)	B 7
PAD, adjusting (2.35)	B 7
PAD, adjusting (2.40)	B 7
PAD, adjusting (2.45)	B 7
PAD, adjusting (2.50)	B 7
PAD, adjusting (2.55)	B 7
PAD, adjusting (2.60)	B 7
PAD, adjusting (2.65)	B 7
PAD, adjusting (2.70)	B 7
PAD, adjusting (2.75)	B 7
PAD, adjusting (2.80)	B 7
PAD, adjusting (2.85)	B 7
PAD, adjusting (2.90)	B 7
PAD, adjusting (2.95)	B 7
PAD, adjusting (3.00)	B 8

## PARTS NAME INDEX

DESCRIPTION	GRID NO.
PAD, adjusting (3.05)	B 8
PAD, adjusting (3.10)	B 8
PAD, adjusting (3.15)	B 8
PAD, adjusting (3.20)	B 8
PAD, battery	G 3
PAD, seat	E11
*	E11
PARTITION, air cleaner ase	B13
PEDAL, brake	F 7
PEDAL, shift	D 8
PIECE, clutch Push	C14
PIECE, oil lock	E 5
*	Z 6
PILOT BOX, lower	F11
PILOT BOX, upper	F11
PILOT JET, air	C 2
PIN	E 8
PIN, clevis	C15
*	D11
*	F 6
*	F 6
*	F 7
PIN, cotter	C15
*	D11
*	E12
*	E13
*	E13
*	F 2
*	F 7
PIN, dowel	B 2
*	B 3
*	B 9
*	B 9
*	B12
*	C 6
*	C 6
*	C 6
*	C 7
*	C 8
*	C 8
*	C 8
*	C10
*	C12
*	C14
*	D 5
*	D 6
*	D 6
*	D 6

## PARTS NAME INDEX

DESCRIPTION	GRID NO.
PIN, dowel	D 6
PIN, float	C 2
*	C 3
PIN, Piston	B 4
PIN, slide	E13
*	E13
PIPE	C 3
PIPE 2	E 9
PIPE 3	E 9
PIPE 4	E 9
PIPE 5	E 9
PIPE, brake	F 7
PIPE, breather 1	B14
PIPE, delivery 1	B 9
PIPE, exhaust 2	C 5
PIPE, exhaust 3	C 5
PIPE, fuel 1	E 9
PIPE, Joint 1	E 9
PISTON (STD)	B 4
*	B 4
PISTON (1ST O/S 0.25MM)	B 4
PISTON (2ND O/S 0.50MM)	B 4
PISTON (3RD O/S 0.75MM)	B 4
PISTON (4TH O/S 1.00MM)	B 4
PISTON ASSY, caliPer	E13
*	E13
*	F 3
PISTON RING SET (STD)	B 4
PISTON RING SET (1ST O/S)	B 4
PISTON RING SET (2ND O/S)	B 4
PISTON RING SET (3RD O/S)	B 4
PISTON RING SET (4TH O/S)	B 4
PISTON RING, front fork	E 5
*	E 6
PLANE BEARING, connectinG rod	B 5
*	B 5
*	B 5
*	B 5
*	B 5
PLANE BEARING, crankshaft 1	B 4
*	B 4
*	B 4
*	B 4
*	B 4
PLANE BEARING, crankshaft 2	B 4
*	B 4
*	B 4
*	B 4

## PARTS NAME INDEX

DESCRIPTION	GRID NO.
PLANE BEARING, crankshaft 2	B 4
PLATE	B11
*	C 2
*	C11
PLATE 1	D12
PLATE, adaPtor	B12
PLATE, baffle	B11
PLATE, baffle lower	B11
PLATE, battery fitting	G 3
PLATE, cleaner case fitting	B13
PLATE, clutch cover	C12
PLATE, clutch 1	C14
PLATE, clutch 2	C14
PLATE, friction	C14
PLATE, lever fitting	E 9
*	E10
PLATE, Pressure 2	C14
PLATE, seat	C14
PLATE, side 1	D 6
PLATE, side 2	D 6
PLATE, stoPPer	D 6
*	D 6
PLATE, thrust 1	C14
PLATE, thrust 2	C14
PLATE, timing	C10
PLATE, timing 2	C10
PLATE, torque stoPPer	E15
PLUG	B 2
*	B 6
*	C 7
*	D 3
*	D 5
*	E 2
*	E 4
*	F 9
PLUG CAP ASSY	G 3
*	G 3
PLUG, blind	B13
PLUG, drain	C 2
*	E 5
*	E 5
PLUG, oil	C 8
PLUG, sPark (NGK BP-6ES)	B 2
PLUG, straight screw	B11
*	C 7
*	C 7
*	E 2
*	E 4

## PARTS NAME INDEX

DESCRIPTION	GRID NO.
PLUNGER	B12
*	F 8
*	F 9
PLUNGER, relief	B 9
PLUNGER, starter	C 2
PRESSURE PLATE COMP. 1	C14
PRI. DRIVEN GEAR COMP.(34/58T)	C14
*	C14
PROTECTOR, muffler 2	C 5
PROTECTOR, brake hose	E15
*	F 3
PROTECTOR, muffler 1	C 5
PULSER COIL ASSY	C10
PUMP SHAFT ASSY	B 9
RACE, inner	D15
*	E 3
REAR ARM COMP.	D14
REAR AXLE GEAR CASE ASSY	D15
*	E 2
REAR FENDER COMP.	D11
REAR FLASHER LIGHT ASSY 1	F10
REAR FOOTREST ASSY 1	F 6
REAR FOOTREST ASSY 2	F 6
RECTIFIER & REGULATOR ASSY	G 5
REFLECTOR, rear 1	G 6
RETAINER	E13
*	E13
RETAINER, ball	C14
RETAINER, clutch	E12
RETAINER, valve spring	B 7
RIM, headlight	F13
RING	B15
*	B15
RING, clutch boss	C14
RING, retaining	F13
RIVET	E 7
ROD	C 3
ROD, brake	F 7
ROD, chain tensioner	B 6
ROD, shift	D 8
ROTOR	C10
ROTOR ASSY	C 9
ROTOR COMP.	C11
SCREW	B 9
*	C 3
*	C 3
*	C 7
*	C 7

## PARTS NAME INDEX

DESCRIPTION	GRID NO.
SCREW	C10
*	D 6
*	D 8
*	F15
*	G 2
SCREW 2	C10
SCREW 3	C10
SCREW, adjusting	C14
SCREW, countersunk	E 8
*	E 8
*	F13
SCREW, fitting	F 8
SCREW, flat head	E 2
*	E 4
*	F 5
SCREW, hexagon	F 7
*	F 7
*	F12
SCREW, lens fitting	F15
SCREW, oval head	C 8
SCREW, Pan head	B 9
*	D11
*	B13
*	B13
*	B13
*	B14
*	C 2
*	C 2
*	C 2
*	C 3
*	C 3
*	C 3
*	C 3
*	C10
*	C11
*	D 9
*	D 9
*	D12
*	D12
*	D13
*	E 8
*	E 9
*	E 9
*	E 9
*	E10

## PARTS NAME INDEX

DESCRIPTION	GRID NO.
SCREW, Pan head	E10
*	E10
*	E10
*	F 5
*	F 5
*	F 8
*	F10
*	F10
*	F11
*	F11
*	F13
*	G 2
*	G 2
*	G 2
*	G 3
*	G 4
*	G 5
*	G 5
*	G 5
SCREW, Pan head with washer	B15
SCREW, Pilot	B15
SCREW, Push	C14
SCREW, rim adjusting	F13
SCREW, throttle	C 2
*	C 3
SCREW, with washer	E15
SEAL	B13
*	B13
*	B14
*	B15
SEAL, dust	E 5
*	E 6
SEAL, knob dust	E15
SEAL, valve stem	B 7
SEAT, base	F15
SEAT, battery	G 3
SEAT, spring	B15
SEAT, valve spring	B 7
SENDER UNIT ASSY, fuel meter	G 6
SEPARATOR, oil	B14
SHAFT 1	C12
SHAFT, brake Pedal	F 7
SHAFT, drive	E 4
SHAFT, Pivot	D14
SHAFT, starter lever	C 3
SHIFT CAM ASSY	D 6
SHIFT SHAFT ASSY	D 8
SHIM (0.30T)	D15



## PARTS NAME INDEX

DESCRIPTION	GRID NO.
SHIM (0.30T) .....	E 3
SHIM (0.35T) .....	D15
•	E 3
SHIM (0.40T) .....	D15
•	E 3
SHIM (0.45T) .....	D15
•	E 3
SHIM (0.50T) .....	D15
•	E 3
SHIM 1 .....	D 2
SHIM, calliper .....	E13
•	E13
•	E13
•	F 3
•	F 3
SHIM, Pinion (0.10T) .....	D 4
•	D 5
SHIM, Pinion (0.15T) .....	D-4
•	D 5
SHIM, Pinion (0.30T) .....	D 4
•	D 5
SHIM, ring gear (0.30T) .....	E 2
•	E 3
SHIM, ring gear (0.35T) .....	E 2
•	E 3
SHIM, ring gear (0.40T) .....	E 2
•	E 3
SHIM, ring gear (0.45T) .....	E 2
•	E 4
SHIM, ring gear (0.50T) .....	E 2
•	E 4
SHIM, thrust (0.1T) .....	D15
•	E 3
SHIM, thrust (0.15T) .....	D 4
SHIM, thrust (0.2T) .....	D15
•	E 3
SHIM, thrust (0.30T) .....	D 4
SHIM, thrust (0.40T) .....	D 4
SHIM, thrust (0.50T) .....	D 4
SHOCK ABSORBER ASSY, rear .....	D14
•	D14
SIDE COVER LOCK ASSY .....	D12
SILENCER, intake 1 .....	B14
SLEEVE, calliper .....	F 3
SOCKET CORD ASSY .....	F11
•	F11
SOCKET, meter .....	F11

## PARTS NAME INDEX

DESCRIPTION	GRID NO.
SOCKET, Pilot light .....	F13
SPACER .....	C12
•	C13
•	D 8
•	E12
SPACER 1 .....	C14
•	C14
SPACER, bead .....	E15
SPACER, bearing .....	E15
SPACER, engine mount .....	C 7
•	C 7
SPACER, expansion .....	D 4
•	D15
•	E 3
SPACER, torque stopper .....	F 2
SPEEDOMETER ASSY .....	F11
SPEEDOMETER CABLE ASSY .....	F12
SPRING .....	B15
•	C 3
•	C 3
•	D14
•	D14
SPRING, air adjusting .....	B15
SPRING, brake Pedal .....	F 7
SPRING, brush .....	C11
SPRING, clutch boss .....	C14
SPRING, compression .....	B 6
•	B 7
•	B 7
•	B 9
•	B11
•	B12
•	C12
•	C14
•	D 6
•	E 4
•	G 2
SPRING, damper .....	C13
SPRING, diaphragm .....	B15
SPRING, front fork .....	E 5
•	E 6
SPRING, Plunger .....	C 2
SPRING, rebound .....	E 5
•	E 6
SPRING, screw .....	F13
SPRING, tension .....	C15
•	D14
•	D14

## PARTS NAME INDEX

DESCRIPTION	GRID NO.
SPRING, tension .....	F 6
•	F 6
SPRING, throttle lever .....	B15
•	B15
SPRING, throttle stop .....	C 2
•	C 2
•	C 3
SPRING, throttle 2 .....	B15
SPRING, torsion .....	D 6
•	D 8
•	F 6
•	F 6
•	B 6
SPROCKET, cam chain (34T) .....	B 6
STAND, main .....	F 6
STAND, side .....	F 6
STARTER CLUTCH OUTER ASSY .....	C12
STARTER CIRCUIT CUT-OFF RELAY .....	G 5
STARTER SWITCH ASSY .....	G 5
•	G 5
STARTING MOTOR ASSY .....	C11
STATOR ASSY .....	C 9
STAY 1 .....	B13
•	B13
•	F 8
STAY 2 .....	B13
•	F 8
STAY 3 .....	F 8
STAY, engine 2 .....	D 9
STAY, engine 3 .....	D 9
STAY, headlight 1 .....	F13
STAY, horn .....	D 9
STAY, lock .....	D13
STAY, oil cooler .....	D 9
STAY, side cover 1 .....	D13
STOP SWITCH ASSY .....	G 5
STOPPER, cam .....	D 6
STOPPER, handle bar .....	F 4
STOPPER, main stand .....	C 5
•	F 6
STRAINER, oil .....	B 9
SWITCH .....	G 2
SWITCH, handle 3 .....	G 2
SWITCH, handle 4 .....	G 2
TACHOMETER ASSY .....	F11
TAILLIGHT UNIT ASSY .....	F15
TERMINAL ASSY .....	G 5
TIRE (3.50-19) .....	E12
TIRE (4.50-17) .....	E15

## PARTS NAME INDEX

DESCRIPTION	GRID NO.
TOOL KIT .....	D13
TOOL, wire .....	D13
TRIM .....	F 8
•	F 8
TUBE (3.25-19) .....	E12
TUBE (4.50-17) .....	E15
TUBE, outer 1 .....	E 5
TUBE, outer 2 .....	E 5
UNDER BRACKET COMP. ....	E 6
VALVE .....	E 9
•	E 9
VALVE, exhaust .....	B 7
VALVE, intake .....	B 7
WASHER .....	B12
•	B12
•	B14
•	B14
•	B15
•	B15
•	B15
•	C12
•	D12
•	E14
•	G 3
WASHER KIT .....	C11
WASHER, conical sPring .....	C13
•	C14
•	E 7
WASHER, lock .....	C13
•	C14
•	D 6
•	D 6
•	D 6
•	D 6
•	D 8
•	D 8
•	E13
•	F 2
•	F 3
WASHER, main Jet .....	C 2
WASHER, oil seal .....	E 5
•	E 5
WASHER, Plain .....	C15
•	D 9
•	D10
•	E12
•	F 8
•	F11
•	G 3

## PARTS NAME INDEX

DESCRIPTION	GRID NO.
WASHER, Plain .....	G 4
WASHER, Plate .....	B 2
•	B 2
•	B 3
•	B 6
•	B 6
•	B 9
•	B11
•	B12
•	B12
•	B12
•	B14
•	B14
•	C 5
•	C 5
•	C 5
•	C 5
•	C 6
•	C 7
•	C 7
•	C 9
•	C10
•	C10
•	C13
•	D 2
•	D 2
•	D 2
•	D 2
•	D 2
•	D 3
•	D 3
•	D 4
•	D 4
•	D 4
•	D 4
•	D 5
•	D 8
•	D11
•	D11
•	D11
•	D11
•	D11
•	D12
•	D12
•	D12
•	D13
•	D14
•	D14
•	D15

## PARTS NAME INDEX

DESCRIPTION	GRID NO.
WASHER, Plate .....	E 3
•	E 7
•	E 8
•	E 9
•	E10
•	E11
•	E15
•	F 2
•	F 5
•	F 5
•	F 7
•	F 7
•	F 7
•	F 8
•	F 8
•	F11
•	F11
•	F11
•	F12
•	F13
•	F13
•	F15
•	G 2
•	G 4
•	G 4
•	G 4
•	G 5
•	G 6
•	G 6
WASHER, Protector .....	F 6
•	F 6
WASHER, sPecial .....	C10
•	F15
WASHER, sPecial 1 .....	D13
WASHER, sPring .....	B 9
•	B12
•	B14
•	B14
•	B15
•	C 2
•	C 3
•	C 9
•	C10
•	C10
•	C11
•	D 9
•	D 9
•	D 9
•	D 9
•	D11
•	D11



## PARTS NAME INDEX

DESCRIPTION	GRID NO.
WASHER, sPring	D11
.	D11
.	D11
.	D12
.	D12
.	D12
.	D12
.	D13
.	D14
.	D14
.	E 4
.	E 7
.	E 8
.	E10
.	F14
.	F15
.	F 3
.	F 5
.	F 5
.	F 5
.	F 7
.	F 8
.	F 8
.	F C
.	F11
.	F11
.	F11
.	F12
.	F13
.	F13
.	F13
.	F15
.	G 2
.	G 3
.	G 3
.	G 3
.	G 3
.	G 4
.	G 4
.	G 4
.	G 5
.	G 5
.	G 5
.	G 5
.	G 6
.	G 6
WASHER, sPring, lower	E 6
.	E 6
WASHER, thrust (1.8T)	D15

## PARTS NAME INDEX

DESCRIPTION	GRID NO.
WASHER, thrust (1.8T)	E 3
WASHER, thrust (1.9T)	D15
.	E 3
WASHER, thrust (2.0T)	D15
.	E 3
WASHER, thrust (2.1T)	E 2
.	E 3
WASHER, wave	E 2
.	E 3
.	E 9
.	E10
WHEEL LOCK ASSY	D13
WINDSHIELD	F 8
WIRE HARNESS ASSY	G 3
WIRE, earth lead	G 5
WIRE, lead	G 5
WIRE, minus lead	G 3
WIRE, Plus lead	G 3