





YAMAHA

PARTS CATALOGUE

XS1100'80 (3X0)

W.GERMANY

A2



A3

This Parts Catalogue is related to the parts in use for the Yamaha XS1100'80 (3X0)

When you are ordering replacement parts for the XS1100'80 (3X0), refer to this Parts Catalogue and quote both part numbers and part names correctly.

1. Modifications or additions which have been made after issue of the Parts Catalogue will be announced in the Yamaha Parts News.

It is advisable that according to the Yamaha Parts News you make necessary corrections to the Parts Catalogue on hand to keep it up-to-date.

2. Abbreviations

The following abbreviations are used in this Parts Catalogue.

- U.R. Use size (thickness) and/or number as required.
- U.N. Use as many as you need.
- A.P. Alternate Parts
- L.M. Local Made
- F# Frame No. (Applicable machine No.)

3. The parts marked with (*) in the parts number column of this Catalogue are not supplied with by Yamaha, those have to be found locally.

4. Parts, which are to be supplied in the form of assemblies, are listed with an indentation of one letter's space, and a dot (.) is put against the name of each part.

EXAMPLE CARBURETOR ASS'Y
 . JET, pilot
 . NOZZLE, main

5. Indication of No. of constituent parts for assembly

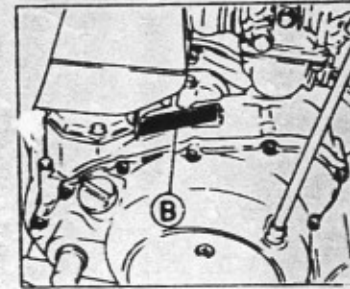
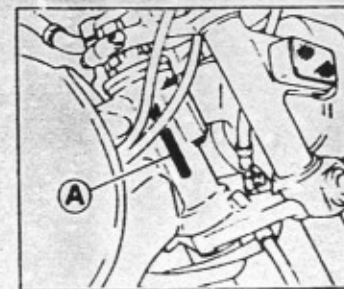
The numeral appearing to the right of each constituent part under the description indicates the quantity of such parts for each individual assembly unit.

EXAMPLE

Part No.	Description	Q'ty	Remarks
2F5-83310-60	FRONT FLASHER LIGHT ASS'Y	2	
115-83311-60	. BULB (6V-18W)	1	
1M1-83309-60	. REFLECTOR	1	

6. Initial Serial No. and Color Code

(A) Frame Serial No.	2H9-130101 and following
(B) Engine Serial No.	2H9-130101 and following

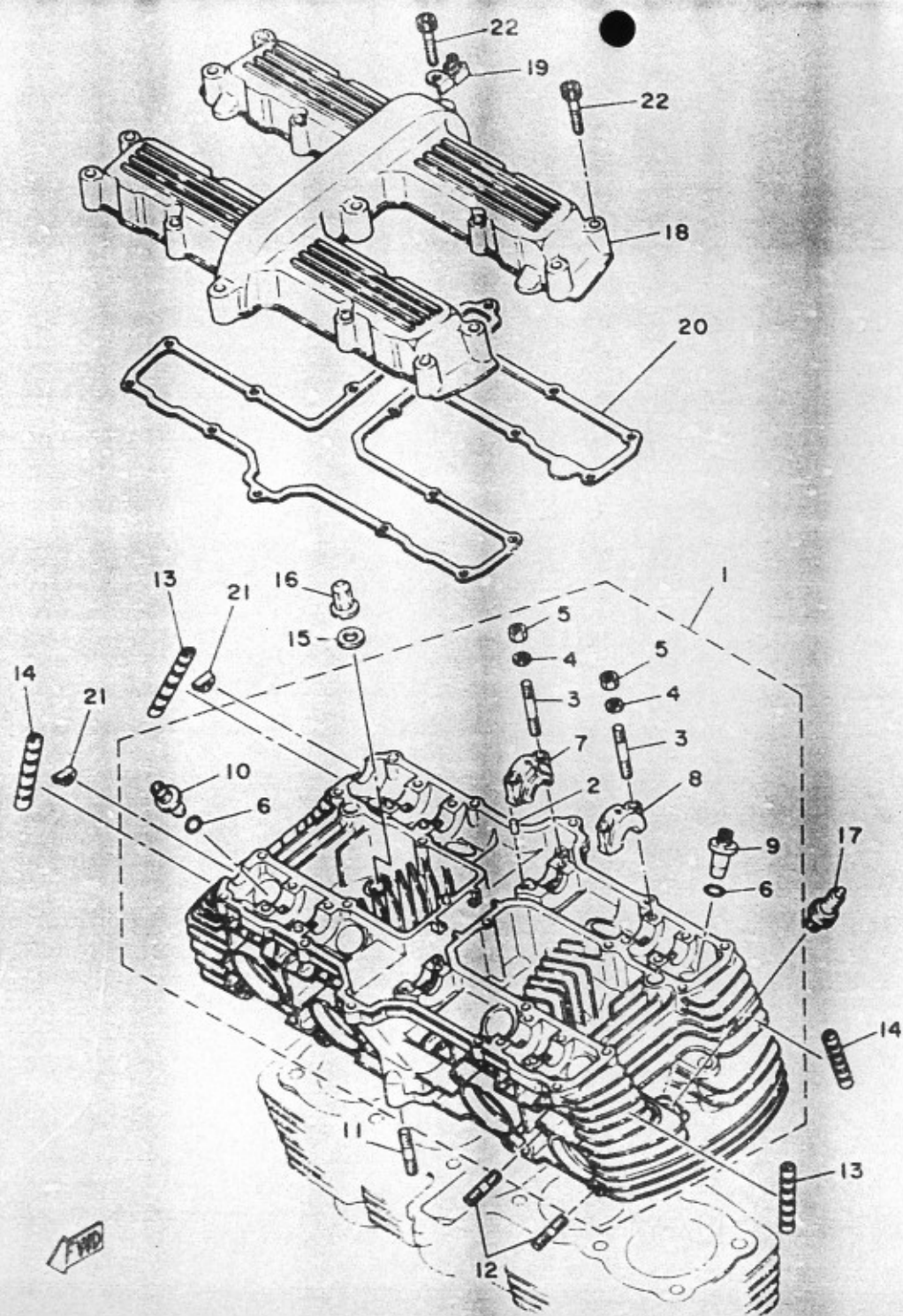


Color Code	Color Name	Abbreviate
3J	DIAMOND SILVER	DS
4E	INDIGO BLUE	IB
7J	NEW RUBY RED	NRR

7. Applicable colors of graphics are represented in the "Remarks" column appropriately picked out of the full word(s) showing such colors.

EXAMPLE

Part No.	Description	Q'ty
2N4-24110-00-X5	FUEL TANK COMP.	1
3J1-24240-10	. GRAPHIC, fuel tank set	1



REF. NO.	PART NO.	DESCRIPTION	Q'TY
1	2H9-11110-00	CYLINDER HI AD ASSY	1
2	93603-09004	•PIN, dowel	4
3	90116-06228	•BOLT, stud	20
4	90201-06431	•WASHER, Plate	20
5	95301-06600	•NUT	20
6	93210-11313	•O-RING	8
7	1J7-12173-10	•CAP, camshaft 1	2
8	1J7-12183-10	•CAP, camshaft 2	8
9	1J7-11133-10	•GUIDE, intake valve (1ST D/S)	4
10	1J7-11134-10	•GUIDE, exhaust valve (1ST D/S)	4
11	90116-08161	BOLT, stud	2
12	95621-06615	BOLT, stud	8
13	2H7-11161-00	ABSORBER 1	2
14	2H7-11162-00	ABSORBER 2	2
15	90201-11597	WASHER, Plate	12
16	90179-10277	NUT	12
17	94701-00116	PLUG, sPark (NGK BP-6ES)	4
18	2H9-11191-00	COVER, cylinder head 1	1
19	90465-10129	CLAMP	1
20	2H7-11193-00	GASKET, head cover 1	1
21	1J7-11138-00	PLUG	2
22	91316-06035	BOLT	20

FIG. 2 CYLINDER

REF. NO.	PART NO.	DESCRIPTION	Q'TY	REMARKS
1	2H7-11181-02	GASKET, cylinder head 1	1	
2	2H9-11310-00	CYLINDER	1	
3	93210-77363	O-RING	4	
4	91830-24016	PIN, dowel	2	
5	2H7-11351-00	GASKET, cylinder	1	
6	90201-08382	WASHER, Plate	2	
7	95311-08600	NUT	2	

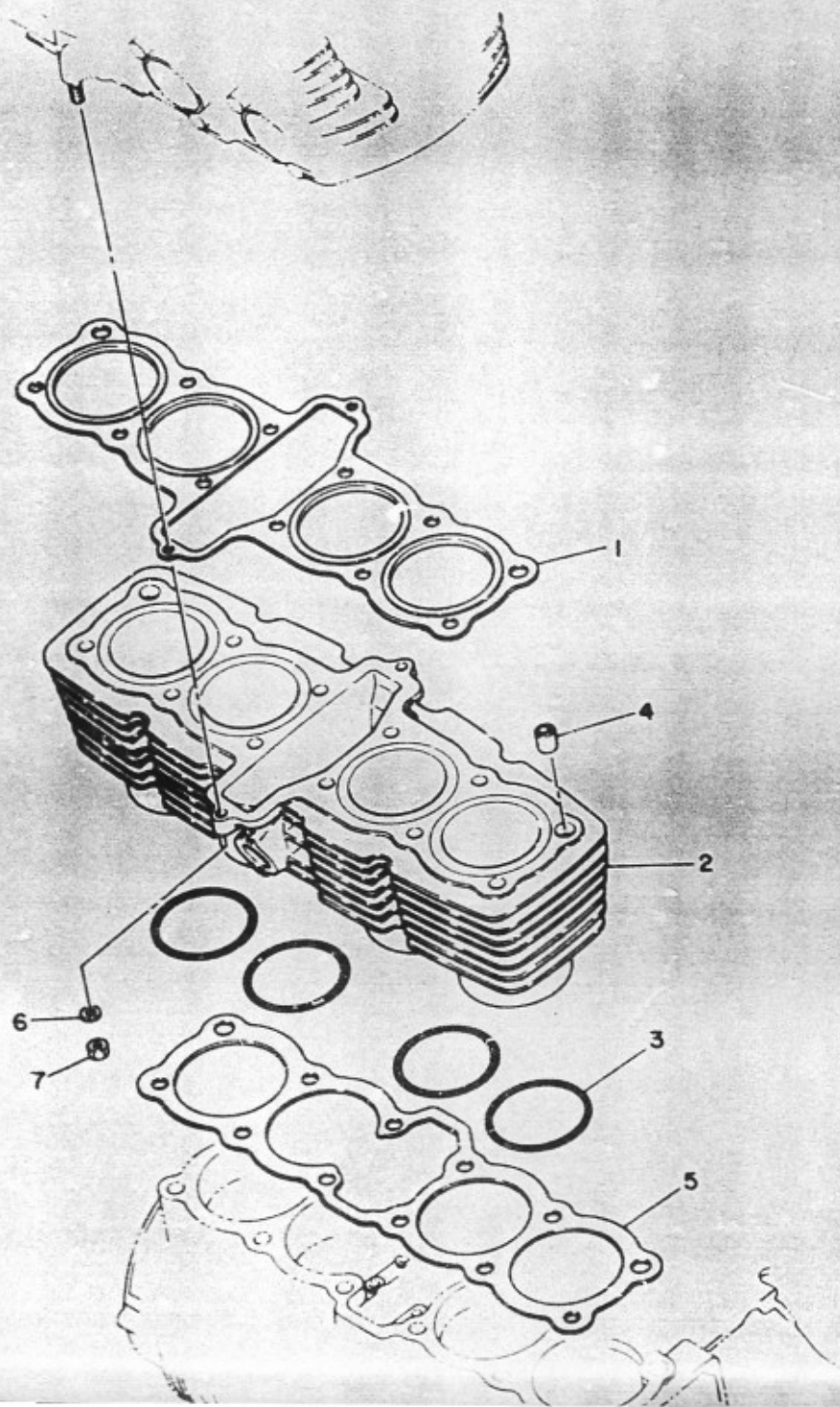
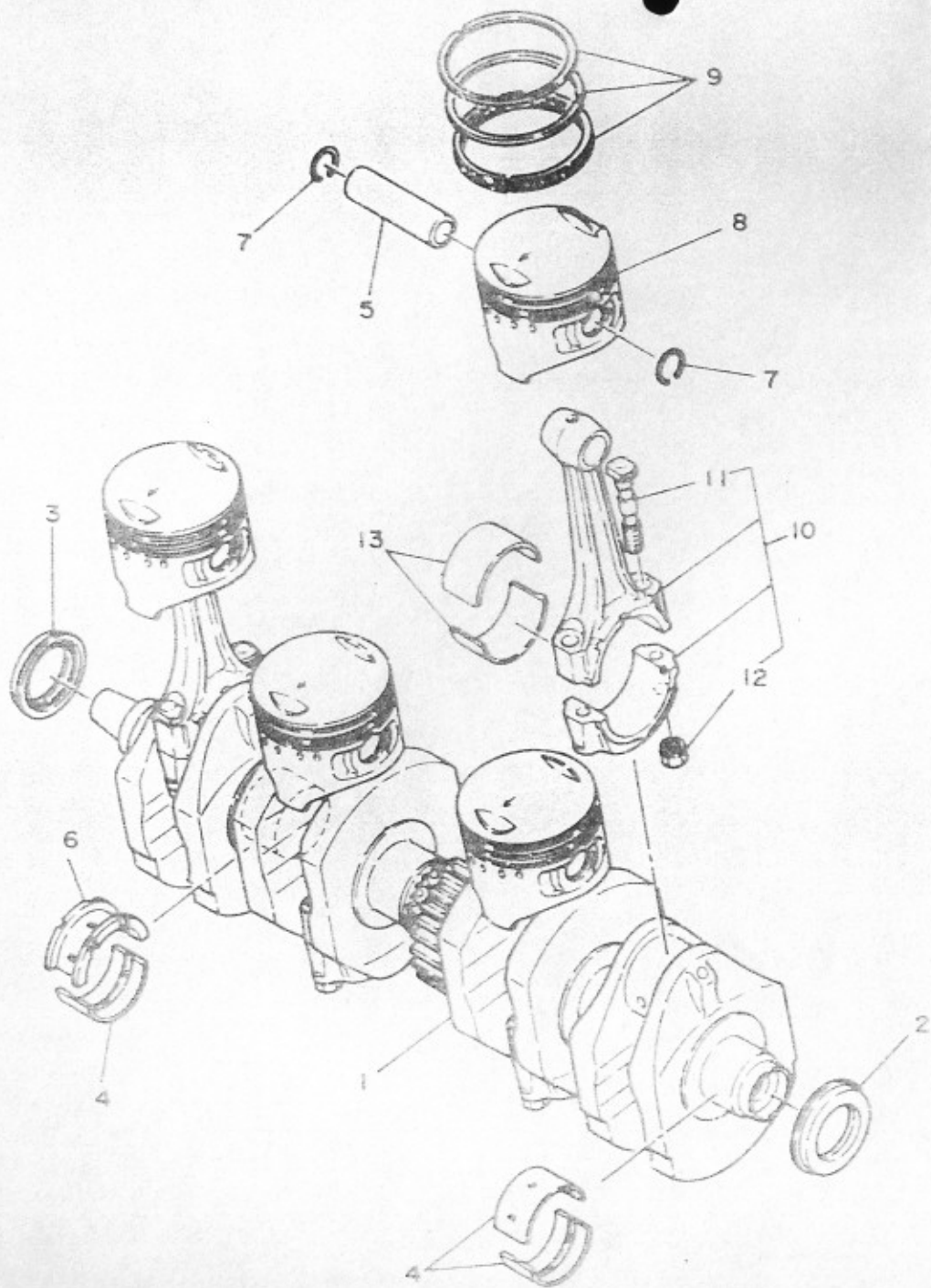


FIG. 3 CRANKSHAFT-PISTON



REF. NO.	PART NO.	DESCRIPTION	Q'TY	RE
1	2H7-11411-02	CRANKSHAFT	1	
2	93101-32087	OIL SEAL	1	
3	93101-32088	OIL SEAL	1	
4	2H7-11416-01	PLANE BEARING, crankshaft 1	9	UR bl
	2H7-11416-11	PLANE BEARING, crankshaft 1	9	UR bl
	2H7-11416-21	PLANE BEARING, crankshaft 1	9	UR br
	2H7-11416-31	PLANE BEARING, crankshaft 1	9	UR Er
	2H7-11416-41	PLANE BEARING, crankshaft 1	9	UR ye
5	2H7-11633-01	PIN, Piston	4	
6	2H7-11417-01	PLANE BEARING, crankshaft 2	1	UR bl
	2H7-11417-11	PLANE BEARING, crankshaft 2	1	UR bl
	2H7-11417-21	PLANE BEARING, crankshaft 2	1	UR br
	2H7-11417-31	PLANE BEARING, crankshaft 2	1	UR Er
	2H7-11417-41	PLANE BEARING, crankshaft 2	1	UR ye
7	90468-12069	CLIP	8	
8	2H9-11631-01-45	PISTON (STD)	4	UR
	2H9-11631-01-46	PISTON (STD)	4	UR
	2H9-11635-00	PISTON (1ST O/S 0.25MM)	4	AP
	2H9-11636-00	PISTON (2ND O/S 0.50MM)	4	AP
	2H9-11637-00	PISTON (3RD O/S 0.75MM)	4	AP
	2H9-11638-00	PISTON (4TH O/S 1.00MM)	4	AP
9	3J2-11610-00	PISTON RING SET (STD)	4	AP
	3J2-11610-10	PISTON RING SET (1ST O/S)	4	AP
	3J2-11610-20	PISTON RING SET (2ND O/S)	4	AP
	3J2-11610-30	PISTON RING SET (3RD O/S)	4	AP
	3J2-11610-40	PISTON RING SET (4TH O/S)	4	AP
10	1J7-11650-01	CONNECTING ROD ASSY	4	
11	1J7-11654-00	BOLT, connecting rod	2	

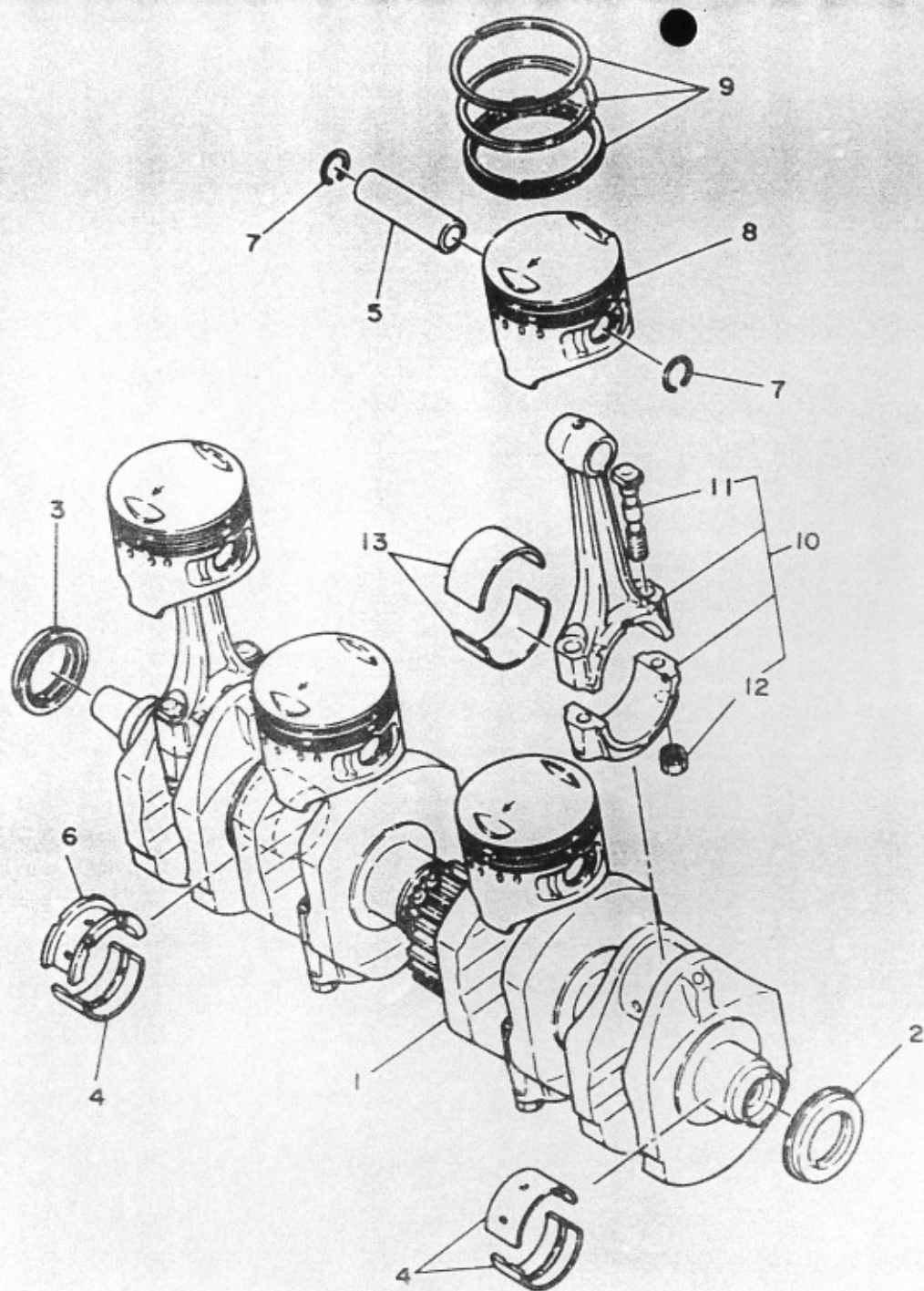


FIG. 3 CRANKSHAFT BEARING SELECTION

REF. NO.	PART NO.	DESCRIPTION	Q'TY	REMARKS
12	90170-09192	NUT	2	
13	2F3-11656-00	PLANE BEARING, connecting rod	8	UR blue
	2F3-11656-10	PLANE BEARING, connecting rod	8	UR black
	2F3-11656-20	PLANE BEARING, connecting rod	8	UR brown
	2F3-11656-30	PLANE BEARING, connecting rod	8	UR green
	2F3-11656-40	PLANE BEARING, connecting rod	8	UR yellow

CONNECTING ROD BEARING SELECTION

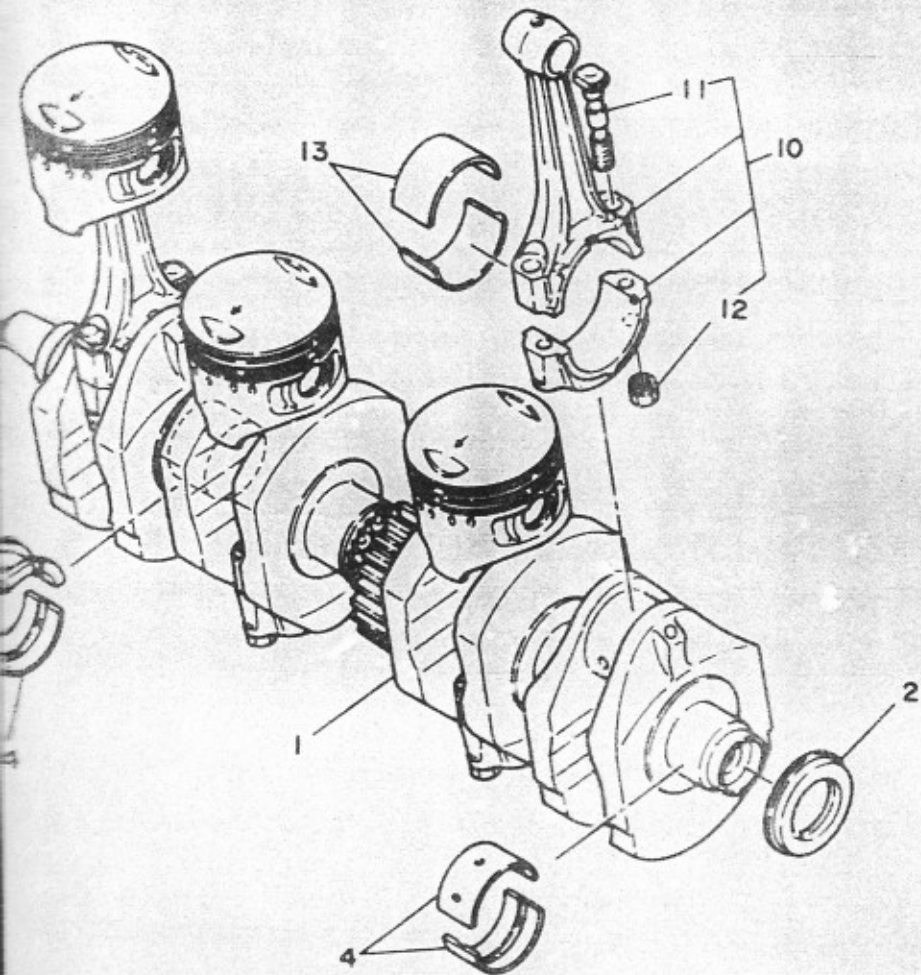
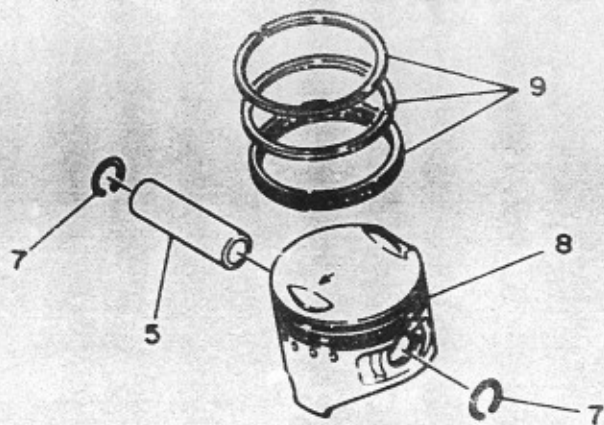
Housing No. - Shaft No. - Bearing No.

	Center thickness T	Housing diameter	No.	Shaft diameter	No.	Oil clearance
BEARING 1 (BLUE)	1.5 +0.001 -0.003	45.5φ +0.024 +0.016	4	42.5φ 0 -0.008	1	0.042
BEARING 2 (BLACK)	1.5 -0.003 -0.007	45.5φ +0.016 +0.008	5	42.5φ -0.009 -0.016	2	0.042
BEARING 3 (BROWN)	1.5 -0.007 -0.011	45.5φ +0.008 0	6	42.5φ -0.017 -0.024	3	0.042
BEARING 4 (GREEN)	1.5 -0.011 -0.015					0.042
BEARING 5 (YELLOW)	1.5 -0.015 -0.019					0.042

CRANKSHAFT BEARING SELECTION

Housing No. - Shaft No. - Bearing No.

	Center thickness T	Housing diameter	No.	Shaft diameter	No.	Oil clearance
BEARING 1 (BLUE)	1.5 +0.006 +0.002	39φ +0.024 +0.016	4	36φ 0 -0.008	1	0.035
BEARING 2 (BLACK)	1.5 +0.002 -0.002	39φ +0.016 +0.008	5	36φ -0.009 -0.016	2	0.035
BEARING 3 (BROWN)	1.5 -0.002 -0.006	39φ +0.008 0	6	36φ -0.017 -0.024	3	0.035
BEARING 4 (GREEN)	1.5 -0.006 -0.010					0.035
BEARING 5 (YELLOW)	1.5 -0.010 -0.014					0.035



REF. NO.	PART NO.	DESCRIPTION	Q'TY	REMARKS
12	90170-09192	.NUT	2	
13	2F3-11656-00	PLANE BEARING, connecting rod	8	UR blue
	2F3-11656-10	PLANE BEARING, connecting rod	8	UR black
	2F3-11656-20	PLANE BEARING, connecting rod	8	UR brown
	2F3-11656-30	PLANE BEARING, connecting rod	8	UR green
	2F3-11656-40	PLANE BEARING, connecting rod	8	UR yellow

CONNECTING ROD BEARING SELECTION

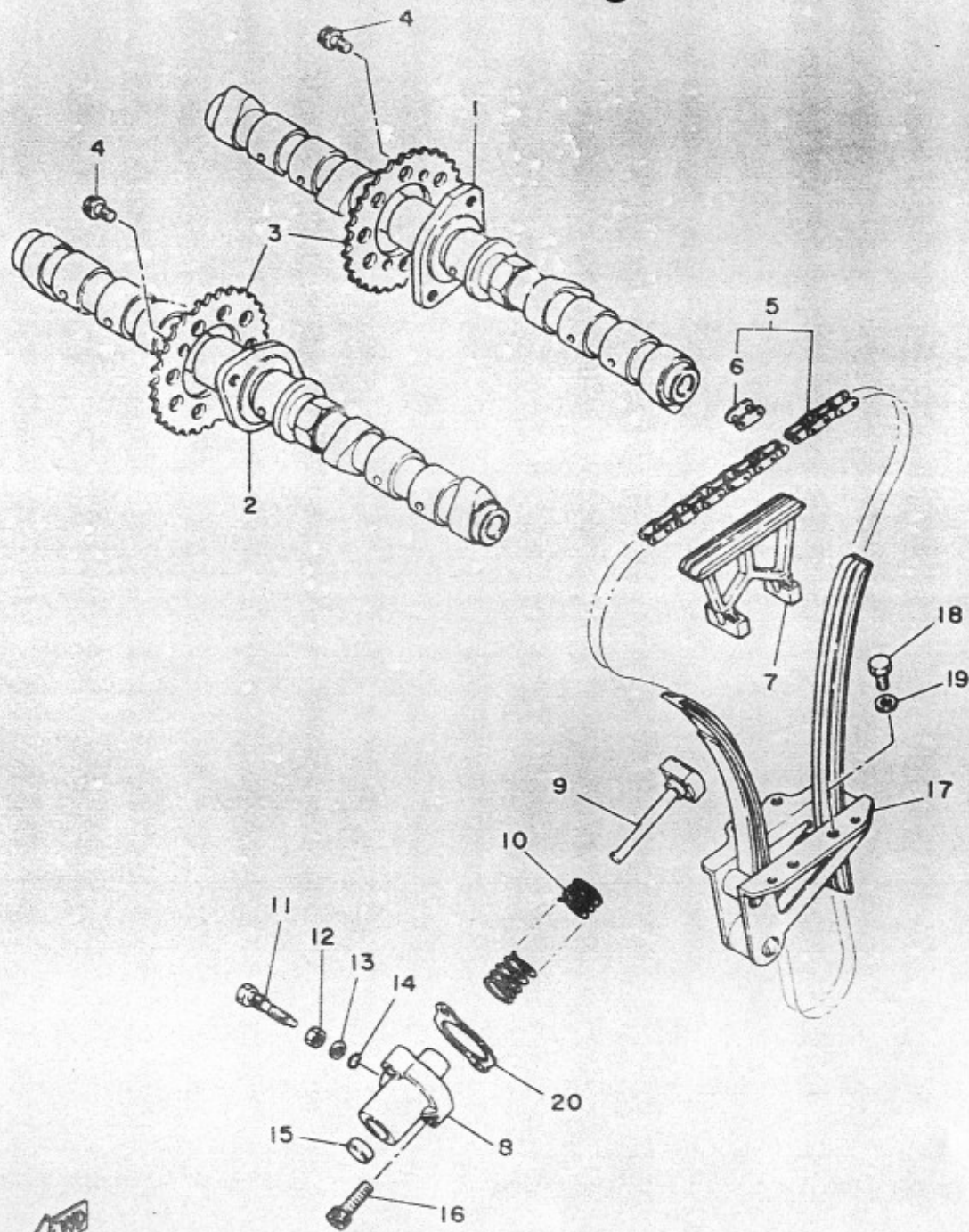
Housing No. - Shaft No. = Bearing No.

	Center thickness T	Housing diameter	No.	Shaft diameter	No.	Oil clearance
		45.5φ +0.024 +0.016	4	42.5φ 0 -0.008	1	0.042 - 0.064
BEARING 1 (BLUE)	1.5 +0.001 -0.003	45.5φ +0.016 +0.008	5	42.5φ -0.009 -0.016	2	0.042 - 0.064
BEARING 2 (BLACK)	1.5 -0.003 -0.007	45.5φ +0.008 0	6	42.5φ -0.017 -0.024	3	0.042 - 0.064
BEARING 3 (BROWN)	1.5 -0.007 -0.011					0.042 - 0.064
BEARING 4 (GREEN)	1.5 -0.011 -0.015					0.042 - 0.064
BEARING 5 (YELLOW)	1.5 -0.015 -0.019					0.042 - 0.064

CRANKSHAFT BEARING SELECTION

Housing No. - Shaft No. = Bearing No.

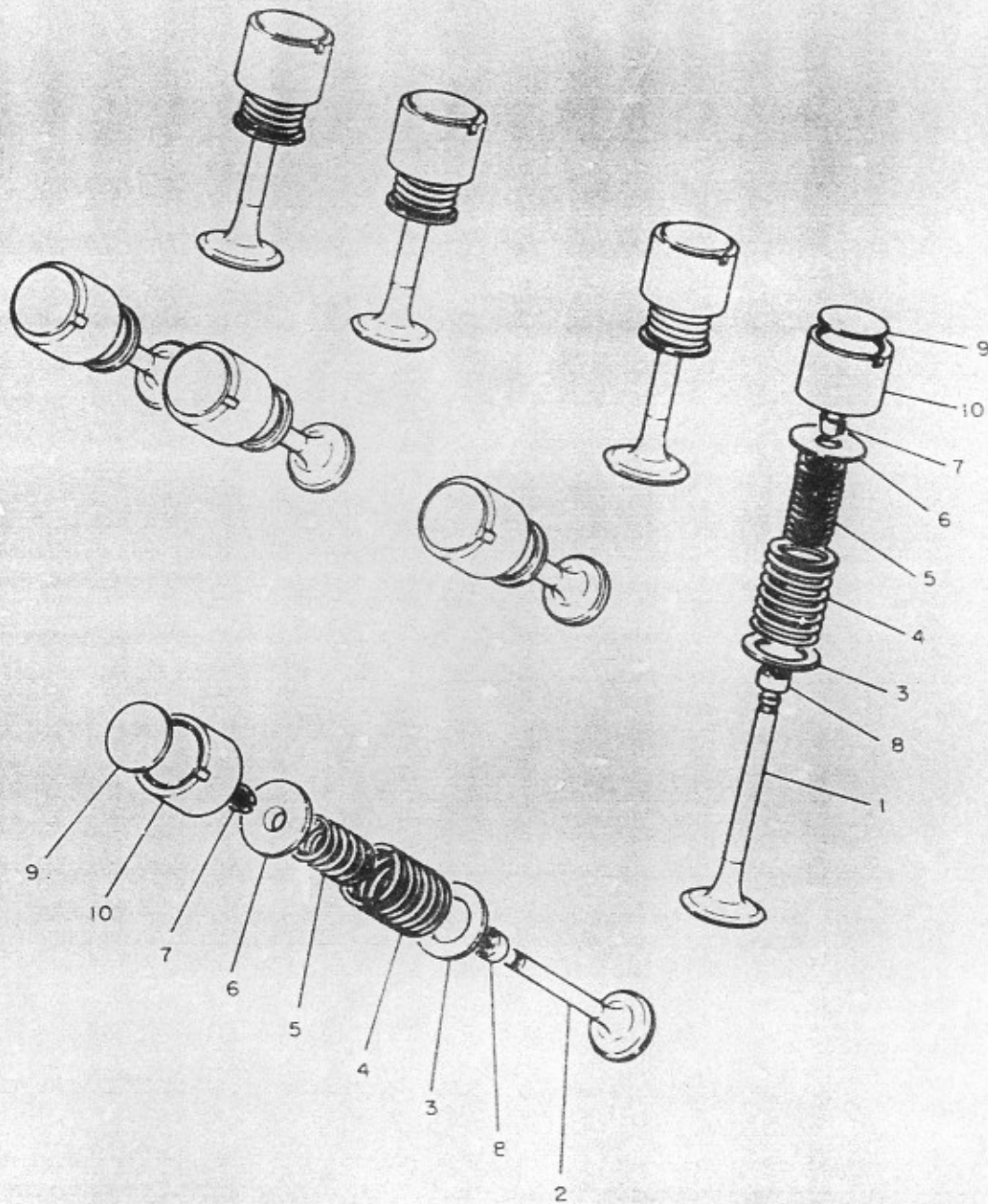
	Center thickness T	Housing diameter	No.	Shaft diameter	No.	Oil clearance
		39φ +0.024 +0.016	4	36φ 0 -0.008	1	0.035 - 0.059
BEARING 1 (BLUE)	1.5 +0.006 +0.002	39φ +0.016 +0.008	5	36φ -0.009 -0.016	2	0.035 - 0.059
BEARING 2 (BLACK)	1.5 +0.002 -0.002	39φ +0.008 0	6	36φ -0.017 -0.024	3	0.035 - 0.059
BEARING 3 (BROWN)	1.5 -0.002 -0.006					0.035 - 0.059
BEARING 4 (GREEN)	1.5 -0.006 -0.010					0.035 - 0.059
BEARING 5 (YELLOW)	1.5 -0.010 -0.014					0.035 - 0.059



REF. NO.	PART NO.	DESCRIPTION	Q'TY
1	2H7-12171-01	CAMSHAFT 1	1
2	2H7-12181-01	CAMSHAFT 2	1
3	1L9-12175-00	SPROCKET, cam chain (34T)	2
4	90105-07087	BOLT, washer based	4
5	94500-02128	CHAIN (BF05M-128L)	1
6	94600-02001	JOINT, chain	1
7	2H7-12241-00	GUIDE, stopPer 2	1
8	2H9-12212-00	CASE, chain tensioner	1
9	2H7-12217-01	ROD, chain tensioner	1
10	90501-16493	SPRING, compression	1
11	90109-08442	BOLT	1
12	95301-0870C	NUT	1
13	92901-06600	WASHER, Plate	1
14	93210-06001	O-RING	1
15	90338-14004	PLUG	1
16	91316-06025	BOLT	2
17	2H7-12250-04	CHAIN DAMPER ASSY	1
18	97326-06020	BOLT	4
19	92906-06600	WASHER, Plate	4
20	2H7-12213-00	GASKET, tensioner case	1

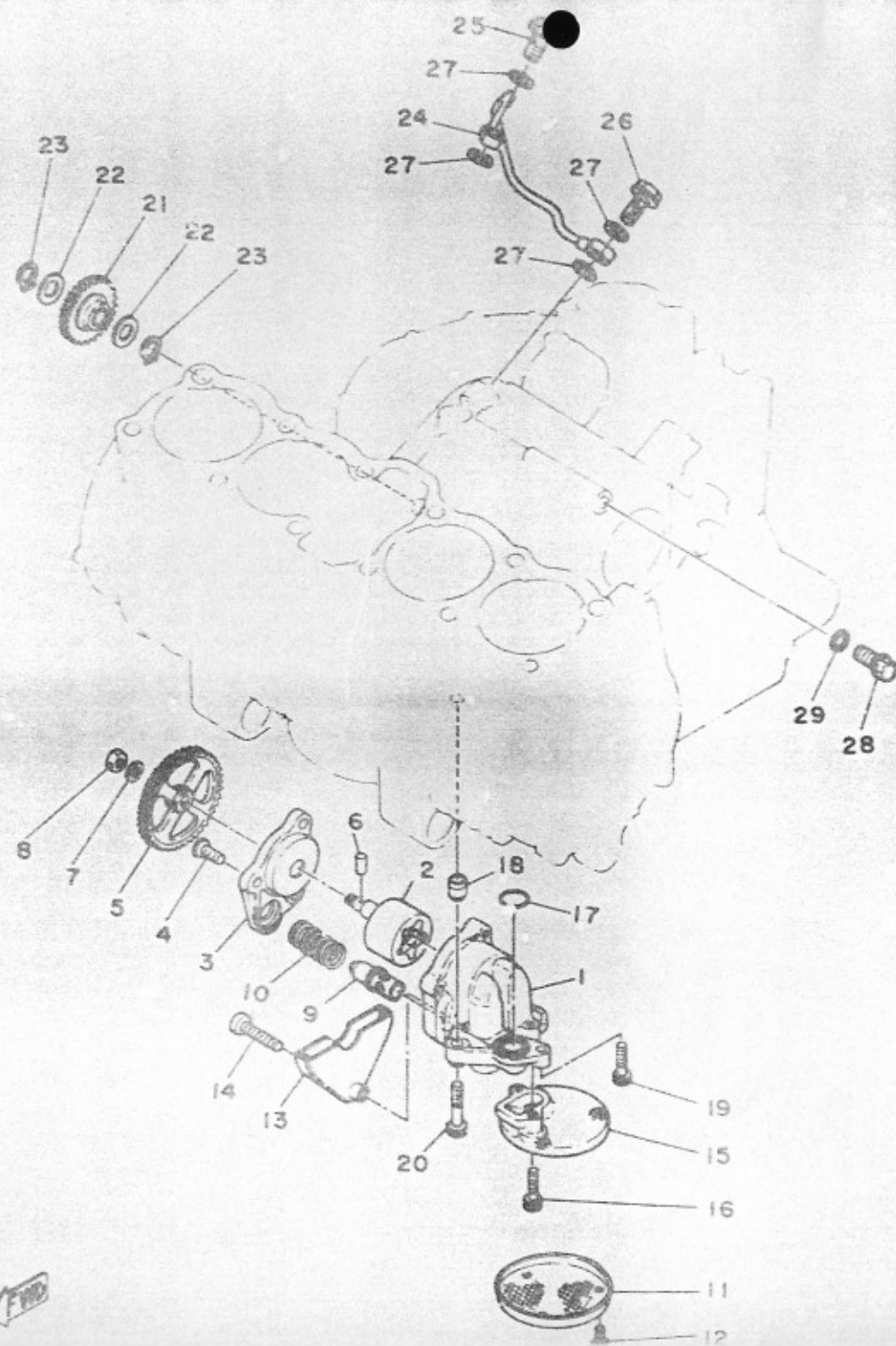


FIG. 5 VALVE



REF. NO.	PART NO.	DESCRIPTION	Q'TY
1	1J7-12111-00	VALVE, intake	4
2	1J7-12121-00	VALVE, exhaust	4
3	1J7-12116-00	SEAT, valve spring	8
4	90501-39414	SPRING, compression	8
5	90501-28415	SPRING, compression	8
6	2F3-12117-00	RETAINER, valve spring	8
7	1J7-12118-00	COTTER, valve	16
8	1J7-12119-01	SEAL, valve stem	8
9	1J7-12169-01	PAD, adjusting (2.00)	8 UR
	1J7-12169-11	PAD, adjusting (2.15)	8 UR
	1J7-12169-21	PAD, adjusting (2.20)	8 UR
	1J7-12169-31	PAD, adjusting (2.25)	8 UR
	1J7-12169-41	PAD, adjusting (2.30)	8 UR
	1J7-12169-51	PAD, adjusting (2.35)	8 UR
	1J7-12169-61	PAD, adjusting (2.40)	8 UR
	1J7-12169-71	PAD, adjusting (2.45)	8 UR
	1J7-12169-81	PAD, adjusting (2.50)	8 UR
	1J7-12169-91	PAD, adjusting (2.55)	8 UR
	1J7-12169-A1	PAD, adjusting (2.50)	8 UR
	1J7-12169-E1	PAD, adjusting (2.55)	8 UR
	1J7-12169-F1	PAD, adjusting (2.60)	8 UR
	1J7-12169-G1	PAD, adjusting (2.65)	8 UR
	1J7-12169-H1	PAD, adjusting (2.70)	8 UR
	1J7-12169-J1	PAD, adjusting (2.75)	8 UR
	1J7-12169-K1	PAD, adjusting (2.80)	8 UR
	1J7-12169-L1	PAD, adjusting (2.85)	8 UR
	1J7-12169-M1	PAD, adjusting (2.90)	8 UR
	1J7-12169-N1	PAD, adjusting (2.95)	8 UR





REF. NO.	PART NO.	DESCRIPTION	Q'TY
1	2H7-13336-00	HOUSING, rotor	1
2	2H7-13330-00	PUMP SHAFT ASSY	1
3	2H7-13316-00	COVER, Pump	1
4	90149-06126	SCREW	3
5	2H7-13325-00	GEAR, Pump driven (52T)	1
6	93603-12007	PIN, dowel	1
7	92901-06100	WASHER, spring	1
8	95303-06600	NUT	1
9	2H7-13483-00	PLUNGER, relief	1
10	90501-18499	SPRING, compression	1
11	1J7-13411-01	STRAINER, oil	1
12	98501-05012	SCREW, Pan head	3
13	2H7-13327-00	COVER, Pump gear	1
14	91318-0603E	BOLT	1
15	2H7-13412-00	HOUSING, strainer	1
16	91318-06025	BOLT	2
17	93210-18319	O-RING	1
18	91810-03014	PIN, dowel	2
19	91316-06025	BOLT	1
20	91316-06035	BOLT	2
21	2H7-13341-00	GEAR, oil Pump idle (37T)	1
22	90201-12471	WASHER, Plate	2
23	90410-12003	CIRCLIP	2
24	2H7-13161-00	PIPE, delivery 1	1
25	90401-10013	BOLT, union	1
26	90401-10004	BOLT, union	1
27	90430-10027	GASKET	4
28	90401-10051	BOLT, union	1

REF. NO.	PART NO.	DESCRIPTION	QTY	RES
----------	----------	-------------	-----	-----

29	90430-10027	GASKET	1	
----	-------------	--------	---	--

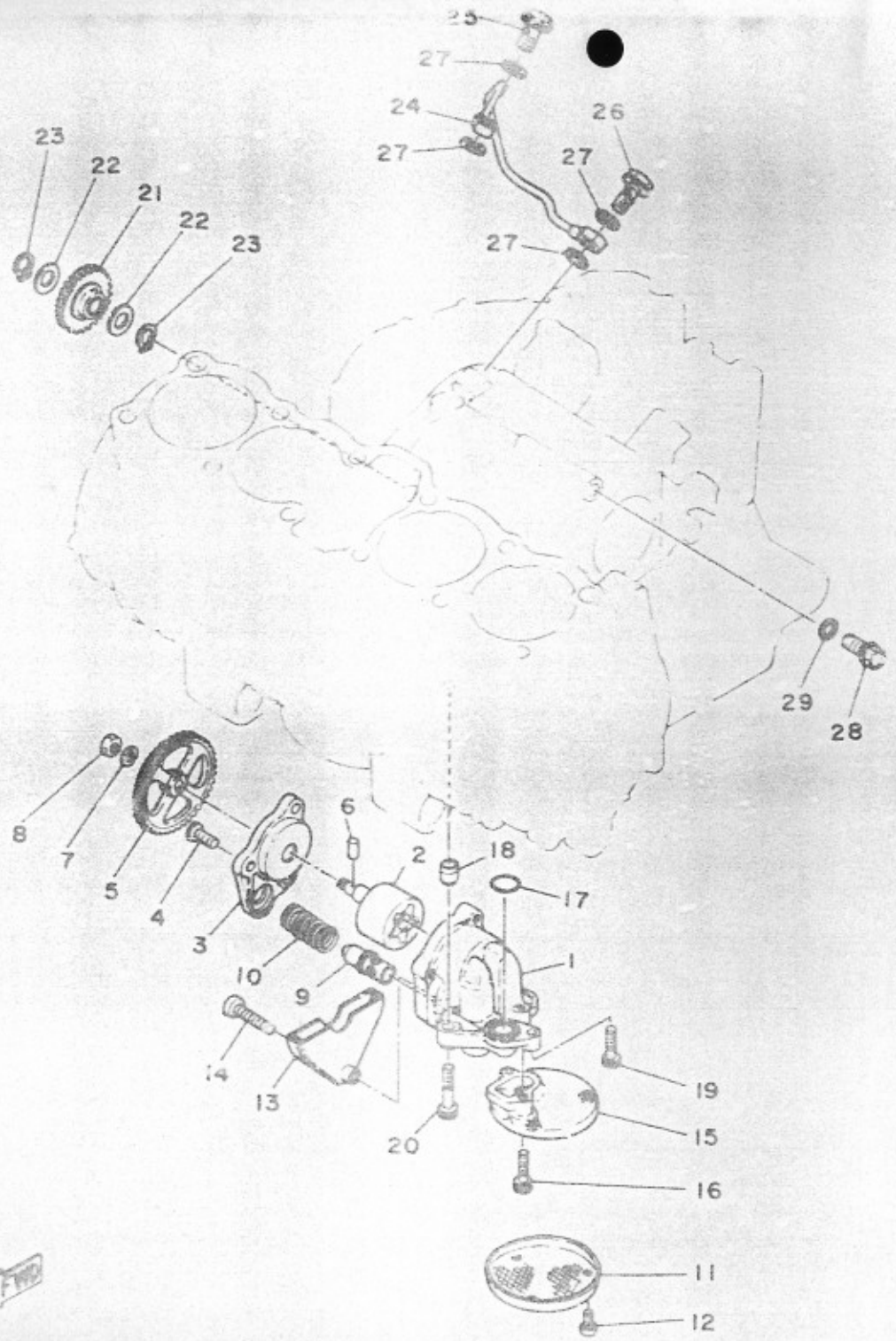
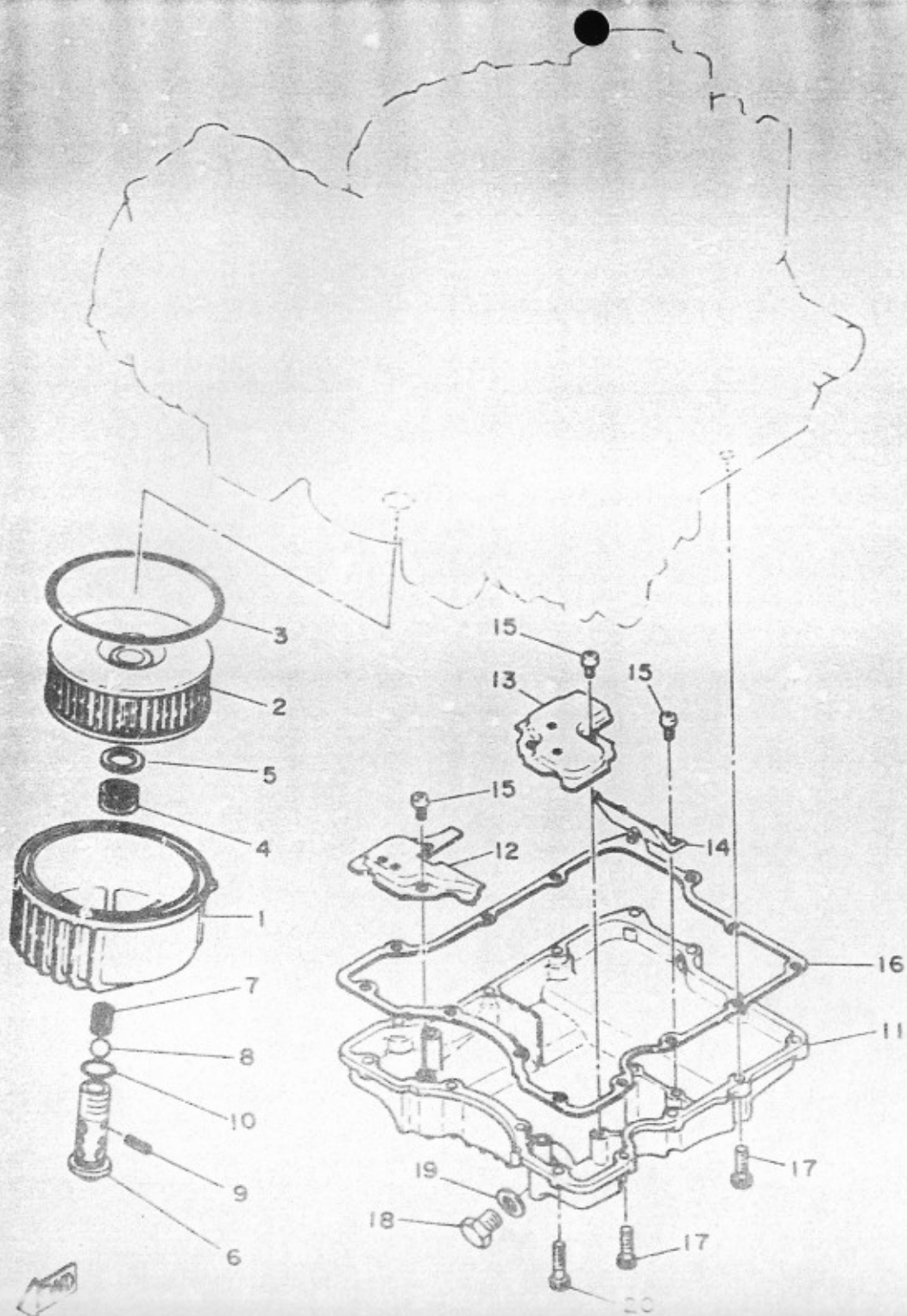
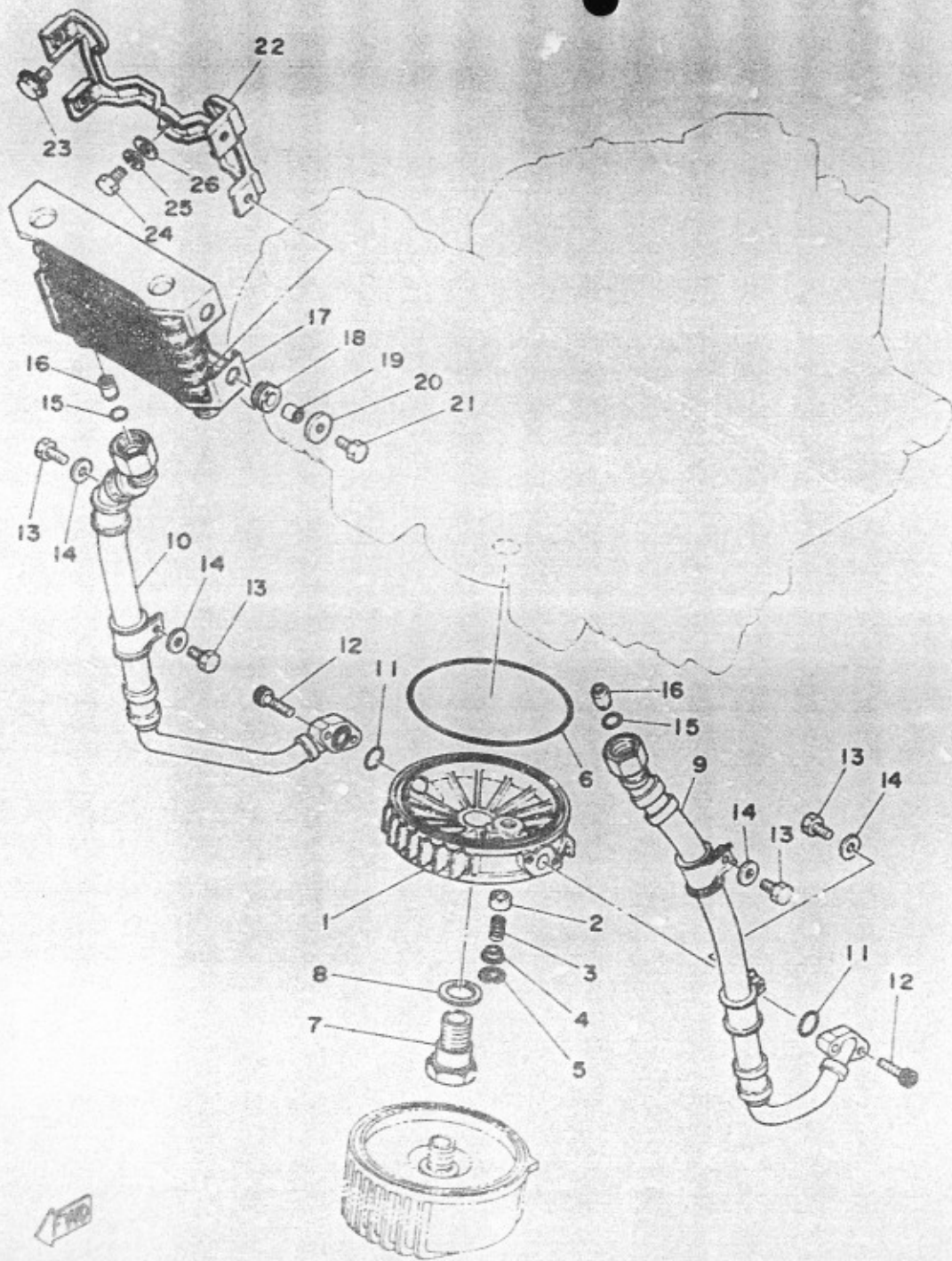


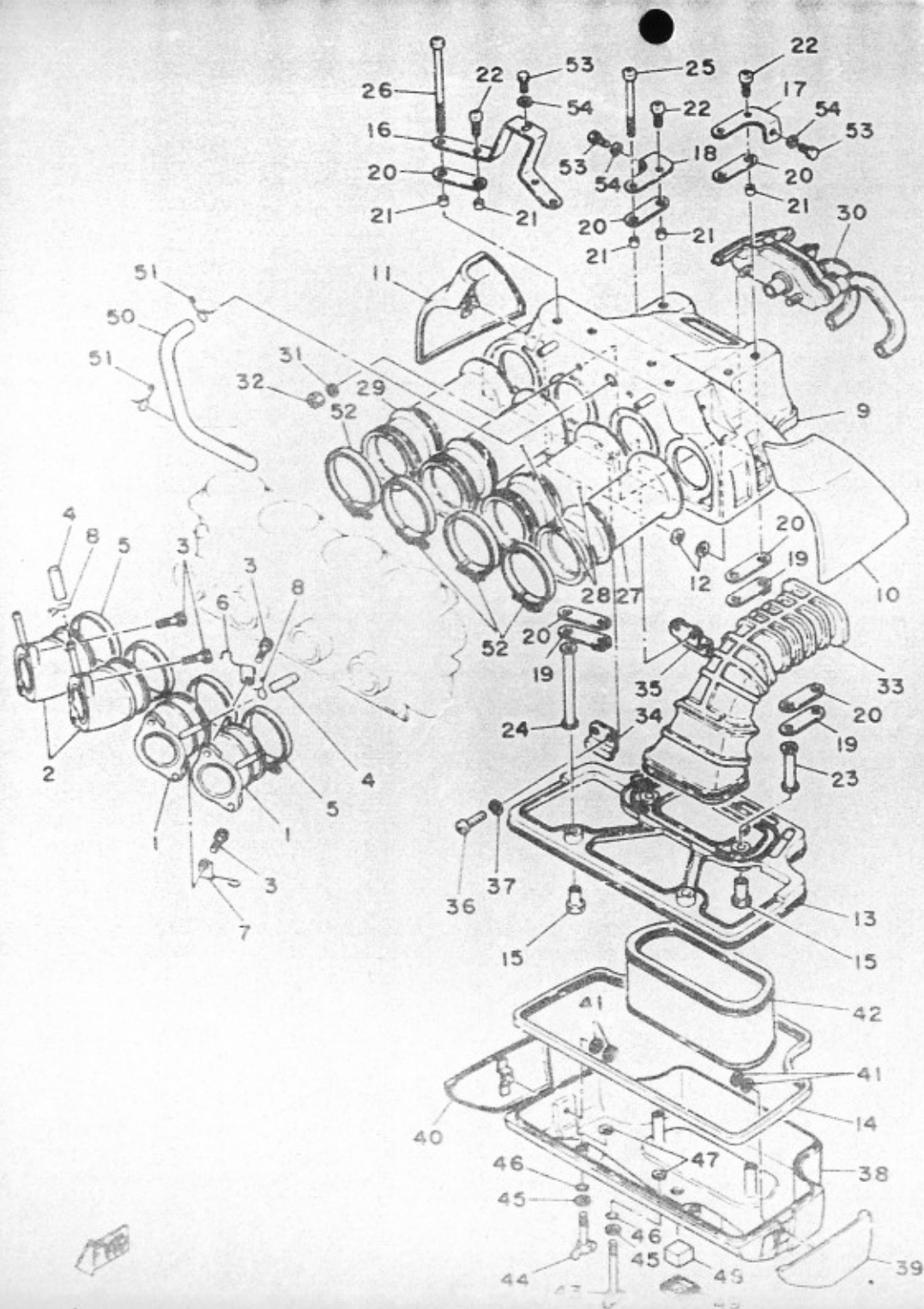
FIG. 7 OIL CLEANER



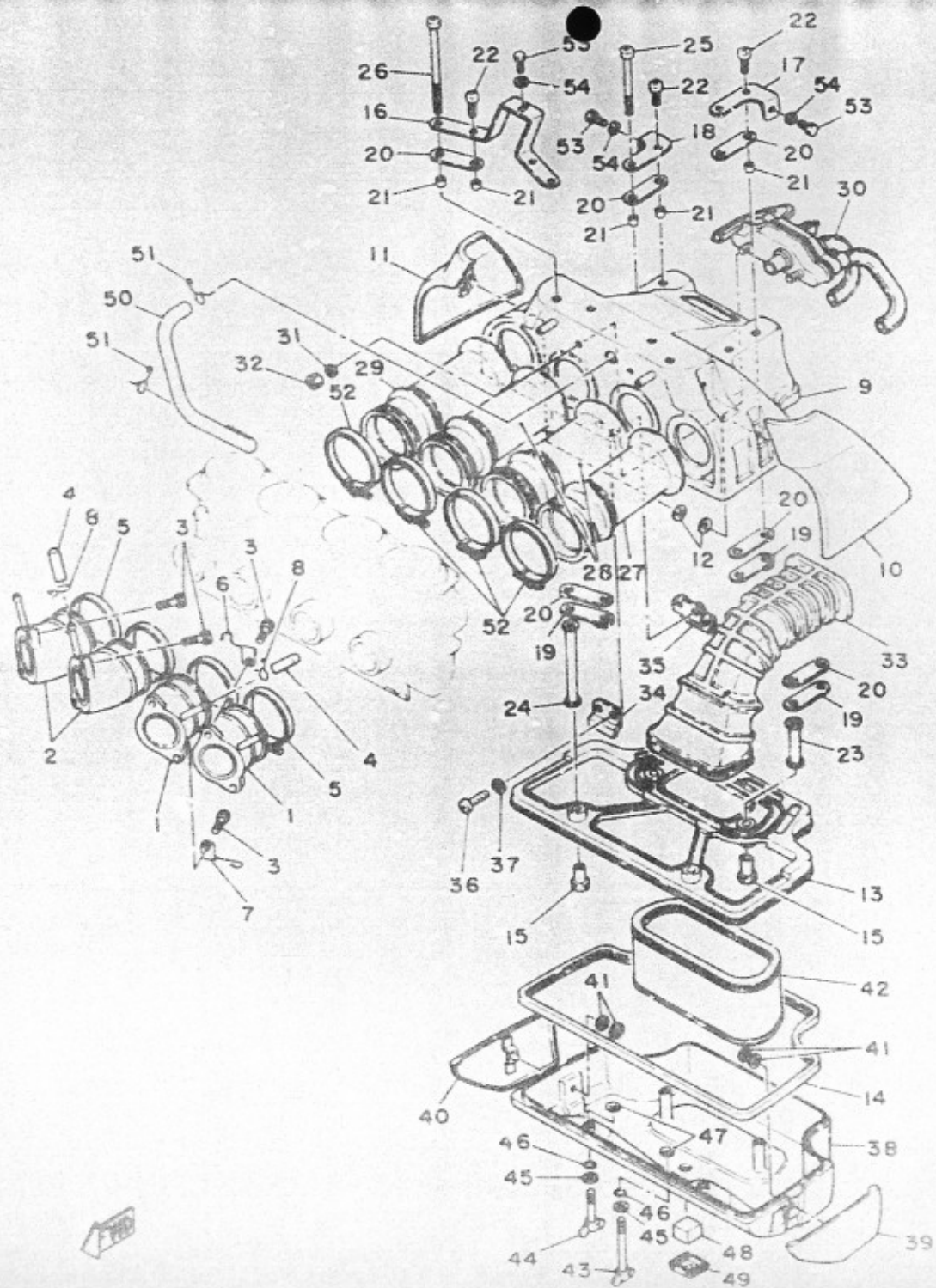
REF. NO.	PART NO.	DESCRIPTION	Q'TY	F
1	2H9-13447-00	COVER, oil element	1	
2	1J7-13440-91	ELEMENT ASSY, oil cleaner	1	
3	93211-17317	O-RING	1	
4	90501-18433	SPRING, compression	1	
5	90201-20277	WASHER, Plate	1	
6	90401-20041	BOLT, union	1	
7	90501-12413	SPRING, compression	1	
8	93501-02018	BALL	1	
9	91609-20018	PIN, spring	1	
10	93210-16314	O-RING	1	
11	2H7-13417-00	COVER, strainer	1	
12	2H7-13317-00	PLATE, baffle	1	
13	2H9-13337-00	PLATE, baffle lower	1	
14	2H7-13371-00	PLATE	1	
15	92501-06012	SCREW, Pan head	6	
16	2H7-13414-00	GASKET, strainer cover	1	
17	91316-06025	BOLT	10	
18	90340-14009	PLUG, straight screw	1	
19	214-11198-01	GASKET	1	
20	91316-06035	BOLT	4	



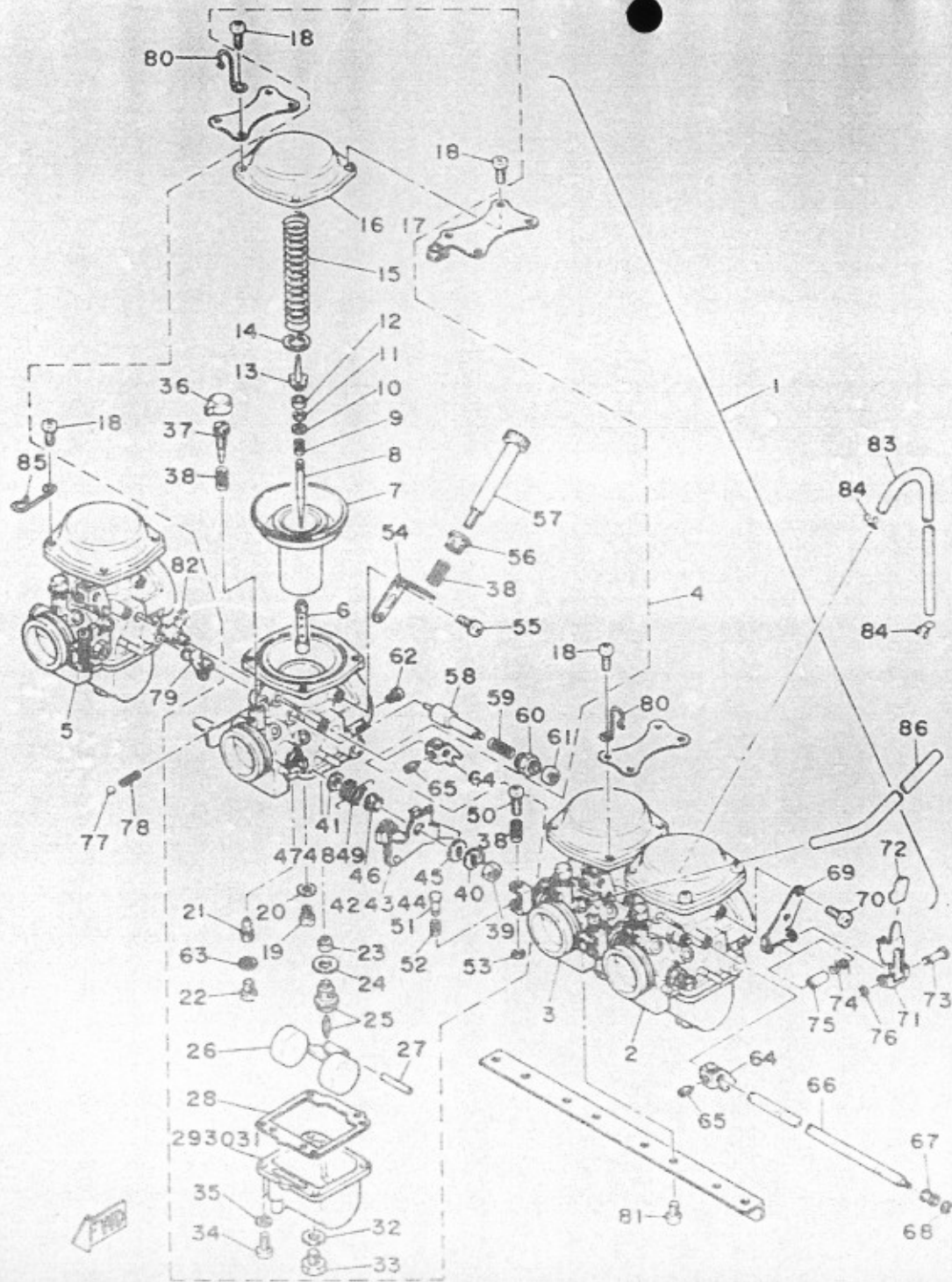
REF. NO.	PART NO.	DESCRIPTION	Q'TY
1	2H9-13461-00	PLATE, adaPtor	1
2	2H9-13493-00	PLUNGER	1
3	90501-12413	SPRING, comPression	1
4	90209-06173	WASHER	1
5	93420-17046	CIRCLIP	1
6	93211-17317	O-RING	1
7	90401-20053	BOLT, union	1
8	90201-25526	WASHER, Plate	1
9	2H9-13464-00	HOSE, oil 1	1
10	2H9-13465-00	HOSE, oil 2	1
11	93210-14369	O-RING	2
12	91316-06025	BOLT	4
13	97326-06014	BOLT	4
14	92906-06600	WASHER, Plate	4
15	93210-12152	O-RING	2
16	91810-08016	PIN, dowel	2
17	2H9-13470-00	OIL COOLEr ASSY	1
18	90480-15235	GROMMET	4
19	90387-07674	COLLAR	4
20	90209-06174	WASHER	4
21	90105-06116	BOLT, washer based	4
22	2H9-13472-00	HOLDER, oil cooler 1	1
23	95821-10014	BOLT, flange	2
24	97306-08012	BOLT	1
25	92906-08100	WASHER, sPring	1
26	92906-08600	WASHER, Plate	1



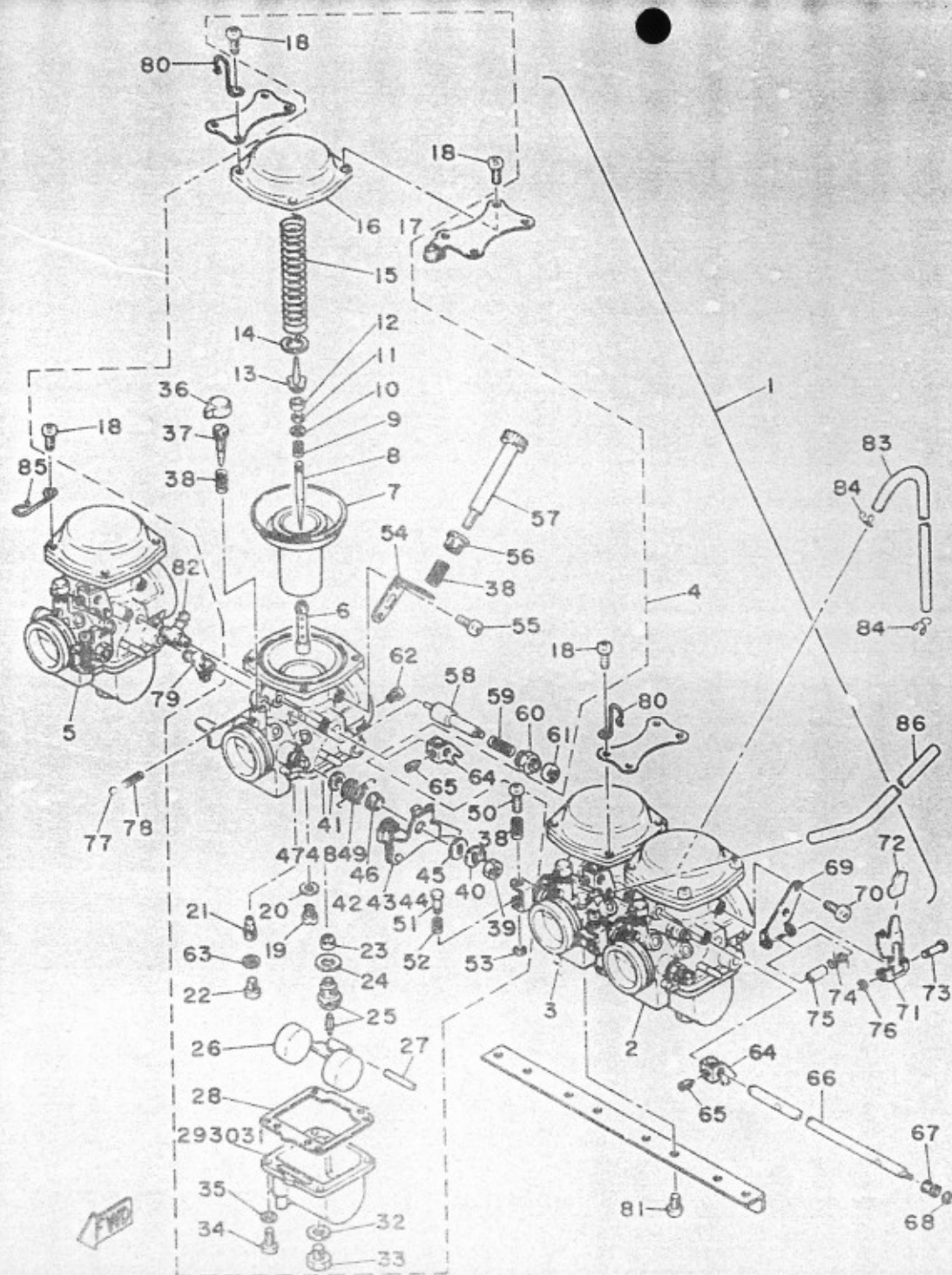
REF. NO.	PART NO.	DESCRIPTION	Q'TY	REMARKS
1	2H7-13586-00	JOINT, carburetor 1	2	
2	2H7-13596-00	JOINT, carburetor 2	2	
3	91316-06020	BOLT	8	
4	1J7-13569-00	PLUG, blind	2	
5	90460-54085	CLAMP, hose	4	
6	90462-10038	CLAMP	1	
7	90462-10039	CLAMP	1	
8	90467-11028	CLIP	2	
9	2H7-W1441-00	CASE, air cleaner 1	1	
10	2H7-1441A-00	COVER, cleaner case 1	1	
11	2H7-1441E-00	COVER, cleaner case 2	1	
12	90183-05004	NUT, spring	4	
13	2H7-1441F-00	PARTITION, air cleaner case	1	
14	2H7-14457-02	SEAL	1	
15	90179-06250	NUT	4	
16	2H7-14493-00	STAY 1	1	
17	2H7-14498-00	STAY 1	1	
18	2H7-14499-00	STAY 2	1	
19	2H7-14484-00	PLATE, cleaner case fitting	4	
20	2H7-14452-01	SEAL	8	
21	90387-060A3	COLLAR	8	
22	92501-06018	SCREW, Pan head	4	
23	2H7-14443-00	COLLAR	2	
24	2H7-14444-00	COLLAR, distance	2	
25	92502-06070	SCREW, Pan head	2	
26	92502-06110	SCREW, Pan head	2	
27	2H7-14453-00	JOINT, air cleaner 1	1	
28	2H7-14463-00	JOINT, air cleaner 2	2	



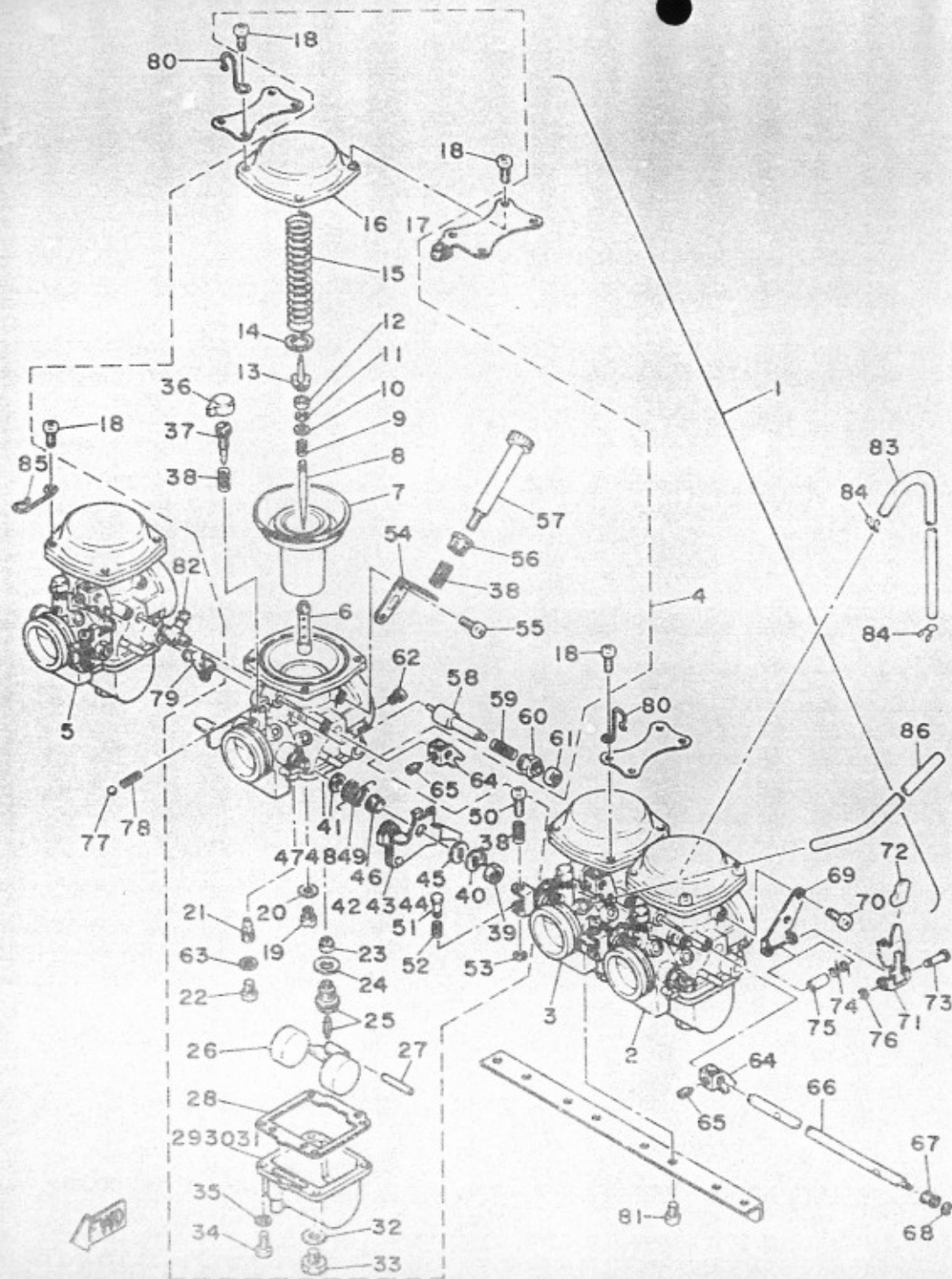
REF. NO.	PART NO.	DESCRIPTION	Q'TY
29	2H7-14454-00	JOINT	1
30	2H7-14434-01	SEPERATOR, oil	1
31	92901-05600	WASHER, Plate	2
32	95302-05700	NUT	2
33	2H7-14431-01	SILENCER, intake 1	1
34	2H7-1441G-00	BINDER 1	1
35	2H7-1441H-00	BINDER 2	1
36	98502-05015	SCREW, Pan head	2
37	92902-05100	WASHER, sPrInG	2
38	2H7-14421-01	CASE, air cleaner 2	1
39	2H7-1442A-00	COVER, cleaner case 3	1
40	2H7-1442E-00	COVER, cleaner case 4	1
41	90183-05004	NUT, sPrInG	4
42	2H9-14451-01	ELEMENT, air cleaner	1
43	90122-06013	BOLT, wing	2
44	90122-06012	BOLT, wing	2
45	90201-06059	WASHER, Plate	4
46	93210-05098	O-RING	2
47	90209-05182	WASHER	4
48	2H7-14462-10	SEAL	1
49	2H7-14422-00	CAP, cleaner case 2	1
50	2H7-11166-00	PIPE, breather 1	1
51	90467-14015	CLIP	2
52	90460-58124	CLAMP, hose	4
53	97301-06015	BOLT	3
54	92902-06600	WASHER	3



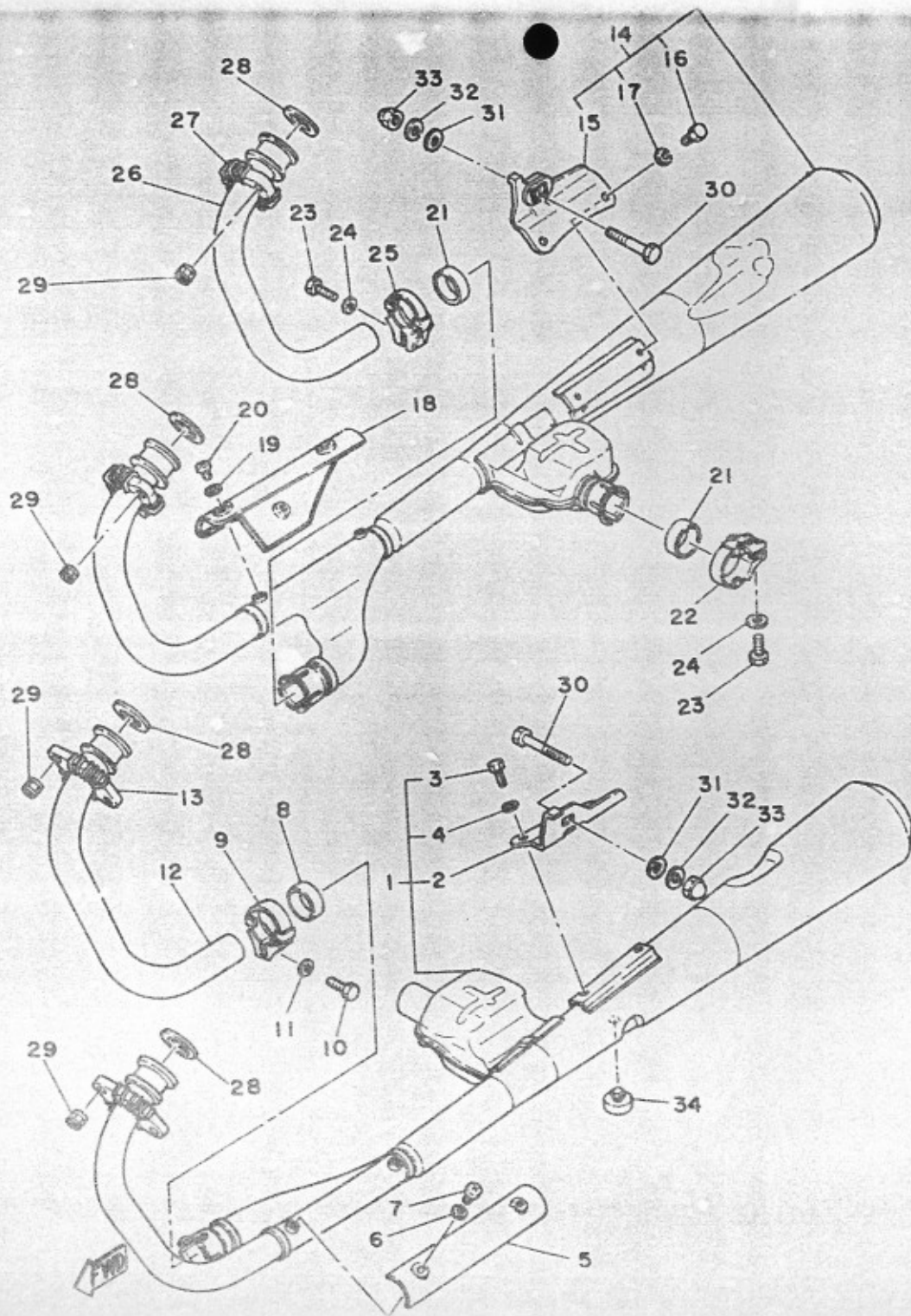
REF. NO.	PART NO.	DESCRIPTION	Q'TY	RE
1	2H9-14900-00	CARBURETOR ASSY	1	
2	2H9-14901-00	CARBURETOR ASSY 1	1	
3	2H9-14902-00	CARBURETOR ASSY 2	1	
4	2H9-14903-00	CARBURETOR ASSY 3	1	
5	2H9-14904-00	CARBURETOR ASSY 4	1	
6	2H7-14941-02	NOZZLE, main	4	
7	2F3-14940-00	DIAPHRAGM ASSY	4	
8	2H7-14116-06	NEEDLE	4	
9	2F0-14589-00	SPRING	4	
10	2F3-14952-00	WASHER	4	
11	256-14919-00	CLIP	4	
12	2F0-14918-00	RING	4	
13	2F3-14946-00	PLATE, needle fitting	4	
14	2F0-14919-00	CLIP	4	
15	2H7-14933-00	SPRING, diaPhraGm	4	
16	2H7-14958-00	COVER, diaPhraGm	2	for No
17	2A2-14958-00	COVER, diaPhraGm	2	for No
18	97801-05014	SCREW, Pan head	16	
19	620-14231-99	JET, main (#132.5)	4	UR ST
	620-14231-26	JET, main (#130.0)	4	UR
	620-14231-78	JET, main (#137.5)	4	UR
20	137-14153-00	WASHER, main Jet	4	
21	256-14142-42	JET, Pilot (#42.5)	4	
22	2F1-14991-00	SCREW	4	
23	1J7-14994-00	NET, filter	4	
24	239-14195-00	WASHER, needle valve	4	
25	1J7-14190-20	NEEDLE VALVE ASSY	4	
26	2A2-14985-00	FLOAT	4	



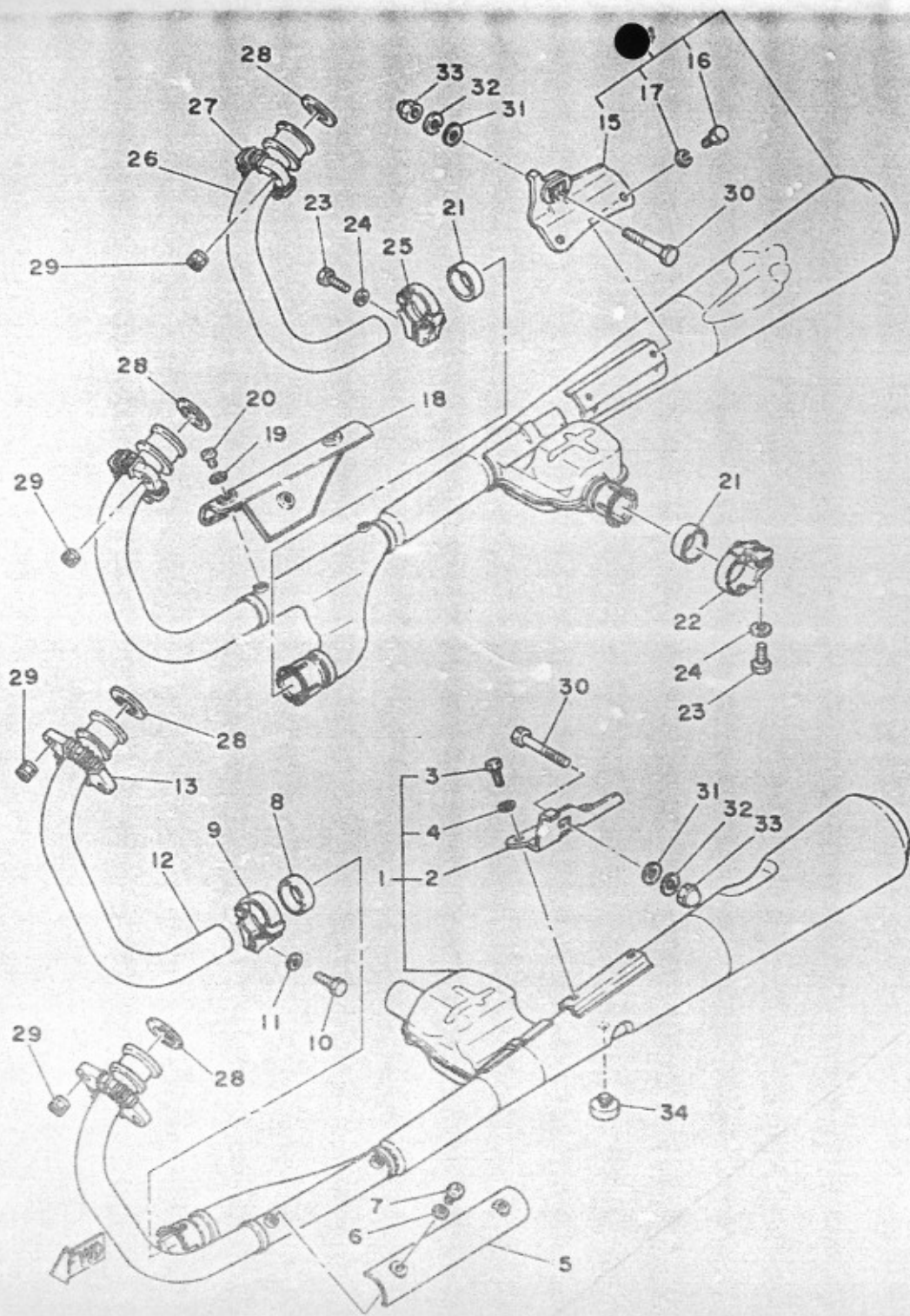
REF. NO.	PART NO.	DESCRIPTION	Q'TY	RE
27	537-14186-00	..PIN, float	4	
28	2A2-14984-01	..GASKET, float chamber	4	
29	2G2-14981-32	..BODY, float chamber	1	for M
30	2A2-14981-32	..BODY, float chamber	2	for M
31	2H7-14981-32	..BODY, float chamber	1	for M
32	1L9-14952-00	..WASHER	4	
33	1A8-14991-00	..SCREW	4	
34	98501-05016	..SCREW, Pan head	16	
35	92901-05100	..WASHER, spring	16	
36	8A7-14969-00	..CAP	4	
37	2A2-14923-00	..SCREW, Pilot	4	
38	256-14934-01	..SPRING, throttle stop	8	
39	98802-12200	..NUT	4	
40	256-14953-00	..WASHER	4	
41	2A2-14997-00	..SEAL	4	
42	2H7-14964-00	..LEVER, throttle 2	1	
43	2H7-14913-01	..LEVER, throttle	1	
44	2H7-14963-00	..LEVER, throttle 4	1	
45	306-14970-00	..COLLAR	2	
46	2H7-14918-00	..RING	1	
47	2H9-14931-00	..SPRING, throttle lever	2	
48	2H7-14931-00	..SPRING, throttle lever	1	
49	2H7-14932-00	..SPRING, throttle 2	1	
50	256-14922-01	..SCREW, throttle	3	
51	2H7-14992-00	..ROD	3	
52	584-14934-00	..SPRING, throttle stop	3	
53	2H7-14937-00	..CLIP	3	
54	2F3-14243-00	..BRACKET, throttle adjusting	1	



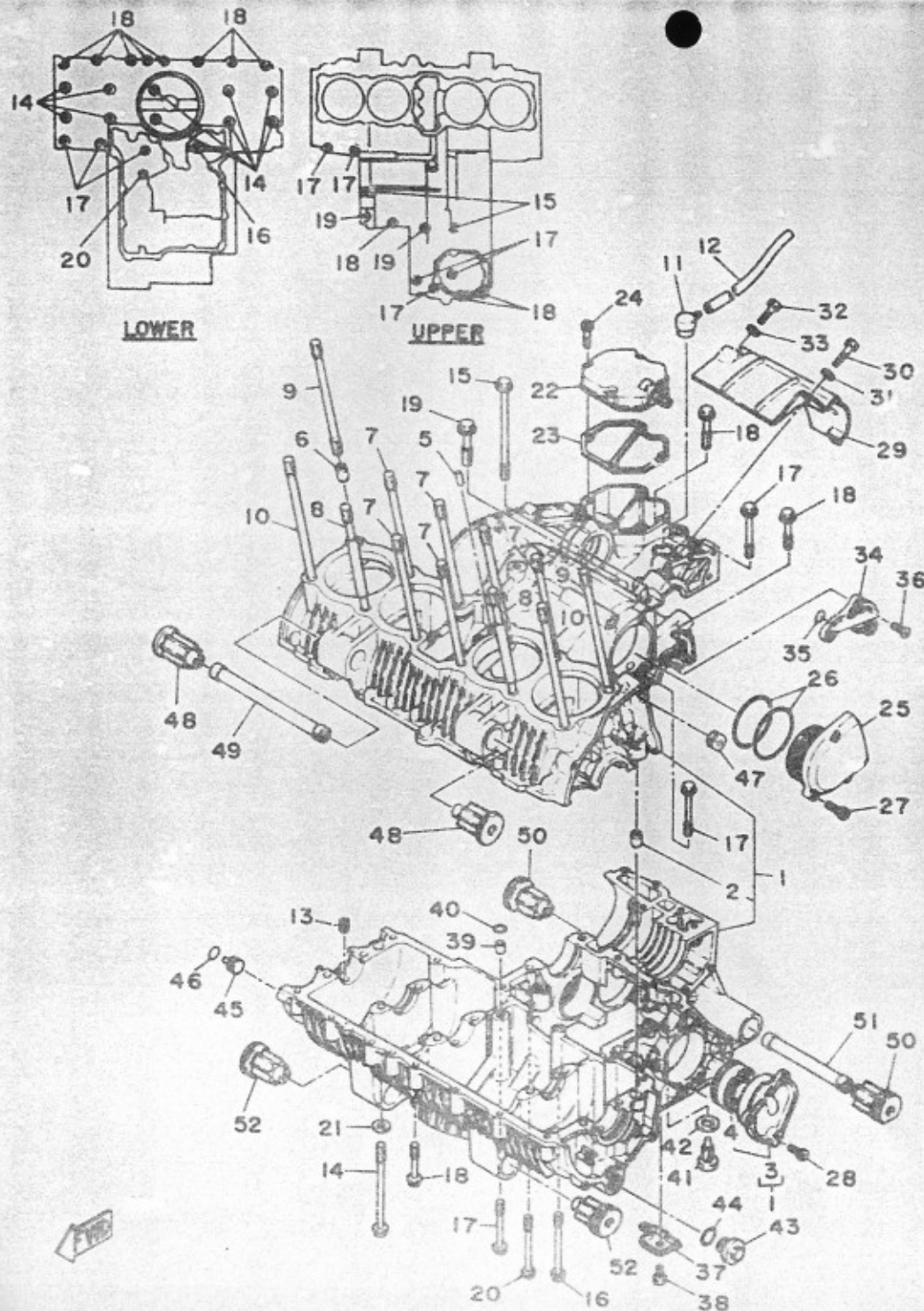
REF. NO.	PART NO.	DESCRIPTION	Q'TY	RE
55	97801-04008	••SCREW, Pan head	2	
56	1J7-14998-00	••BUSH	1	
57	2H7-14922-00	••SCREW, throttle	1	
58	2A2-14171-00	••PLUNGER, starter	4	
59	256-14135-00	••SPRING, Plunger	4	
60	2A2-14174-00	••CAP, Plunger	4	
61	2A2-14173-00	••COVER, Plunger cap	4	
62	2A2-14172-36	••PILOT JET, air	4	
63	341-14952-00	••WASHER	4	
64	2A2-14905-00	•LEVER, starter	4	
65	2H7-14991-00	•SCREW	4	
66	2H7-14978-00	•SHAFT, starter lever	1	
67	2H7-14998-00	•BUSH	1	
68	737-14137-00	•CLIP	1	
69	2F3-14995-00	•BRACKET	1	
70	97801-04008	•SCREW, Pan head	2	
71	2F3-14975-00	•LEVER, starter 1	1	
72	2F3-14968-00	•CAP	1	
73	2F3-14386-00	•PIN, float	1	
74	2F3-14938-00	•SPRING	1	
75	2F3-14996-00	•PIPE	1	
76	2F3-14919-00	•CLIP	1	
77	93501-J8001	•BALL	2	
78	583-14589-00	•SPRING	2	
79	1J7-14888-00	•NIPPLE	2	
80	90462-13032	•CLAMP	2	
81	97801-06014	•SCREW, Pan head	9	
82	2H7-14988-00	•NIPPLE	2	



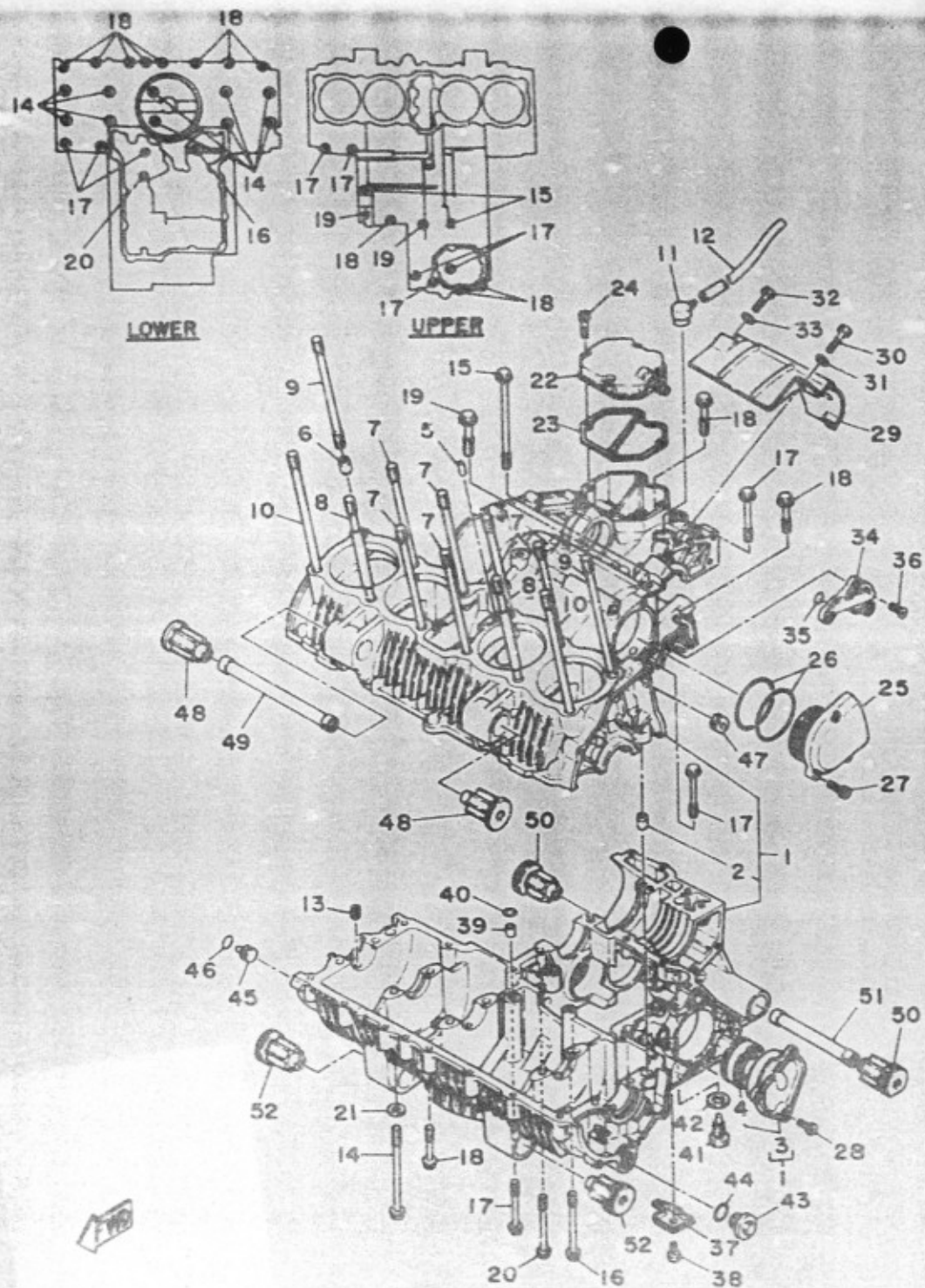
REF. NO.	PART NO.	DESCRIPTION	Q'TY
1	2H9-W1471-03	MUFFLER COMP. 1	1
2	2H7-14771-00	.STAY, muffler 1	1
3	97321-08016	.BOLT	2
4	92901-08100	.WASHER, sPrinG	2
5	2H9-14738-00	PROTECTOR, muffler 3	1
6	90201-06042	WASHER, Plate	3
7	98903-06008	SCREW, bind	3
8	1L9-14714-01	GASKET, muffler	1
9	2H9-14715-00	BAND, muffler	1
10	97311-08025	BOLT	1
11	92901-08600	WASHER, Plate	1
12	2H9-14621-02	PIPE, exhaust 2	1
13	2H7-14612-00	NUT, rinG	1
14	2H9-W1472-03	MUFFLER COMP. 2	1
15	2H7-14781-00	.STAY, muffler 2	1
16	97321-08016	.BOLT	2
17	92901-08100	.WASHER, sPrinG	2
18	2H9-14748-00	PROTECTOR, muffler 4	1
19	90201-06042	WASHER, Plate	3
20	98903-06008	SCREW, bind	3
21	1L9-14714-01	GASKET, muffler	2
22	2H9-14725-00	BAND, muffler	1
23	97311-08025	BOLT	2
24	92901-08600	WASHER, Plate	2
25	2H9-14725-00	BAND, muffler	1
26	2H9-14631-02	PIPE, exhaust 3	1
27	2H7-14612-00	NUT, rinG	1
28	341-14613-00	GASKET, exhaust Pipe	4



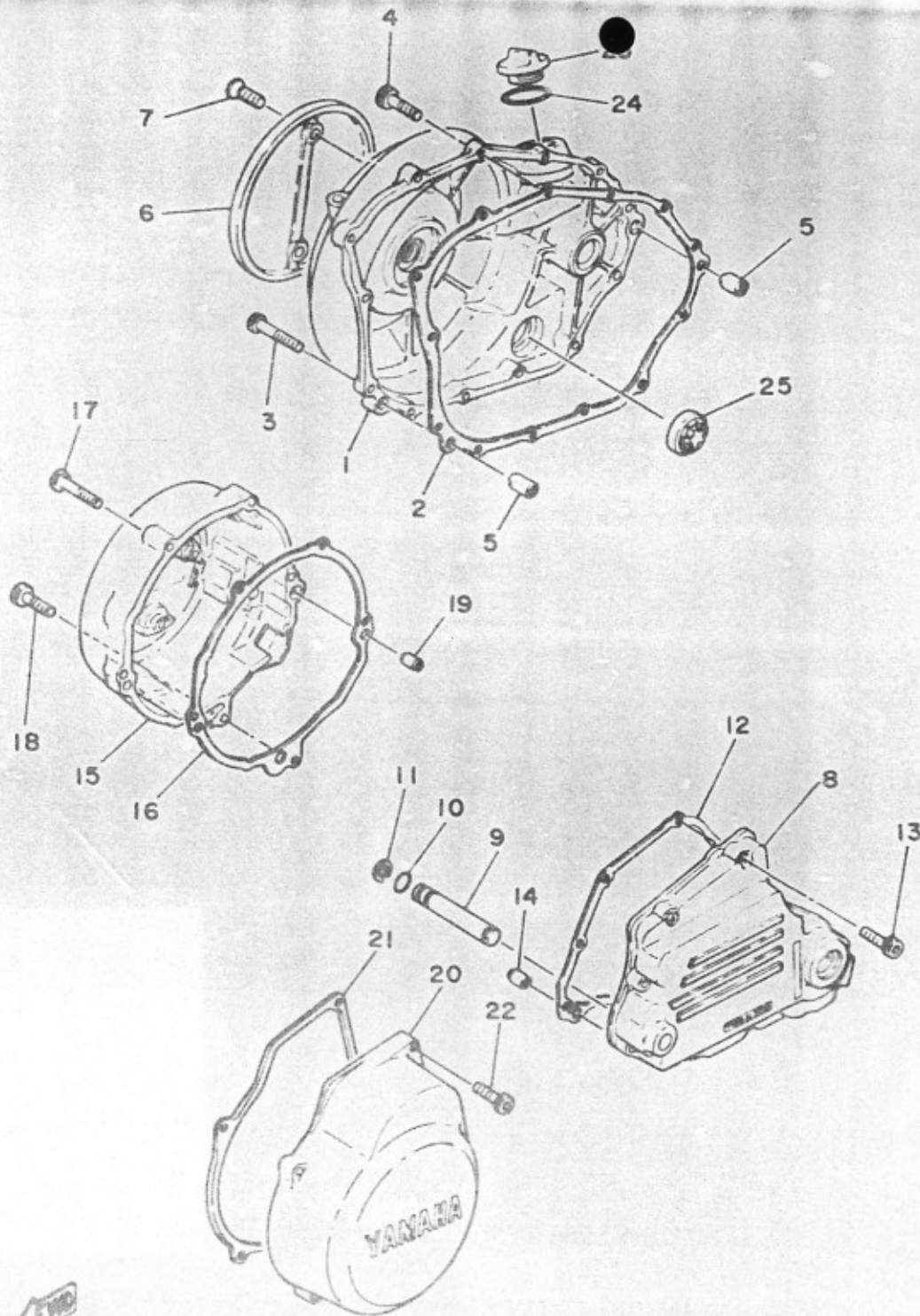
REF. NO.	PAR. NO.	DESCRIPTION	Q'TY
29	90179-08273	NUT	8
30	90101-10065	BOLT	2
31	90201-10669	WASHER, Plate	2
32	92903-10100	WASHER, sPring	2
33	90176-10009	NUT, crown	2
34	1J7-27114-00	STOPPER, main stand	1



REF. NO.	PART NO.	DESCRIPTION	Q'TY	REMARKS
1	2H9-15100-00	CRANKCASE ASSY	1	
2	91830-22016	.PIN, dowel	2	
3	2H7-W1516-00-10	.BEARING HOUSING COMP. 2	1	UR mark
	2H7-W1516-00-20	.BEARING HOUSING COMP. 2	1	UR mark
4	93304-20505	.BEARING (B4205)	1	
5	93605-14143	PIN, dowel	2	
6	91830-24016	PIN, dowel	2	
7	90116-10273	BOLT, stud	6	
8	2F3-11363-00	BOLT, cylinder holding 3	2	
9	90116-10275	BOLT, stud	2	
10	90116-10274	BOLT, stud	2	
11	2H7-17591-01	BREATHER	1	
12	90445-C7039	HOSE	1	
13	2H7-15138-00	NOZZLE	3	
14	90105-08114	BOLT, washer based	10	
15	95811-08125	BOLT, flange	2	
16	95811-06085	BOLT, flange	1	
17	95811-06065	BOLT, flange	8	
18	95811-06045	BOLT, flange	11	
19	95811-08045	BOLT, flange	2	
20	95811-08075	BOLT, flange	1	
21	90201-08366	WASHER, Plate	8	
22	2H9-11168-00	COVER, breather	1	
23	2H7-11169-00	GASKET, breather cover	1	
24	91316-06025	BOLT	4	
25	2H9-15163-00	HOUSING, bearing 1	1	
26	93210-61362	O-RING	2	
27	91316-06025	BOLT	3	

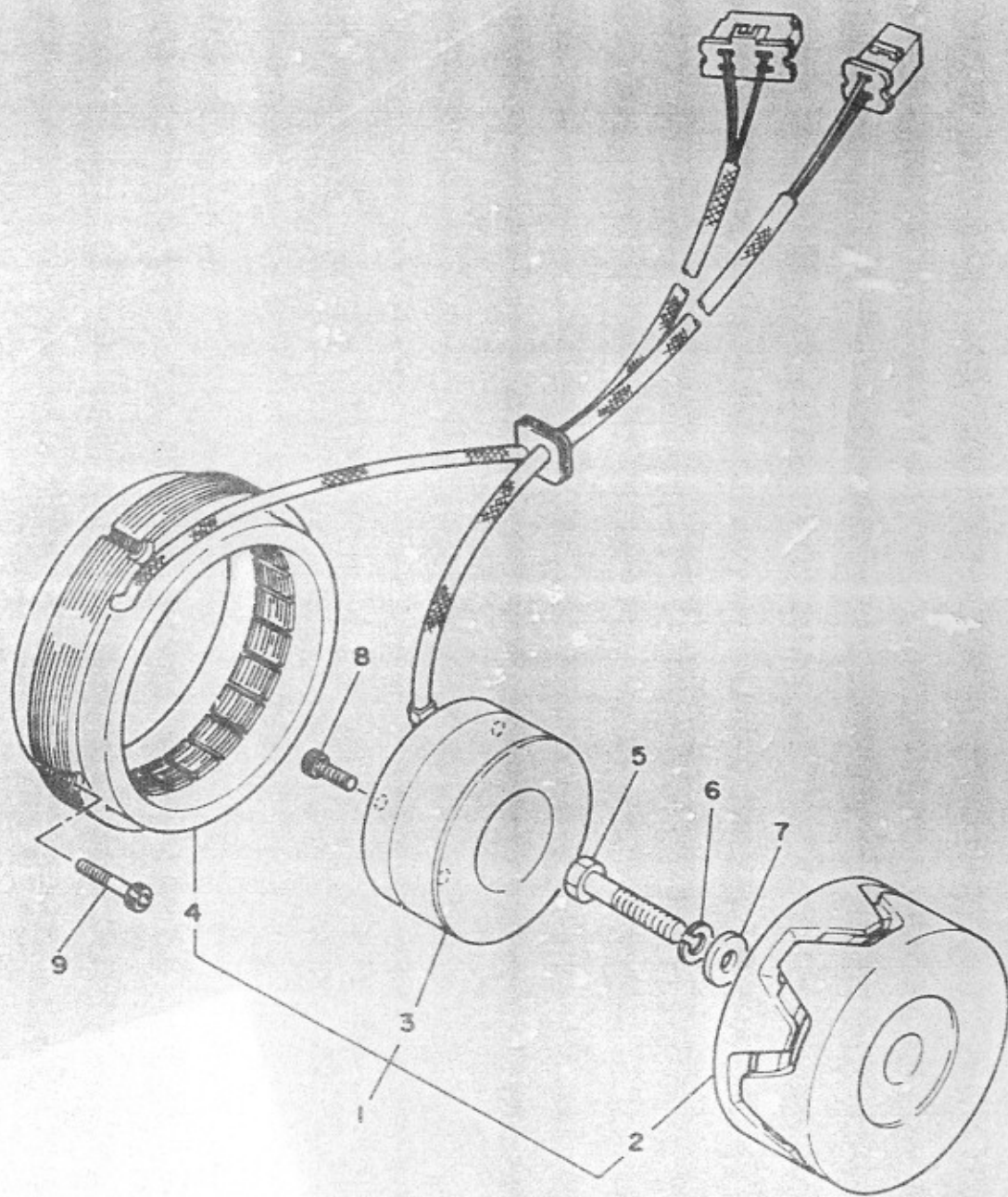


REF. NO.	PART	DESCRIPTION	Q'TY	REMARKS
28	90149-06126	SCREW	3	
29	2H9-15436-00	COVER, starting motor	1	
30	97326-06030	BOLT	2	
31	92906-06600	WASHER, Plate	2	
32	97326-06020	BOLT	1	
33	92906-06600	WASHER, Plate	1	
34	2H7-15148-00	NOZZLE 2	1	
35	93210-09350	O-RING	1	
36	90149-06126	SCREW	3	
37	2H7-15155-00	NOZZLE 3	1	
38	97301-06015	BOLT	1	
39	91810-03014	PIN, dowel	1	
40	93210-09350	O-RING	1	
41	90340-14042	PLUG, straight screw	1	
42	214-11198-01	GASKET	1	
43	90340-18050	PLUG, straight screw	1	
44	93210-18319	O-RING	1	
45	90338-13084	PLUG	1	
46	93210-13361	O-RING	1	
47	90480-11224	GROMMET	1	
48	2H7-15316-01	DAMPER, engine mount 1	2	
49	2H7-15317-00	SPACER, engine mount	1	
50	2H7-15326-01	DAMPER, engine mount 2	2	
51	2H7-15327-00	SPACER, engine mount	1	
52	2H7-15336-00	DAMPER, engine mount 3	2	



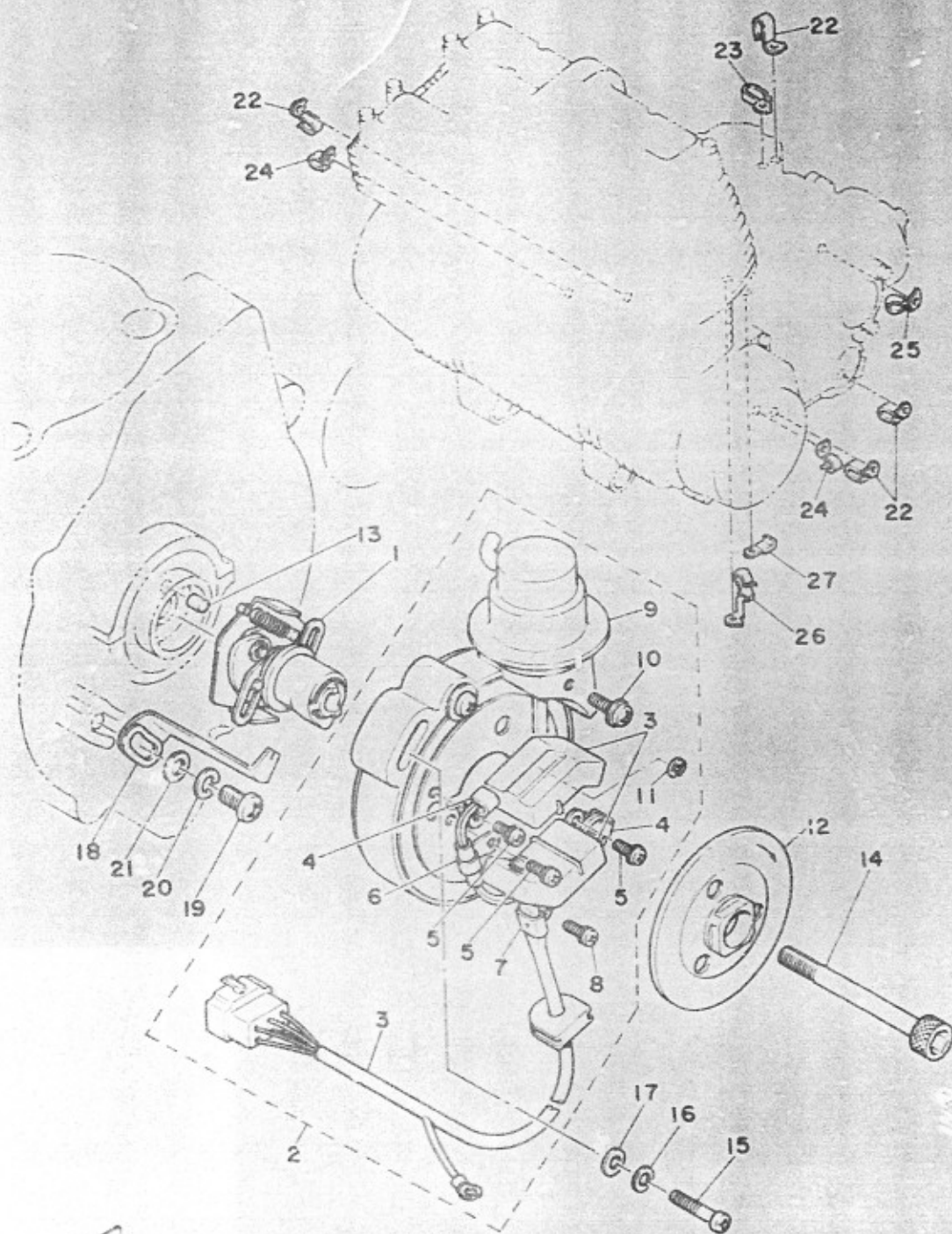
REF. NO.	PART NO.	DESCRIPTION	Q'TY
1	2H9-15431-00	COVER, crankcase 3	1
2	2H7-15451-00	GASKET, crankcase cover	1
3	91316-06035	BOLT	3
4	91316-06025	BOLT	10
5	91810-18016	PIN, dowel	2
6	2H9-15417-00	COVER, clutch	1
7	92606-06018	SCREW, oval head	2
8	2H9-15411-00	COVER, crankcase 1	1
9	2H9-18188-00	AXLE, Pawl holder	1
10	93210-09350	O-RING	1
11	93440-12066	CIRCLIP	1
12	2H7-15461-00	GASKET, crankcase cover 2	1
13	91316-06025	BOLT	9
14	91810-18016	PIN, dowel	2
15	2H9-15415-00	COVER, generator	1
16	2H7-15455-00	GASKET, generator cover	1
17	91316-06035	BOLT	3
18	91316-06025	BOLT	2
19	91810-18016	PIN, dowel	2
20	2H9-15416-00	COVER, breaker	1
21	2H7-15456-00	GASKET, breaker cover	1
22	91316-06025	BOLT	4
23	2H9-15363-00	PLUG, oil	1
24	93210-27370	O-RING	1
25	2H7-15361-00	GAUGE, level	1

FIG. 14 A.C. GENERATOR



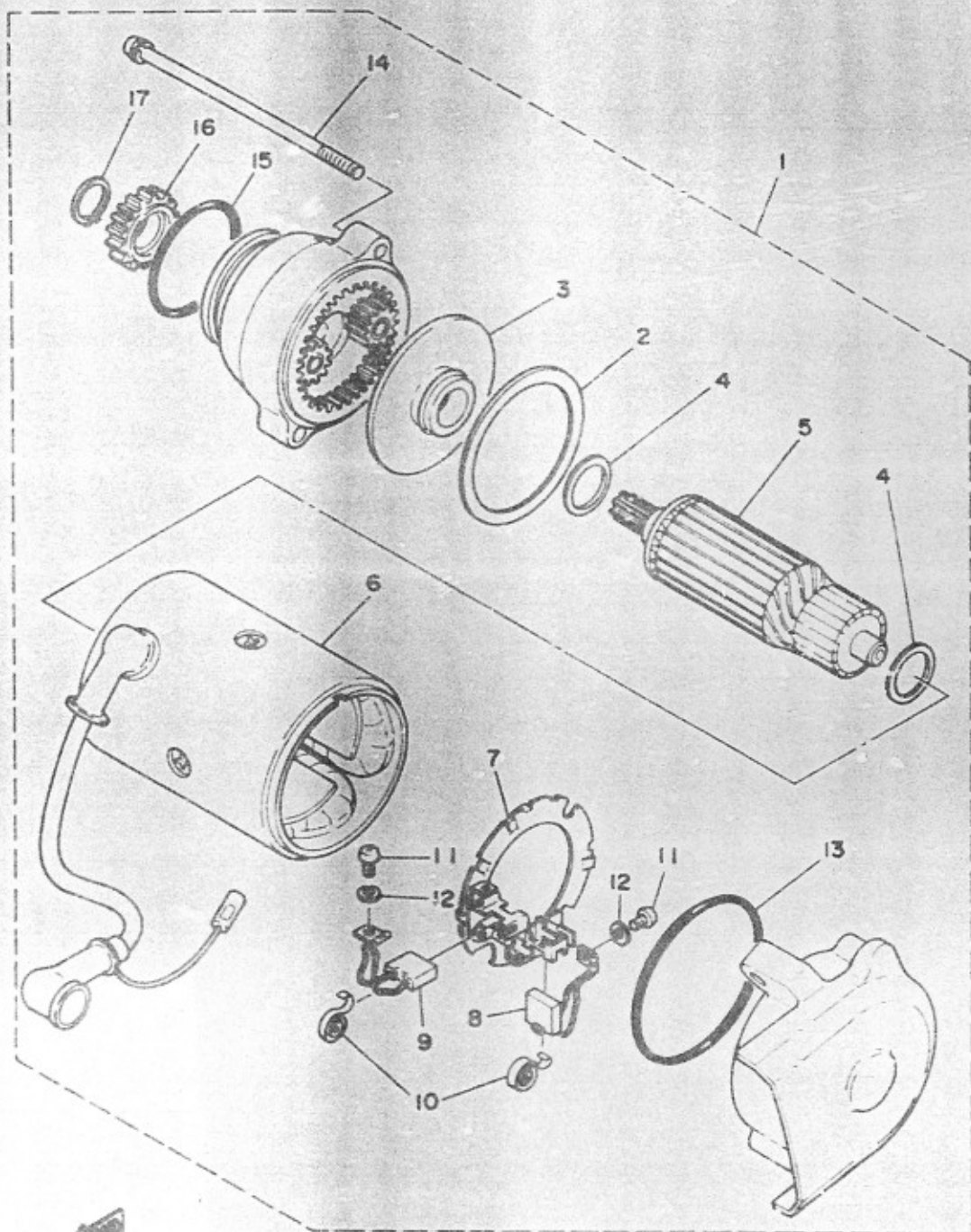
REF. NO.	PART NO.	DESCRIPTION	Q'TY
1	2H7-81600-10	A.C. GENERATOR ASSY	1
2	2H7-81650-10	•ROTOR ASSY	1
3	2H7-81660-10	•FIELD COIL ASSY	1
4	2H7-81610-10	•STATOR ASSY	1
5	90101-10188	BOLT	1
6	92901-10100	WASHER, sPring	1
7	90201-10508	WASHER, Plate	1
8	91311-06016	BOLT	3
9	91316-06030	BOLT	4

FIG. 15 PICKUP COIL GOVERNOR



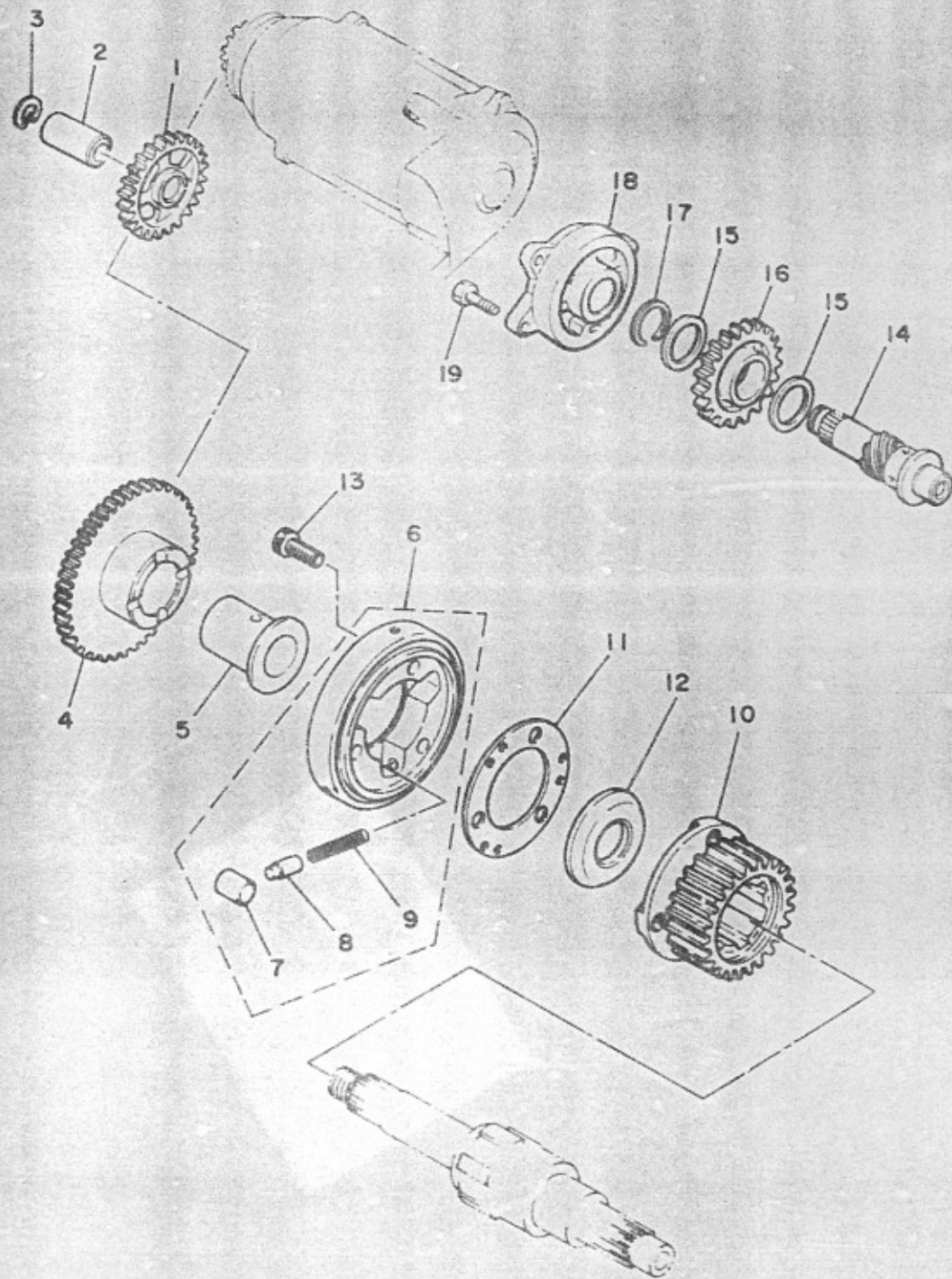
REF. NO.	PART NO.	DESCRIPTION	Q'TY	RE
1	2H7-81653-11	GOVERNOR ASSY	1	
2	2H7-81671-10	BASE, Pickup	1	
3	2H7-81676-10	•PULSER COIL ASSY	1	
4	2H7-81678-10	•CLAMP 2	2	
5	2H7-81645-10	•SCREW	4	
6	2H7-81679-10	•CLAMP 3	1	
7	2H7-81677-10	•CLAMP 1	1	
8	2H7-81646-10	•SCREW 2	1	
9	2H7-81683-10	•DIAPHRAGM ASSY	1	
10	2H7-81647-10	•SCREW 3	1	
11	2H7-81175-10	•CLIP	1	
12	2H7-81672-11	PLATE, timing 2	1	
13	93604-08071	PIN, dowel	1	
14	91316-08075	BOLT	1	
15	92501-06030	SCREW, Pan head	2	
16	92901-06100	WASHER, sPring	2	
17	90201-06052	WASHER, Plate	2	
18	2H7-81632-01	PLATE, timing	1	
19	92501-06012	SCREW, Pan head	1	
20	92901-06100	WASHER, sPring	1	
21	92901-06600	WASHER, Plate	1	
22	90465-03127	CLAMP	4	
23	90465-10123	CLAMP	1	
24	90465-08122	CLAMP	2	
25	90465-10137	CLAMP	1	
26	90465-08135	CLAMP	1	
27	90465-08136	CLAMP	1	

FIG. 16 STARTING MOTOR



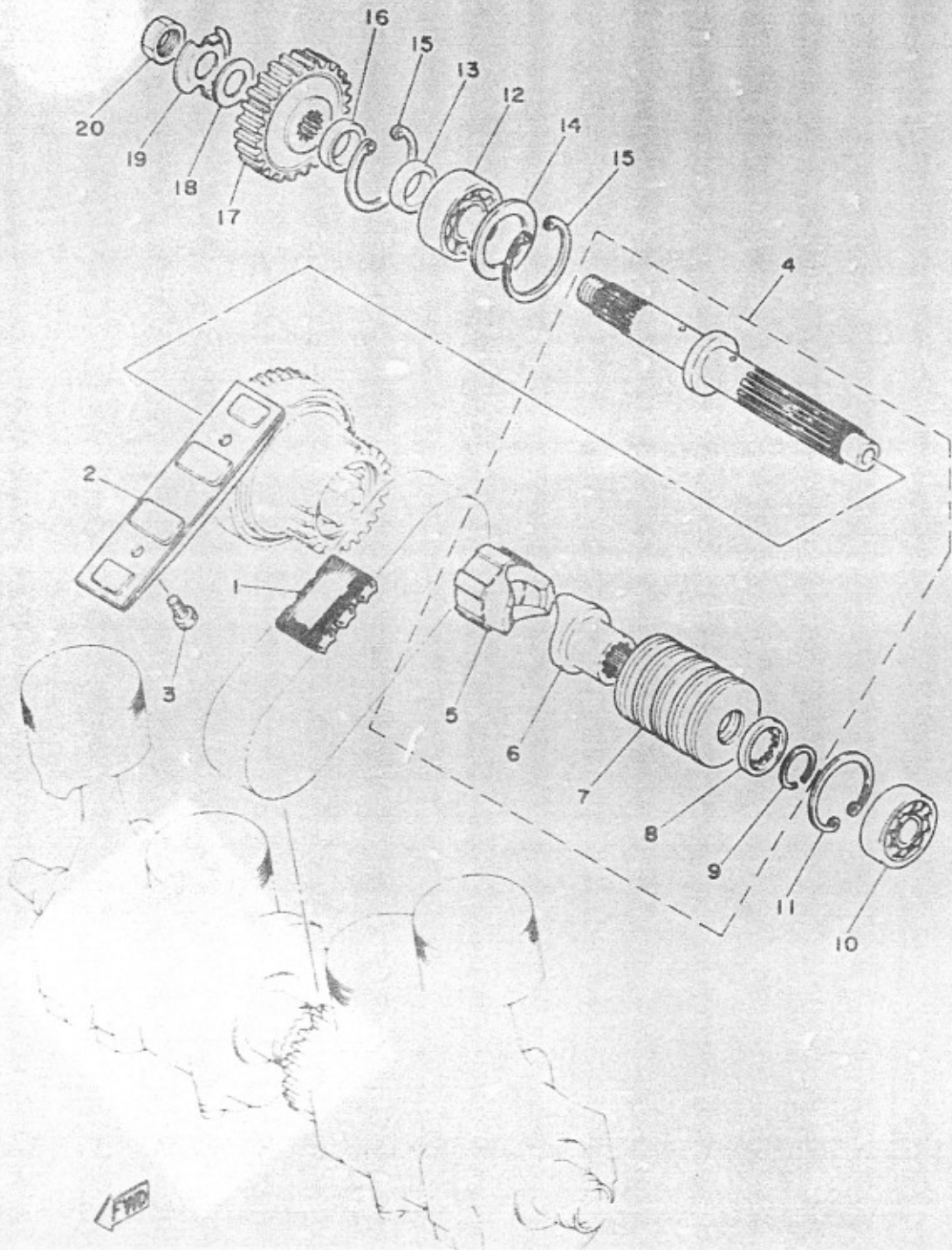
REF. NO.	PART NO.	DESCRIPTION	Q'TY	RE
1	2H9-81800-60	STARTING MOTOR ASSY	1	
2	371-81844-20	•GASKET	1	
3	371-81845-20	•PLATE	1	
4	371-81809-20	•WASHER KIT	1	
5	2H7-81850-60	•ROTOR COMP.	1	
6	2H7-81810-60	•STATOR ASSY	1	
7	371-81840-20	•BRUSH HOLDER ASSY	1	
8	371-81811-20	•BRUSH 1	1	
9	371-81812-20	•BRUSH 2	1	
10	371-81813-20	•SPRING, brush	2	
11	98501-03008	•SCREW, Pan head	2	
12	92901-03100	•WASHER, spring	2	
13	371-81847-20	•O-RING	1	
14	371-81826-20	•BOLT	2	
15	1J7-81847-60	•O-RING	1	
16	1J7-15511-00	•GEAR, starting motor (13T)	1	
17	93410-12003	•CIRCLIP	1	

FIG. 17 STARTER CLUTCH

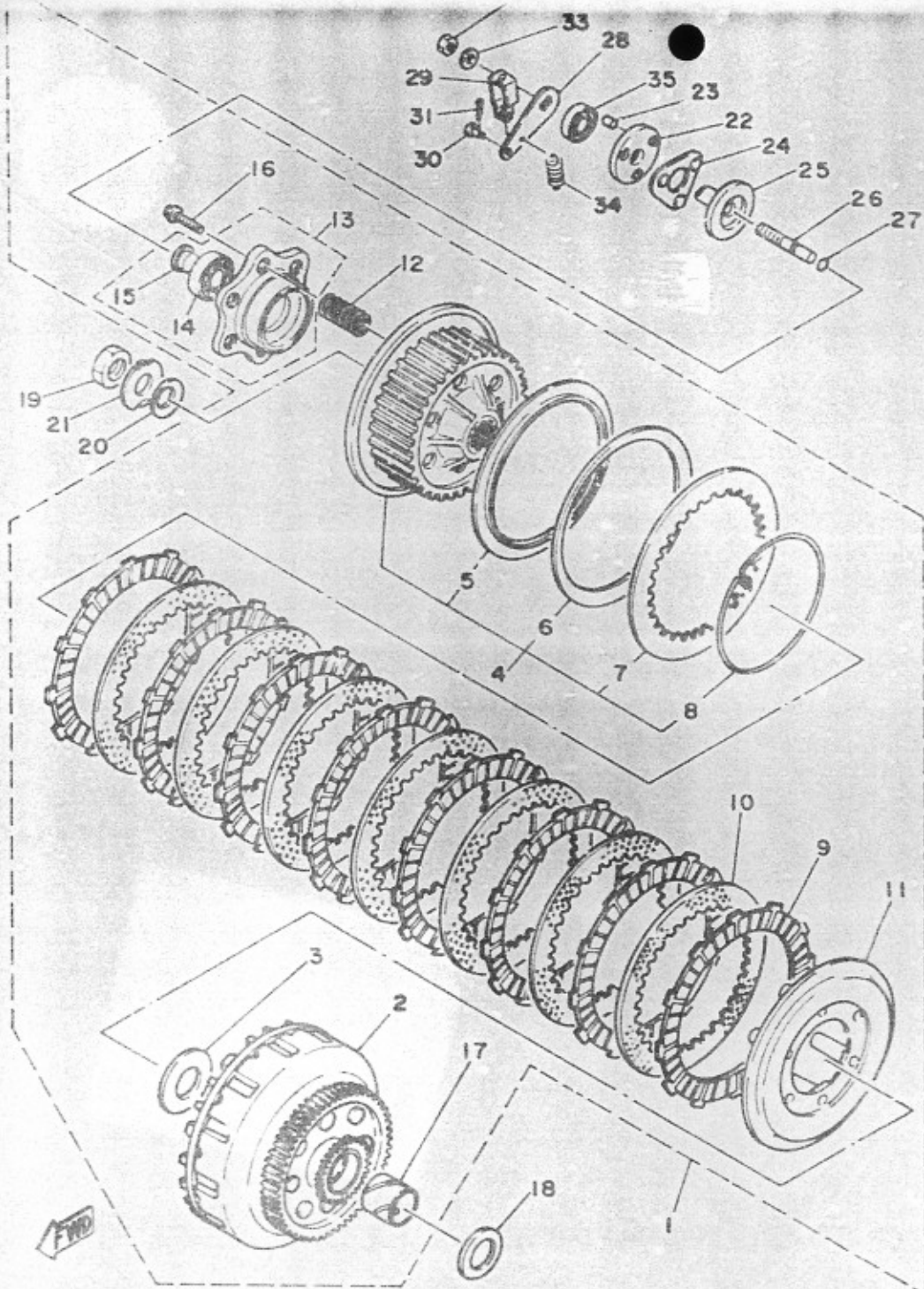


REF. NO.	PART NO.	DESCRIPTION	Q'TY	REM
1	2H7-15512-00	GEAR, idler 1 (28T)	1	
2	2H7-15521-00	SHAFT 1	1	
3	93420-17046	CIRCLIP	1	
4	2H7-15517-00	GEAR, idler 2 (47T)	1	
5	90560-25174	SPACER	1	
6	2H7-15580-00	STARTER CLUTCH OUTER ASSY	1	
7	93615-17125	•PIN, dowel	3	
8	1J7-15583-00	•CAP, starter clutch spring	3	
9	90501-04503	•SPRING, compression	3	
10	2H7-11537-00	GEAR, driven (25T)	1	
11	2H7-15589-00	PLATE, clutch cover	1	
12	90209-25169	WASHER	1	
13	91316-08018	BOLT	3	
14	2H7-W1565-00	KICK SHAFT COMP. 2	1	
15	90201-25287	WASHER, Plate	2	
16	2H7-15515-00	GEAR 3 (24T)	1	
17	93440-25008	CIRCLIP	1	
18	2H7-15654-00	HOLDER, kick gear	1	
19	97301-06020	BOLT	3	

FIG. 18 PRIMARY SHAFT-CHAIN

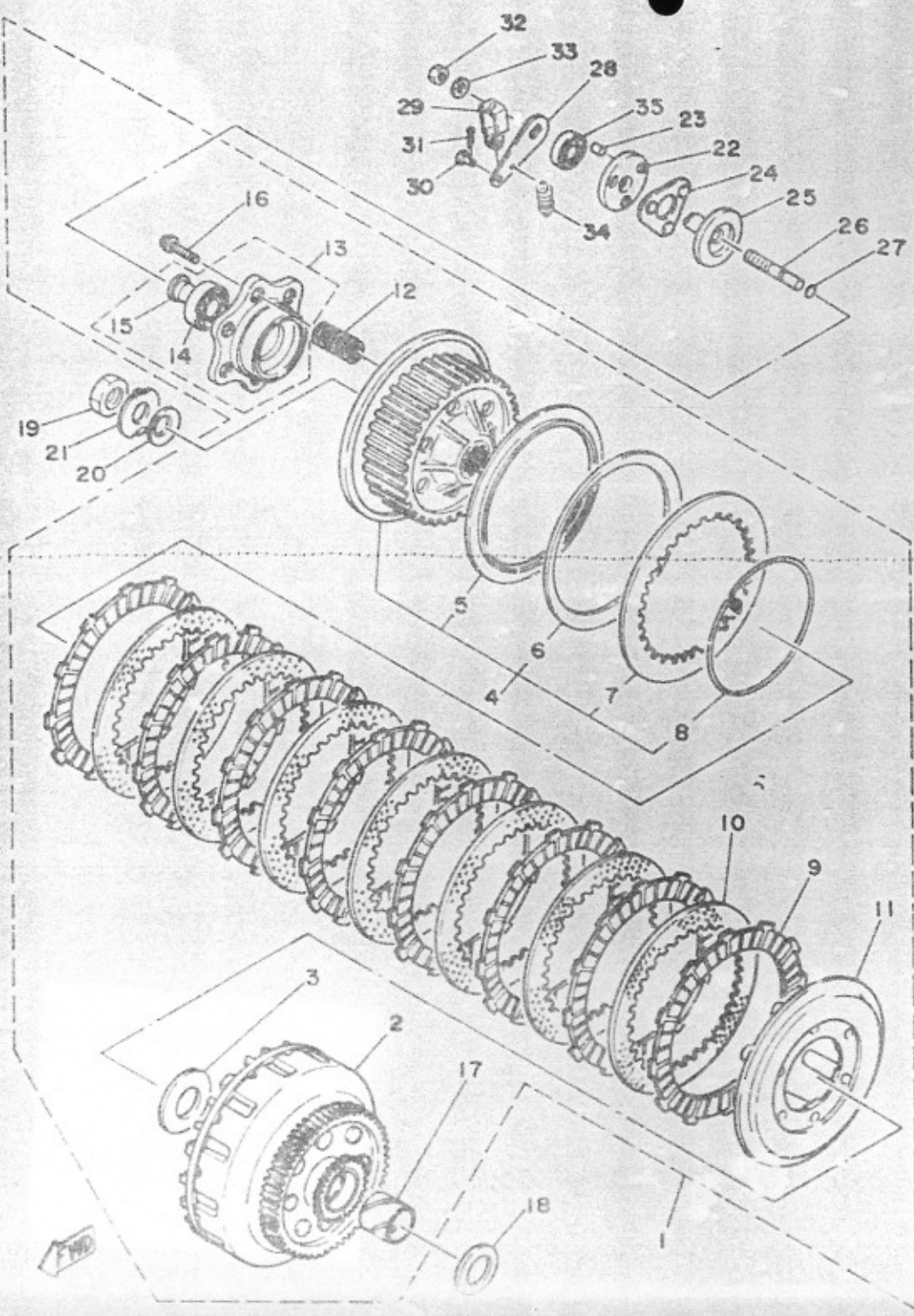


REF. NO.	PART NO.	DESCRIPTION	Q'TY	RE
1	2H7-16139-02	CHAIN, Primary	1	
2	2H7-11474-00	GUIDE, upper	1	
3	97301-06015	BOLT	2	
4	2H7-16306-00	CLUTCH DAMPER ASSY	1	
5	2H7-16317-00	•CAM, damPer 1	1	
6	2H7-16315-00	•CAM, damPer 2	1	
7	2H7-16318-00	•SPRING, damPer	1	
8	2H7-11485-00	•SPACER	1	
9	93440-25020	•CIRCLIP	1	
10	93306-20432	BEARING	1	
11	93420-47010	CIRCLIP	1	
12	93306-20533	BEARING (B4205)	1	
13	90387-443A8	COLLAR	1	
14	90201-36667	WASHER, Plate	1	
15	93420-52014	CIRCLIP	2	
16	90387-253A7	COLLAR	1	
17	2H7-16111-01	•, Primary drive (35T)	1	
18	90208-18025	WASHER, conical spring	1	
19	90215-19139	WASHER, lock	1	
20	90170-18221	NUT	1	



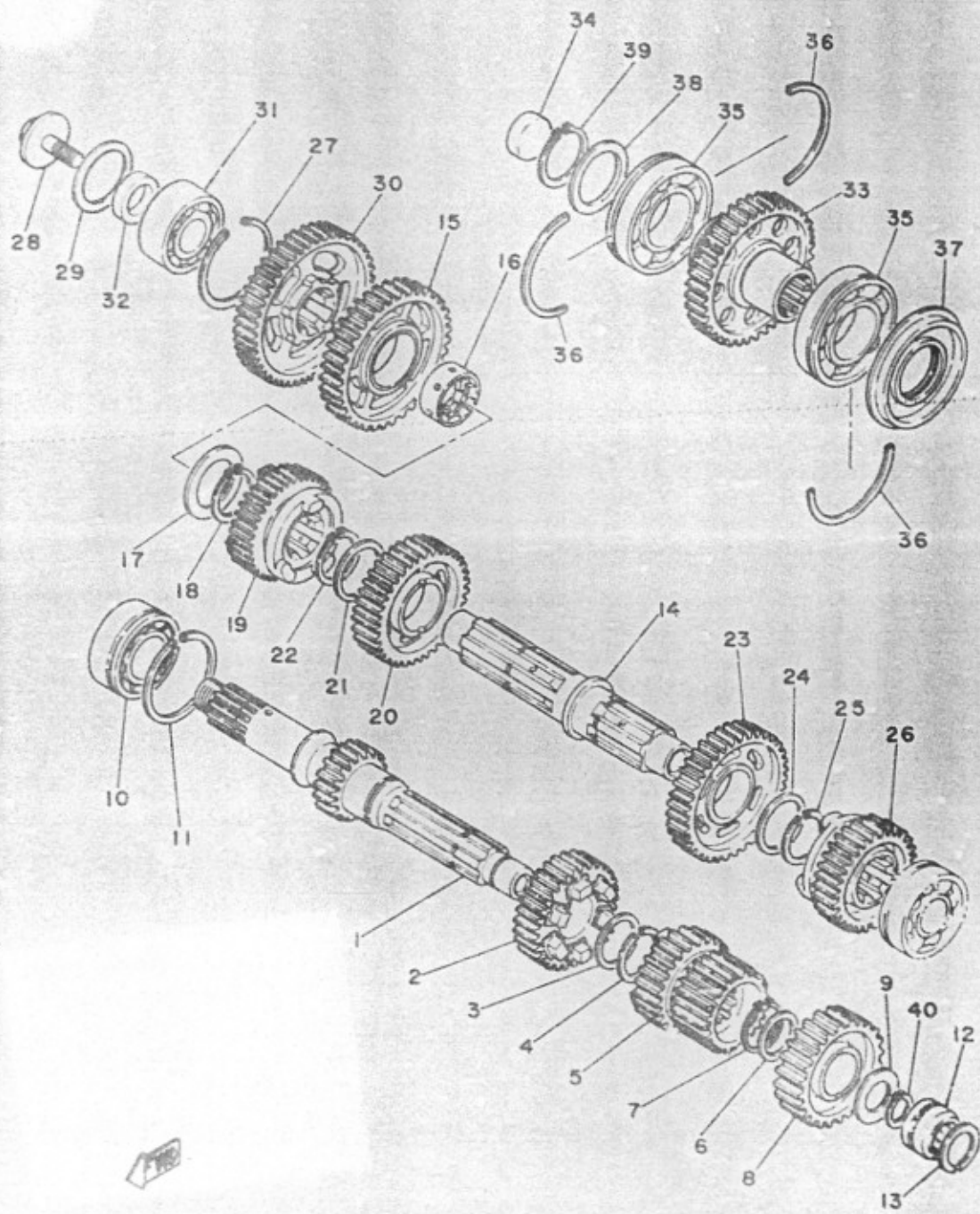
NO.	PART NO.	DESCRIPTION	QTY	REMARKS
1	2H7-16301-01	CLUTCH ASSY	1	
2	2H7-16150-01-10	.PRI. DRIVEN GEAR COMP.(34/58T)	1	UR tyP
	2H7-16150-01-20	.PRI. DRIVEN GEAR COMP.(34/58T)	1	UR tyP
3	170-16164-00	.PLATE, thrust 2	1	
4	2H7-16370-00	.CLUTCH BOSS ASSY	1	
5	2H7-16384-00	..PLATE, sea	1	
6	2H7-16383-00	..SPRING, clutch boss	1	
7	2H7-16324-00	..PLATE, clutch 1	1	
8	2H7-16385-00	..RING, clutch boss	1	
9	341-16321-13	.PLATE, friction	8	
10	2H7-16325-00	.PLATE, clutch 2	7	
11	2H7-16352-00	.PLATE, Pressure 2	1	
12	90501-23142	.SPRING, compression	6	
13	2H7-W1635-00	.PRESSURE PLATE COMP. 1	1	
14	93306-00304	..BEARING (B6003C4)	1	
15	2H7-16386-00	..PIECE, cluth Push	1	
16	95821-06025	.BOLT, flange	6	
17	2H7-16181-00-10	.SPACER 1	1	UR tyP
	2H7-16181-00-20	.SPACER 1	1	UR tyP
18	360-16154-00	PLATE, thrust 1	1	
19	90170-18221	NUT	1	
20	90208-18025	WASHER, conical spring	1	
21	90215-19139	WASHER, lock	1	
22	2H7-16396-00	HOUSING, Push screw	1	
23	93606-07082	PIN, dowel	1	
24	2H7-16395-01	RETAINER, ball	1	
25	2H7-16341-00	SCREW, Push	1	
26	2H7-16343-00	SCREW, adjusting	1	

FIG. 19 CLUTCH



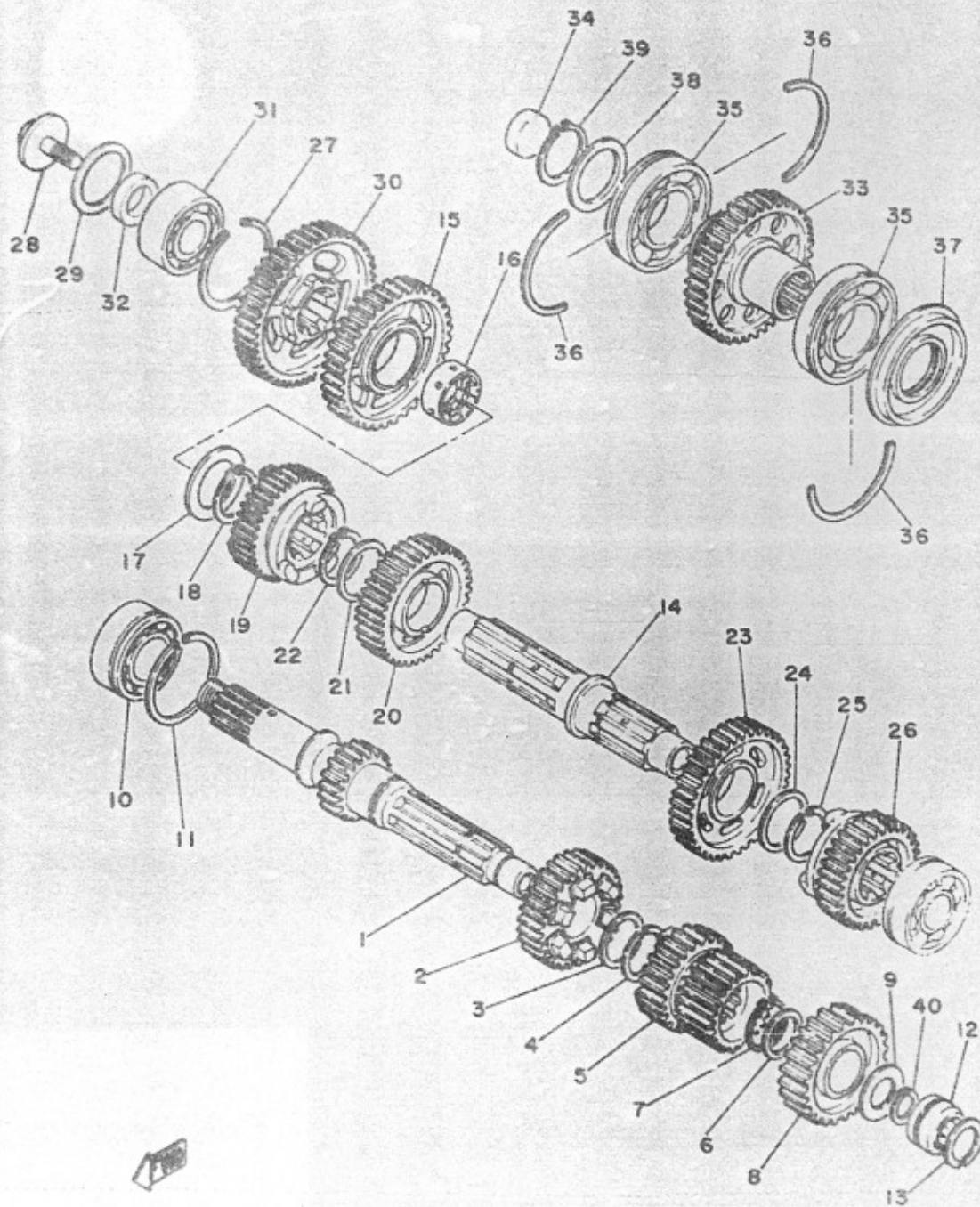
REF. NO.	PART NO.	DESCRIPTION	Q'TY	REMARKS
27	93210-48364	O-RING	1	
28	2H7-16342-00	LEVER, Push	1	
29	1J7-16389-00	JOINT	1	
30	90240-06005	PIN, clevis	1	
31	91401-10010	PIN, cotter	1	
32	95301-08700	NUT	1	
33	92901-08200	WASHER, Plain	1	
34	90506-10069	SPRING, torsion	1	
35	93104-14059	OIL SEAL	1	

FIG. 20 TRANSMISSION



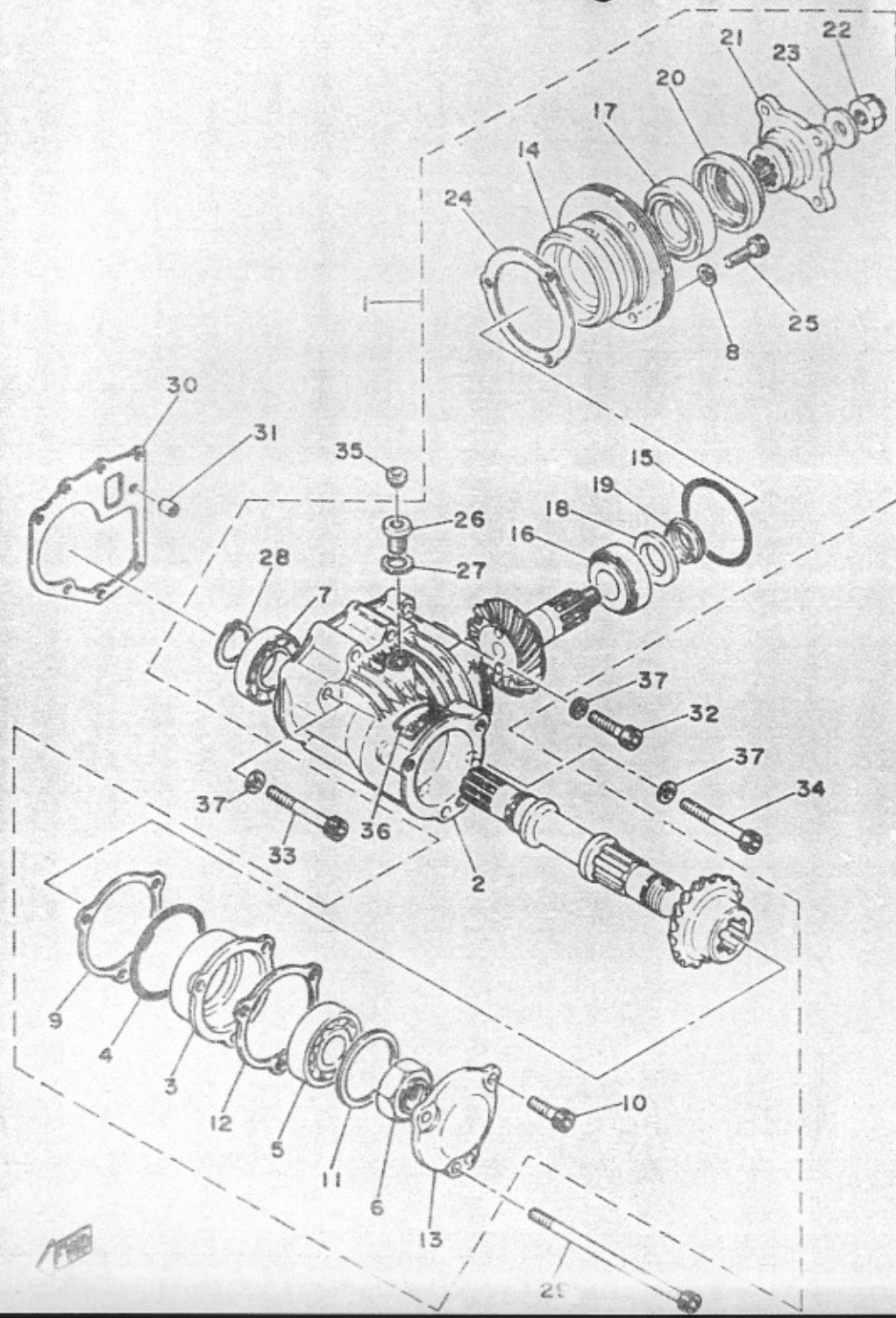
REF. NO.	PART NO.	DESCRIPTION	Q'TY	R
1	2H7-17401-00	MAIN AXLE COMP (17T)	1	
2	2H7-17141-01	GEAR, 4th Pinion (31T)	1	
3	90201-28665	WASHER, Plate	1	
4	93440-28062	CIRCLIP	1	
5	2H7-17121-00	GEAR, 2nd/3rd Pinion (24/38T)	1	
6	90201-25287	WASHER, Plate	1	
7	93410-25017	CIRCLIP	1	
8	2H7-17151-00	GEAR, 5th Pinion (34T)	1	
9	2H7-17417-00	SHIM 1	1	
10	93305-20506	BEARING (B5205)	1	
11	93440-52014	CIRCLIP	1	
12	93311-52031	BEARING, cylindrical	1	
13	93440-32063	CIRCLIP	1	
14	2H7-17421-01	AXLE, drive	1	
15	2H7-17211-00	GEAR, 1st wheel (38T)	1	
16	2H7-1725F-00	COLLAR 1	1	
17	90201-30666	WASHER, Plate	1	
18	93410-30012	CIRCLIP	1	
19	2H7-17241-00	GEAR, 4th wheel (32T)	1	
20	2H7-17231-01	GEAR, 3rd wheel (36T)	1	
21	90201-30398	WASHER, Plate	1	
22	93410-30012	CIRCLIP	1	
23	2H7-17221-01	GEAR, 2nd wheel (39T)	1	
24	90201-30398	WASHER, Plate	1	
25	93440-30015	CIRCLIP	1	
26	2H7-17251-00	GEAR, 5th wheel (30T)	1	
27	93450-52010	CIRCLIP	1	
28	90105-10085	BDLT, washer based	1	

FIG. 20 TRANSMISSION



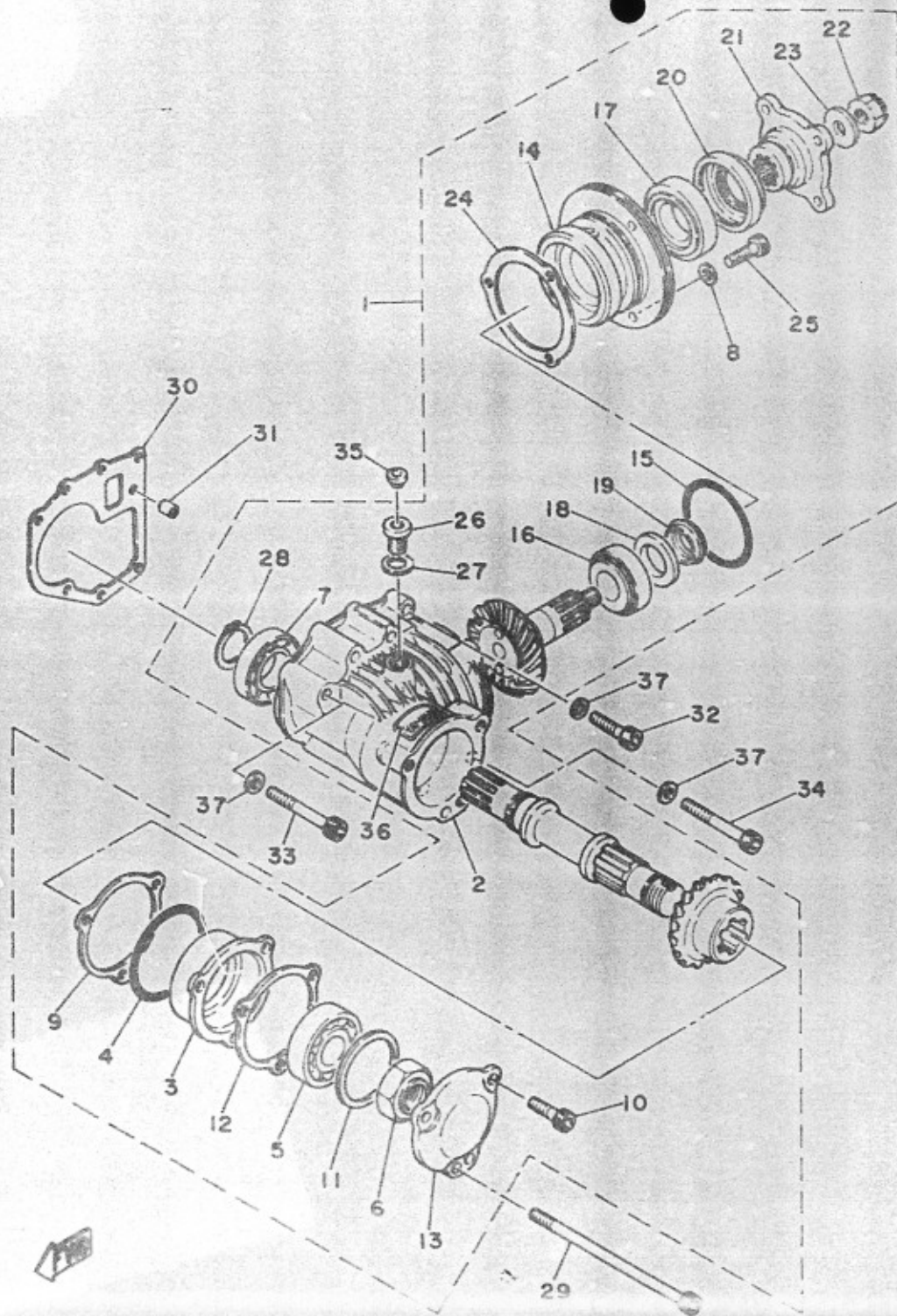
REF. NO.	PART NO.	DESCRIPTION	Q'TY
29	90201-252A4	WASHER, Plate	1
30	2H7-17582-00	GEAR, middle drive (47T)	1
31	93306-20533	BEARING (B4205)	1
32	90387-443A8	COLLAR	1
33	2H7-17583-00	GEAR, middle driven (44T)	1
34	90331-27013	PLUG	1
35	93306-20705	BEARING (B6207N)	2
36	93440-72049	CIRCLIP	3
37	93103-35105	OIL SEAL	1
38	90201-35668	WASHER, Plate	1
39	93410-35027	CIRCLIP	1
40	93410-20009	CIRCLIP	1

FIG. 21 MIDDLE DRIVE GEAR



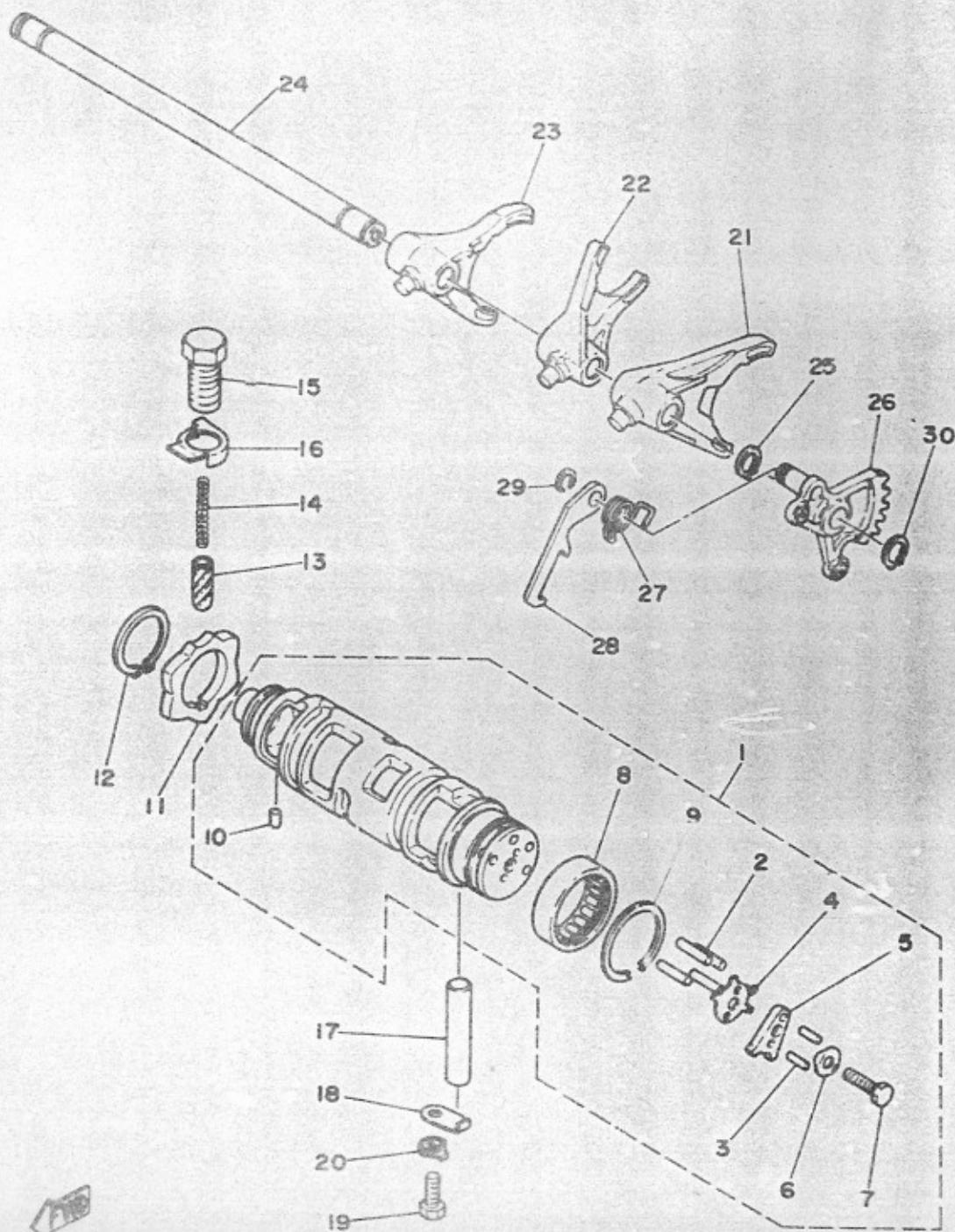
REF. NO.	PART NO.	DESCRIPTION	Q'TY
1	2H9-17501-00	MIDDLE GEAR CASE ASSY	1
2	2H9-17511-00	•HOUSING, middle gear	1
3	1J7-17521-Y0	•HOUSING, bearing	1
4	93210-68347	•O-RING	1
5	93306-30520	•BEARING (B6305R81)	1
6	90179-24230	•NUT	1
7	93306-00608	•BEARING (B6006)	1
8	90201-08675	•WASHER, Plate	3
9	1J7-17531-Y0-10	•SHIM, Pinion (0.10T)	1 UR
	1J7-17531-Y0-15	•SHIM, Pinion (0.15T)	1 UR
	1J7-17531-Y0-30	•SHIM, Pinion (0.30T)	1 UR
10	91316-08030	•BOLT	3
11	1J7-17537-Y0-15	•SHIM, thrust (0.15T)	1 UR
	1J7-17537-Y0-30	•SHIM, thrust (0.30T)	1 UR
	1J7-17537-Y0-40	•SHIM, thrust (0.40T)	1 UR
	1J7-17537-Y0-50	•SHIM, thrust (0.50T)	1 UR
12	1J7-17519-Y0	•GASKET, housing cap	1
13	1J7-17538-Y1	•CAP, housing	1
14	2H7-17551-00	•HOUSING, bearing	1
15	93210-71360	•O-RING	1
16	93332-00028	•BEARING	1
17	93332-00024	•BEARING	1
18	90201-25634	•WASHER, Plate	1
19	2H7-17571-00	•SPACER, expansion	1
20	93101-35085	•OIL SEAL	1
21	1J7-17555-Y0	•FLANGE, middle gear	1
22	90185-14070	•NUT, self-locking	1
23	90201-14633	•WASHER, Plate	1

FIG. 21 MIDDLE DRIVE GEAR

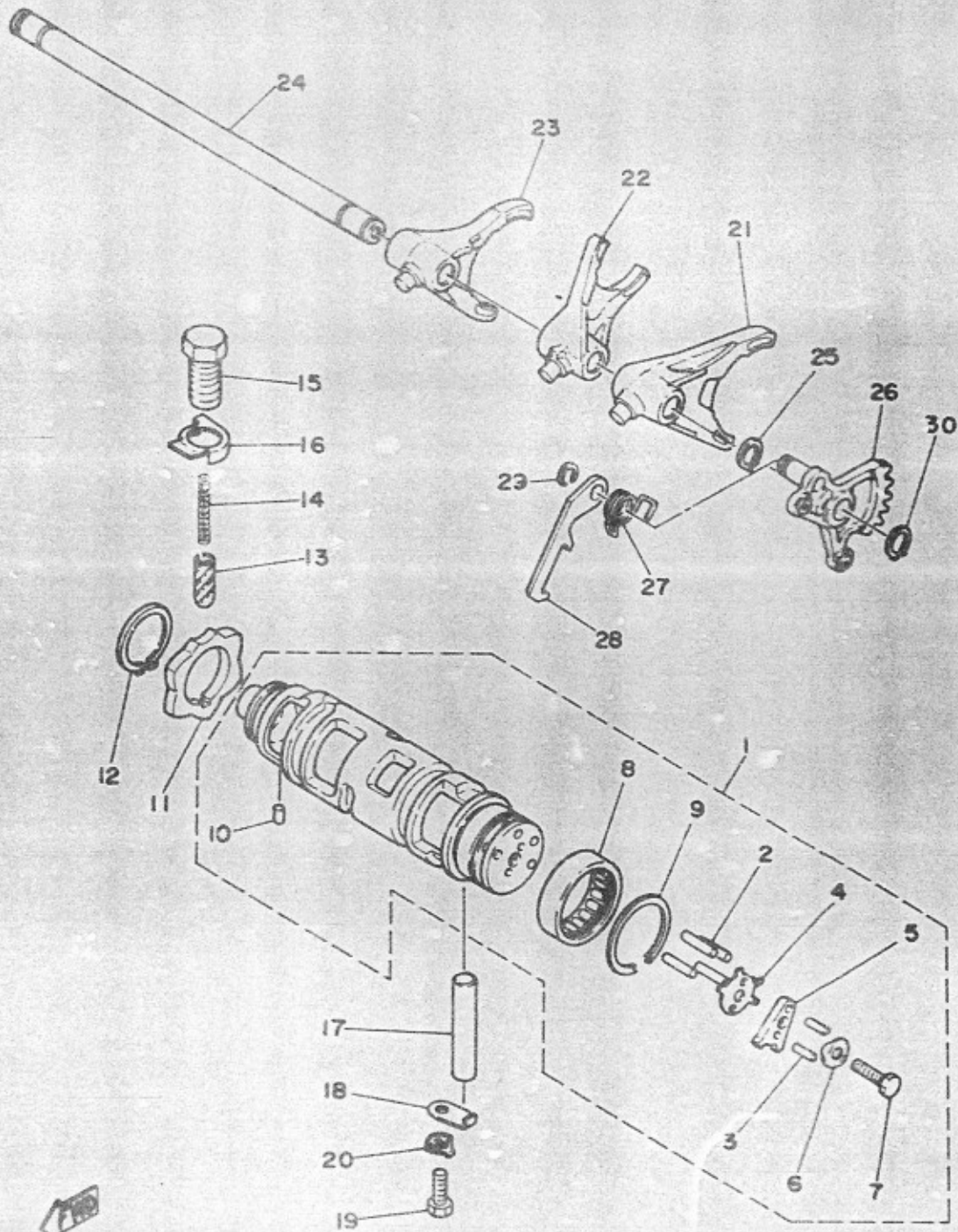


REF. NO.	PART NO.	DESCRIPTION	Q'TY	RE
24	2H7-17531-00-10	.SHIM, Pinion (0.10T)	1	UR
	2H7-17531-00-15	.SHIM, Pinion (0.15T)	1	UR
	2H7-17531-00-30	.SHIM, Pinion (0.30T)	1	UR
25	90110-08022	.BOLT, hexagon socket head	3	
26	90540-14046	.PLUG, straight screw	1	
27	214-11198-01	.GASKET	1	
28	93410-30012	.CIRCLIP	1	
29	91316-08160	BOLT	1	
30	1J7-17518-00	GASKET, middle gear case	1	
31	91830-21014	PIN, dowel	1	
32	91316-08035	BOLT	1	
33	91316-08065	BOLT	3	
34	91316-08105	BOLT	2	
35	341-23469-00	CAP, bolt	1	
36	1J7-46181-10	LABEL, oil caution	1	
37	90201-08675	WASHER, Plate	6	

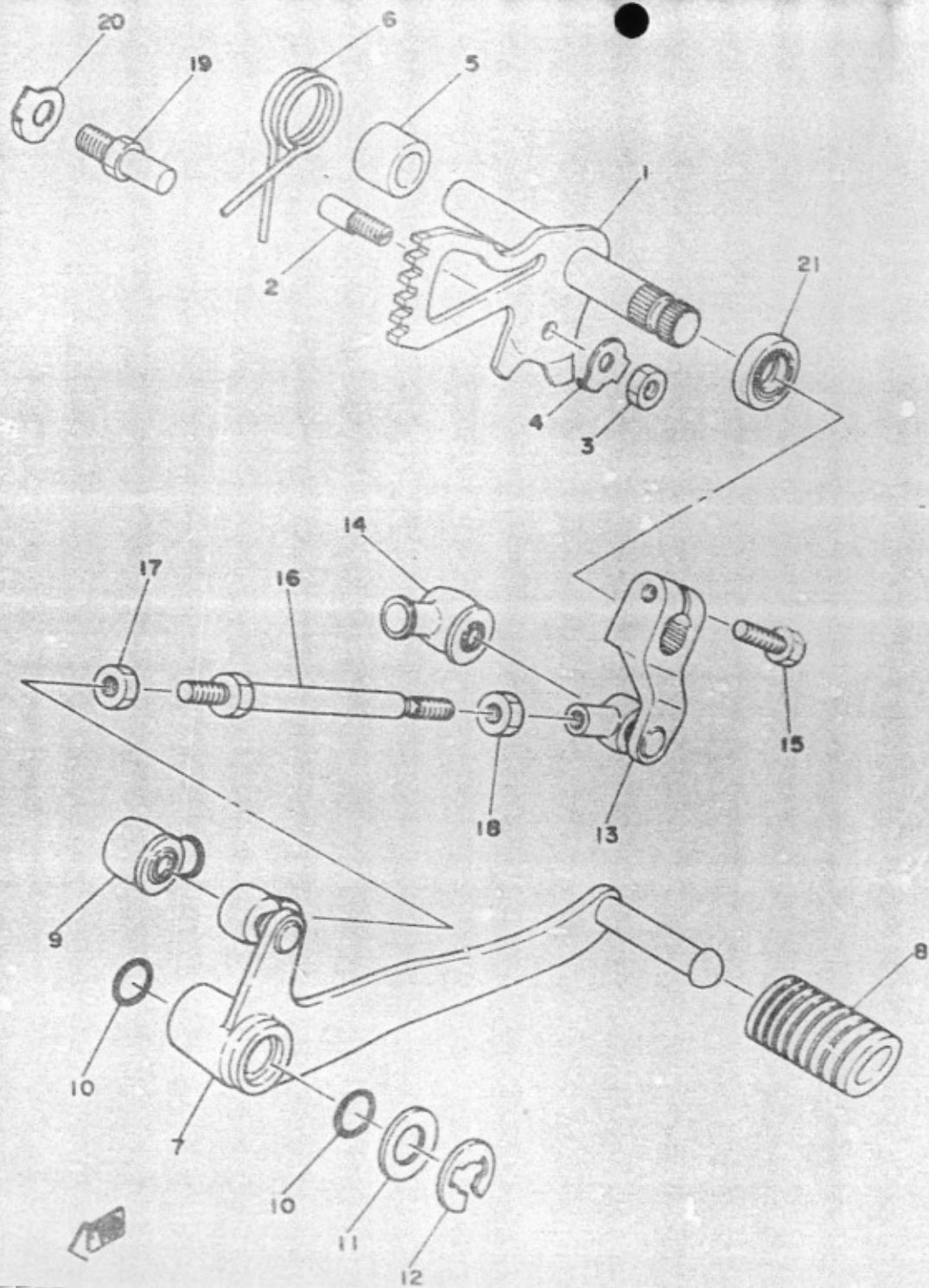
FIG. 22 SHIFT CAM, FORK



REF. NO.	PART NO.	DESCRIPTION	Q'TY
1	2H7-18540-00	SHIFT CAM ASSY	1
2	93604-18058	•PIN, dowel	4
3	93603-10049	•PIN, dowel	2
4	2H7-18561-00	•PLATE, side 1	1
5	2H7-18566-00	•PLATE, side 2	1
6	90215-05140	•WASHER, lock	1
7	97318-05020	•BOLT	1
8	93315-23612	•BEARING, cylindrical	1
9	93440-34025	•CIRCLIP	1
10	93604-08071	•PIN, dowel	1
11	2J2-18141-00	PLATE, stopper	1
12	93410-30012	CIRCLIP	1
13	1J7-18547-00	STOPPER, cam	1
14	90501-10196	SPRING, compression	1
15	90149-14117	SCREW	1
16	90215-15141	WASHER, lock	1
17	93608-52138	PIN, dowel	1
18	2H7-15531-00	PLATE, stopper	1
19	97301-06015	BOLT	1
20	90215-06040	WASHER, lock	1
21	2H7-18511-00	FORK, shift 1	1
22	2H7-18512-00	FORK, shift 2	1
23	2H7-18513-00	FORK, shift 3	1
24	2H7-18531-01	BAR, shift fork guide 1	1
25	93410-12003	CIRCLIP	1
26	2H7-18122-00	LEVER, shift 2	1
27	90508-10362	SPRING, torsion	1
28	2H7-18151-00	LEVER, shift 3	1



REF. NO.	PART NO.	DESCRIPTION	Q'TY
29	93440-08001	CIRCLIP	1
30	93410-12003	CIRCLIP	1



REF. NO.	PART NO.	DESCRIPTION	Q'TY	REMARKS
1	2H7-18101-00	SHIFT SHAFT ASSY	1	
2	90149-06017	SCREW	1	
3	95301-06E00	NUT	1	
4	90215-06016	WASHER, lock	1	
5	90560-11026	SPACER	1	
6	90508-29361	SPRING, torsion	1	
7	2H9-W1811-00-93	PEDAL, shift	1	chrome
8	132-18113-01	COVER, shift Pedal	1	
9	2H9-18154-00	COVER, dust	1	
10	93210-12327	O-RING	2	
11	90201-12688	WASHER, Plate	1	
12	93430-10016	CIRCLIP	1	
13	2H9-W1812-00	ARM, shift Pedal	1	
14	2H9-18154-00	COVER, dust	1	
15	97301-06020	BOLT	1	
16	2H9-18115-00	ROD, shift	1	
17	90170-06228	NUT	1	
18	95303-06700	NUT	1	
19	90109-08441	BOLT	1	
20	90215-08115	WASHER, lock	1	
21	93102-12106	OIL SEAL	1	

FIG. 24 FRAME

REF. NO.	PART NO.	DESCRIPTION	Q'TY
1	3X0-21110-00-33	FRAME COMP	1 yam
2	2H7-21315-00	STAY, engine (L.H)	1
3	2H7-21316-00	STAY, engine 3	1
4	2H9-2136H-00	STAY, oil cooler	2
5	90105-08107	BOLT, washer based	4
6	90179-08246	NUT	4
7	90105-10056	BOLT, washer based	1
8	90105-10105	BOLT, washer based	2
9	90179-10247	NUT	3
10	90105-12106	BOLT, washer based	1
11	90179-12248	NUT	1
12	2H7-21308-00	HELMET HANGER ASSY	1
13	92501-06012	SCREW, Pan head	2
14	92901-06100	WASHER, sPring	2
15	2H7-21165-00	HANDLE, standing	1
16	97321-08016	BOLT	1
17	92901-08100	WASHER, sPring	1
18	90338-36077	PLUG	2
19	2H9-2134Y-00	STAY, horn	1
20	97301-08016	BOLT	2
21	92901-08100	WASHER, sPring	2
22	90462-10046	CLAMP	1
23	97301-08012	BOLT	1
24	92901-08100	WASHER, sPring	1

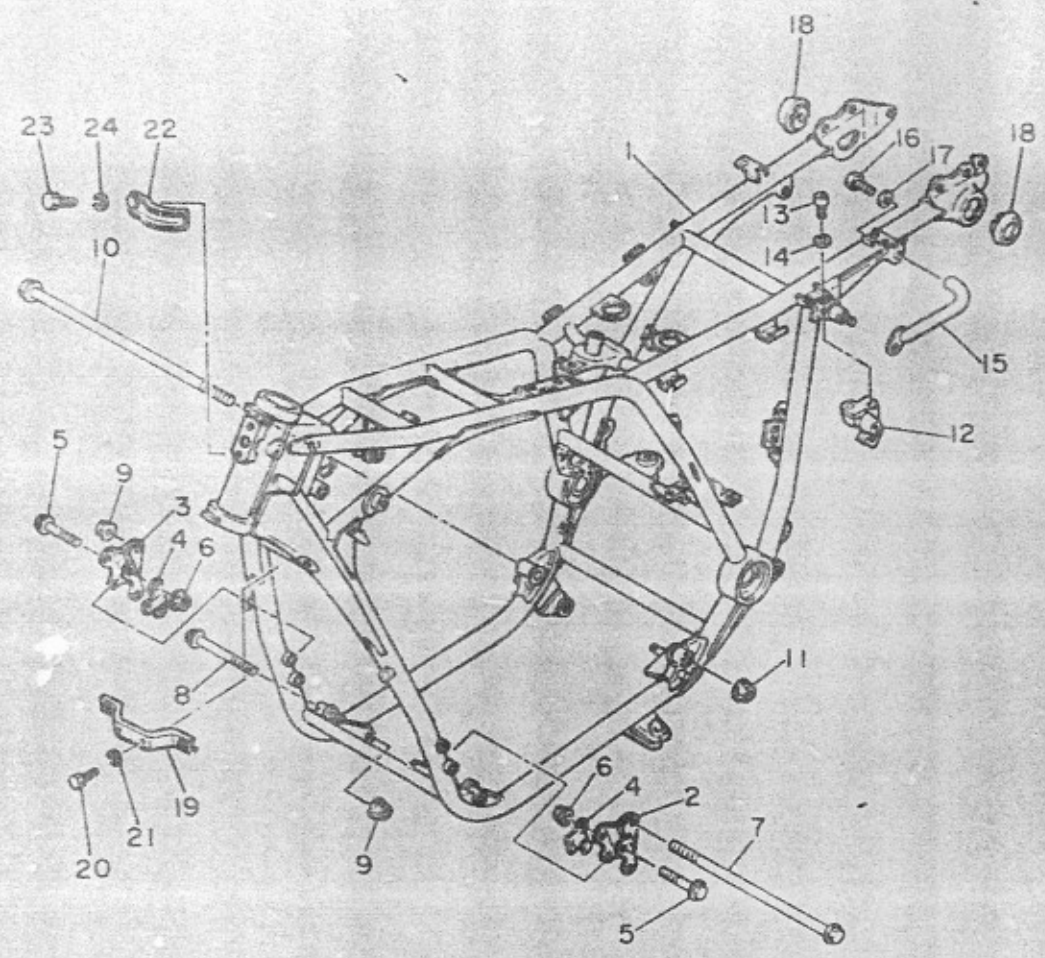
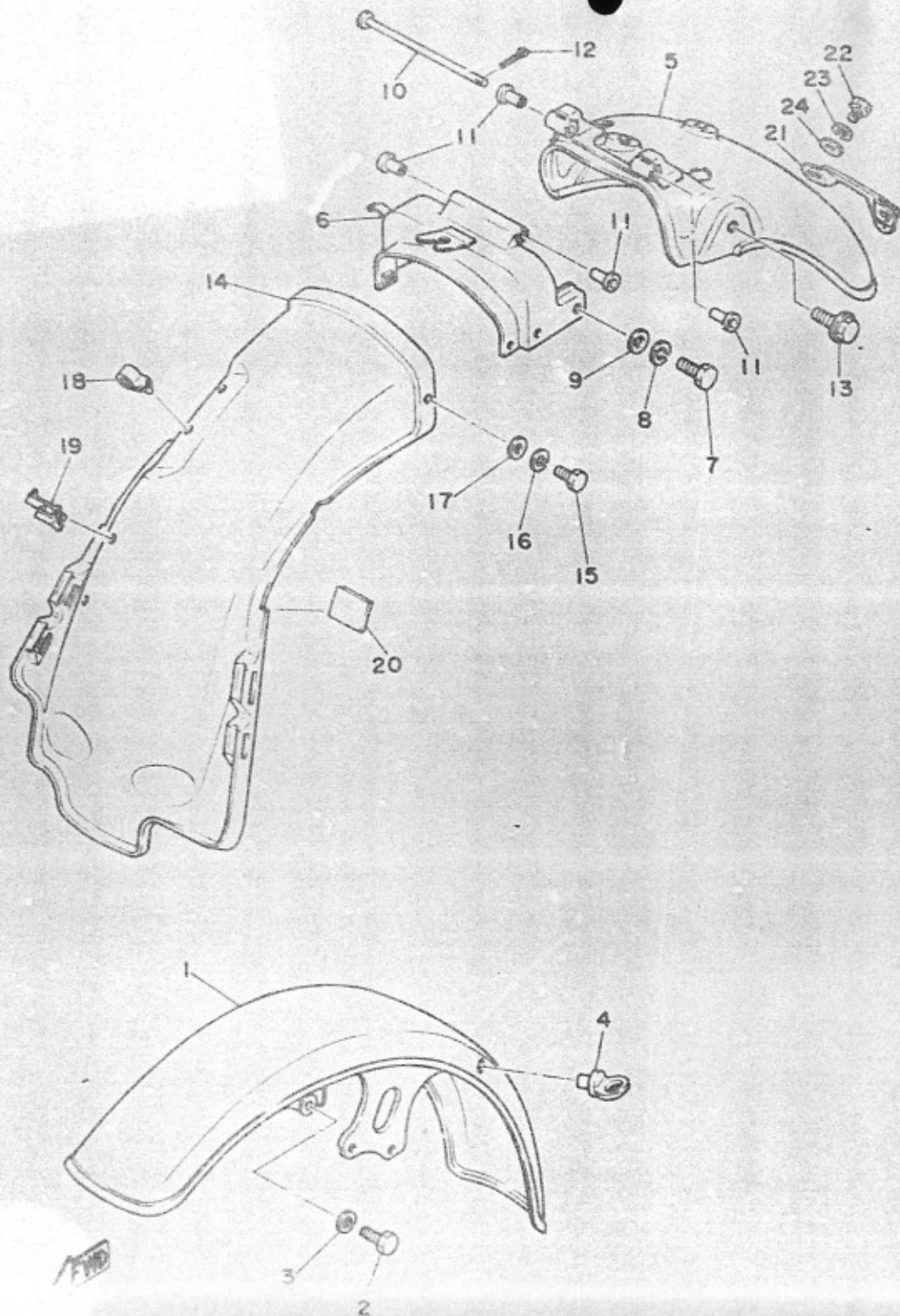
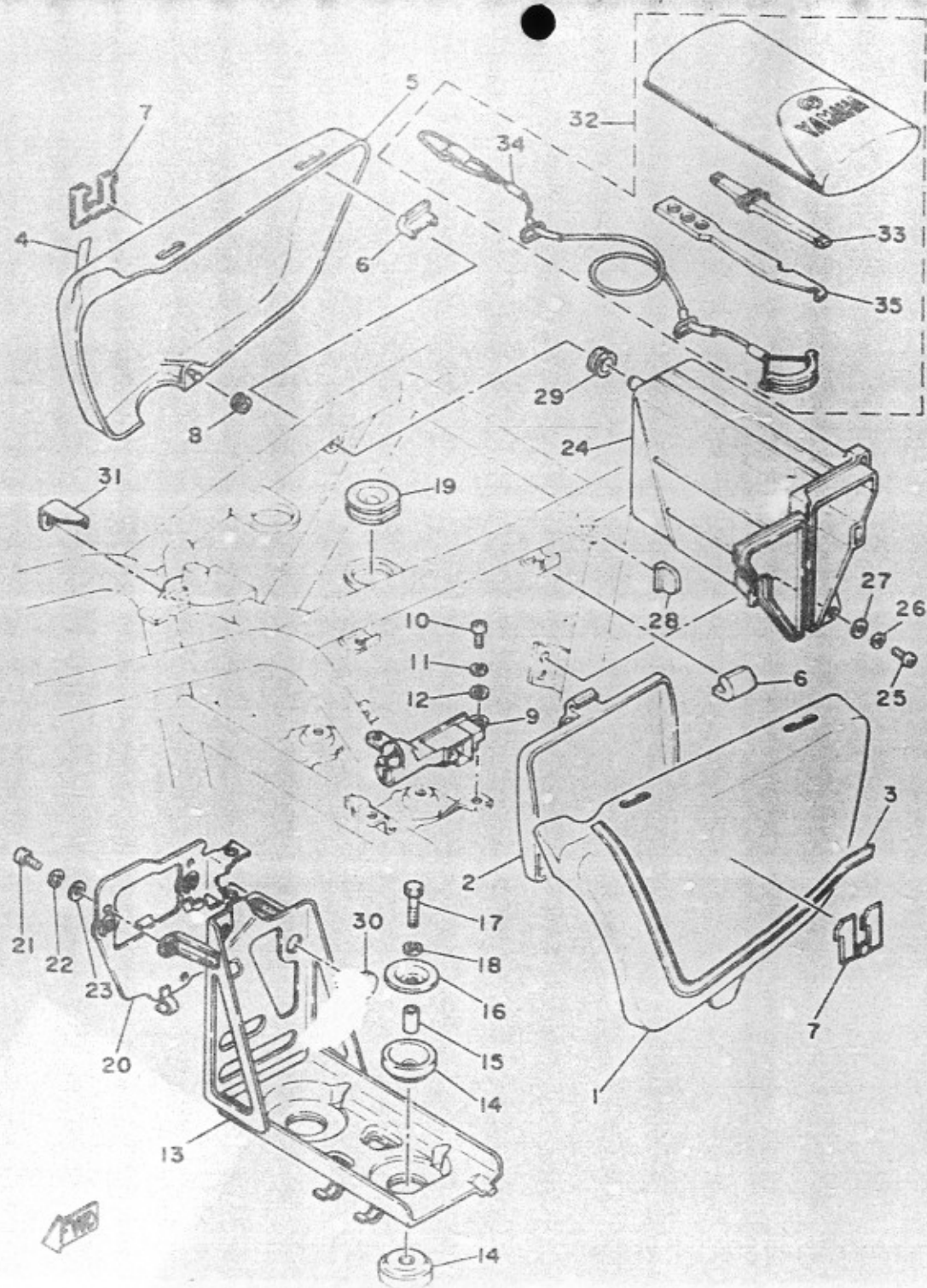


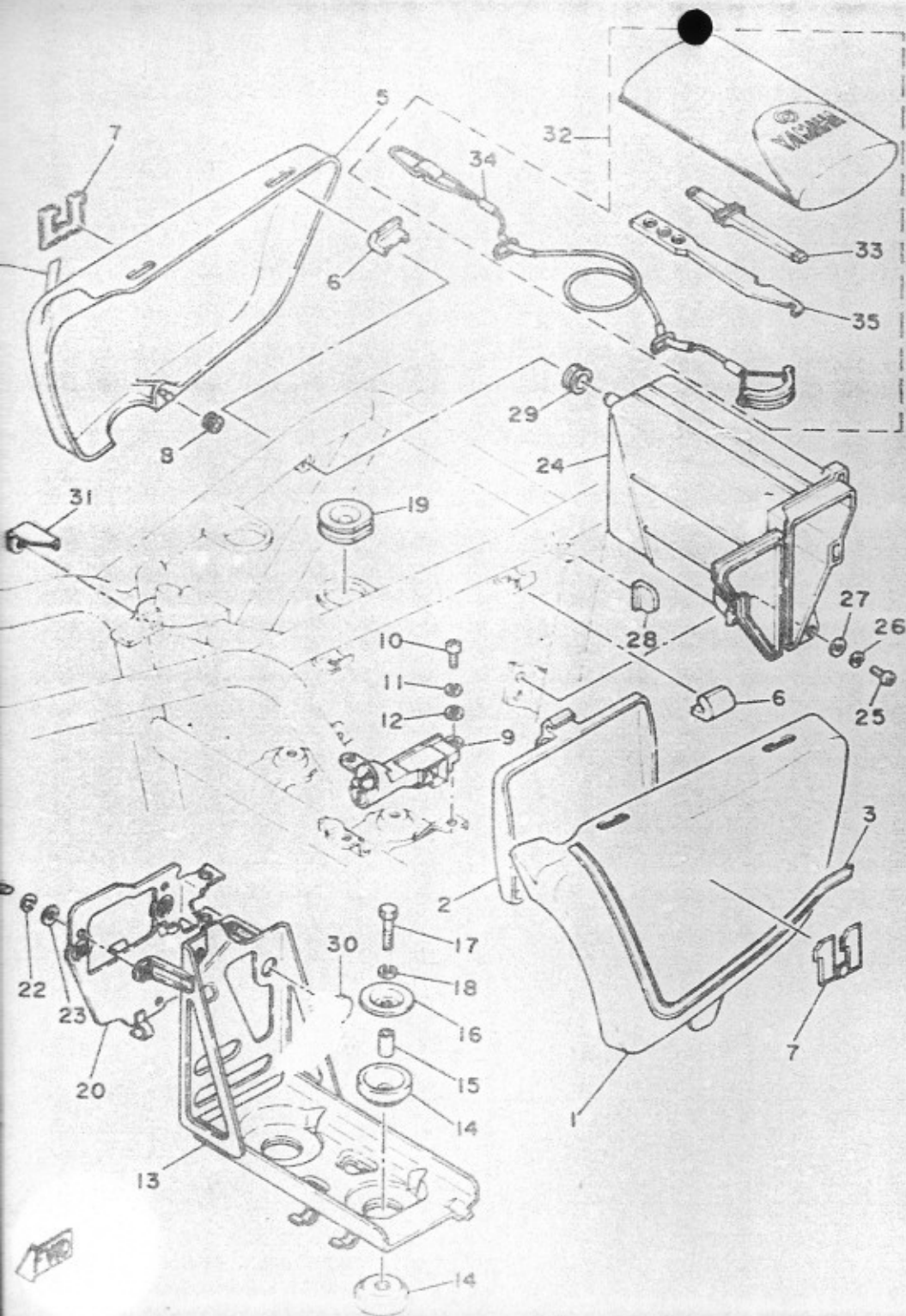
FIG. 25 FRONT FENDER-REAR FENDER



REF. NO.	PART NO.	DESCRIPTION	Q'TY	RE
1	2H7-21510-01-93	FRONT FENDER COMP.	1	chrom
2	97321-08020	BOLT	4	
3	92901-08100	WASHER, sPring	4	
4	1A0-21518-00	HOLDER, cable	1	
5	2H9-21610-00-93	REAR FENDER COMP.	1	chrom
6	2H7-21613-00-91	FENDER, rear 2	1	
7	97321-06014	BOLT	4	
8	92901-06100	WASHER, sPring	4	
9	92901-06600	WASHER, Plate	4	
10	91701-06152	PIN, clevis	1	
11	1J7-21626-00	COLLAR, rear fender	4	
12	91401-16012	PIN, cotter	1	
13	90105-10112	BOLT, washer based	2	
14	2H7-21629-00	GUARD, mud	1	
15	97301-06012	BOLT	2	
16	92901-06100	WASHER, sPring	2	
17	90201-06052	WASHER, Plate	2	
18	90464-12027	CLAMP	2	
19	90464-16021	CLAMP	2	
20	2H7-21628-00	DAMPER, mud Guard	1	
21	1T5-21641-00	BRACKET, reflector	1	
22	97301-06010	BOLT	2	
23	92901-06100	WASHER, sPring	2	
24	92901-06600	WASHER, Plate	2	

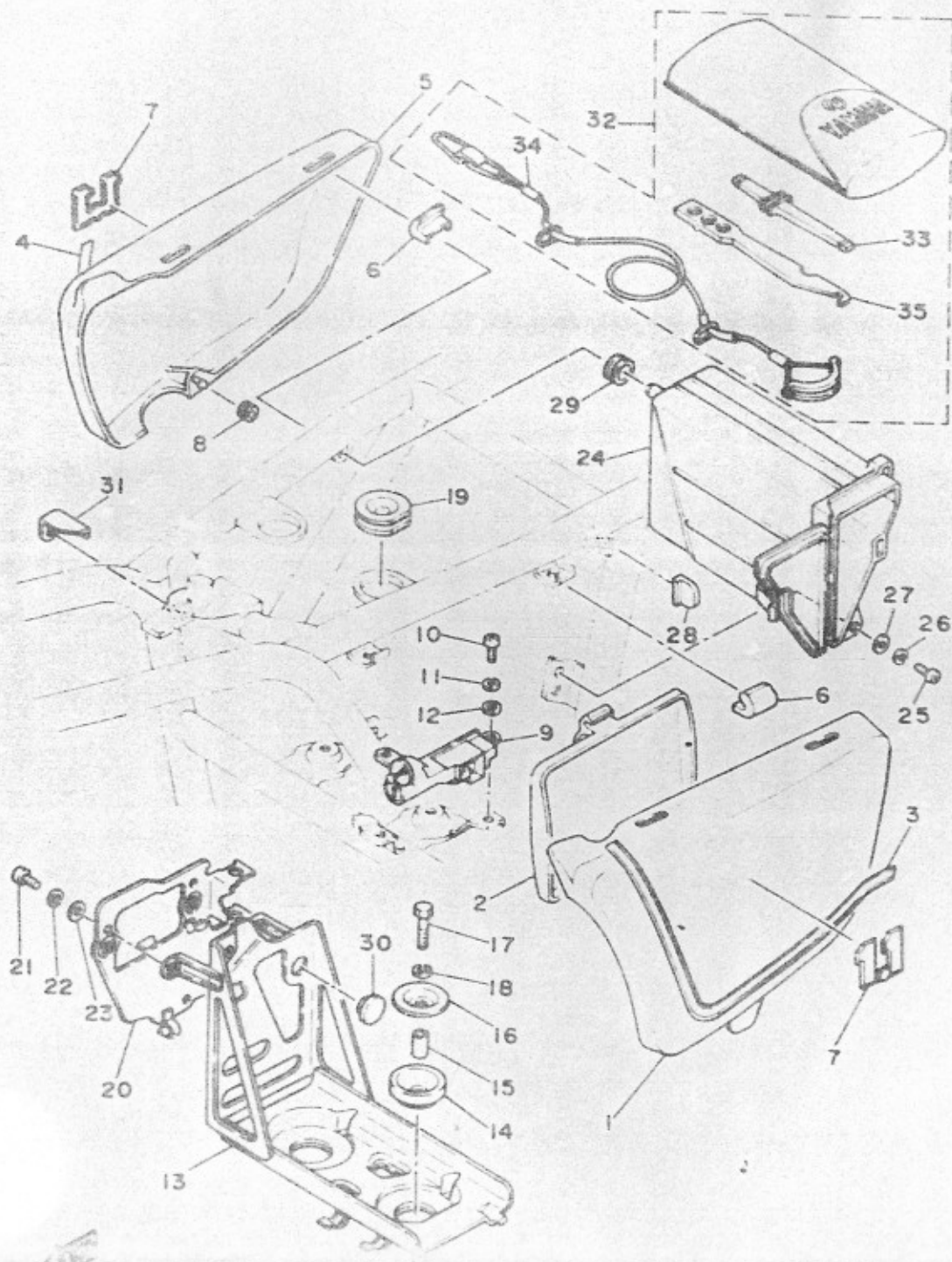


REF. NO.	PART NO.	DESCRIPTION	Q'TY
1	2H9-21711-00-01	COVER, side (L.H)	1
	2H9-21711-00-3J	COVER, side (L.H)	1
	2H9-21711-00-7J	COVER, side (L.H)	1
2	2H7-28185-00	LID	1
3	3X0-21781-00	EMBLEM 1	1
4	3X0-21782-00	EMBLEM 2	1
5	2H9-21721-00-01	COVER, side (R.H)	1
	2H9-21721-00-3J	COVER, side (R.H)	1
	2H9-21721-00-7J	COVER, side (R.H)	1
6	2H7-21717-00	DAMPER, side cover	4
7	3X0-21783-20	EMBLEM 3	2
	3X0-21783-01	EMBLEM 3	2
8	90480-01141	GROMMET	1
9	2H7-21708-01	SIDE COVER LOCK ASSY	1
10	92506-06014	SCREW, Pan head	2
11	92906-06100	WASHER, sPring	2
12	92906-06600	WASHER, Plate	2
13	2H7-21170-00-33	BOX COMP.	1
14	2H7-21746-00	DAMPER, battery box	4
15	90387-06387	COLLAR	2
16	90209-07170	WASHER	2
17	97301-06030	BOLT	2
18	92901-06100	WASHER, sPring	2
19	2H7-21747-00	DAMPER	2
20	2H7-21543-00-91	PLATE 1	1
21	92501-06012	SCREW, Pan head	3
22	92901-06100	WASHER, sPring	3
23	92901-06600	WASHER, Plate	3



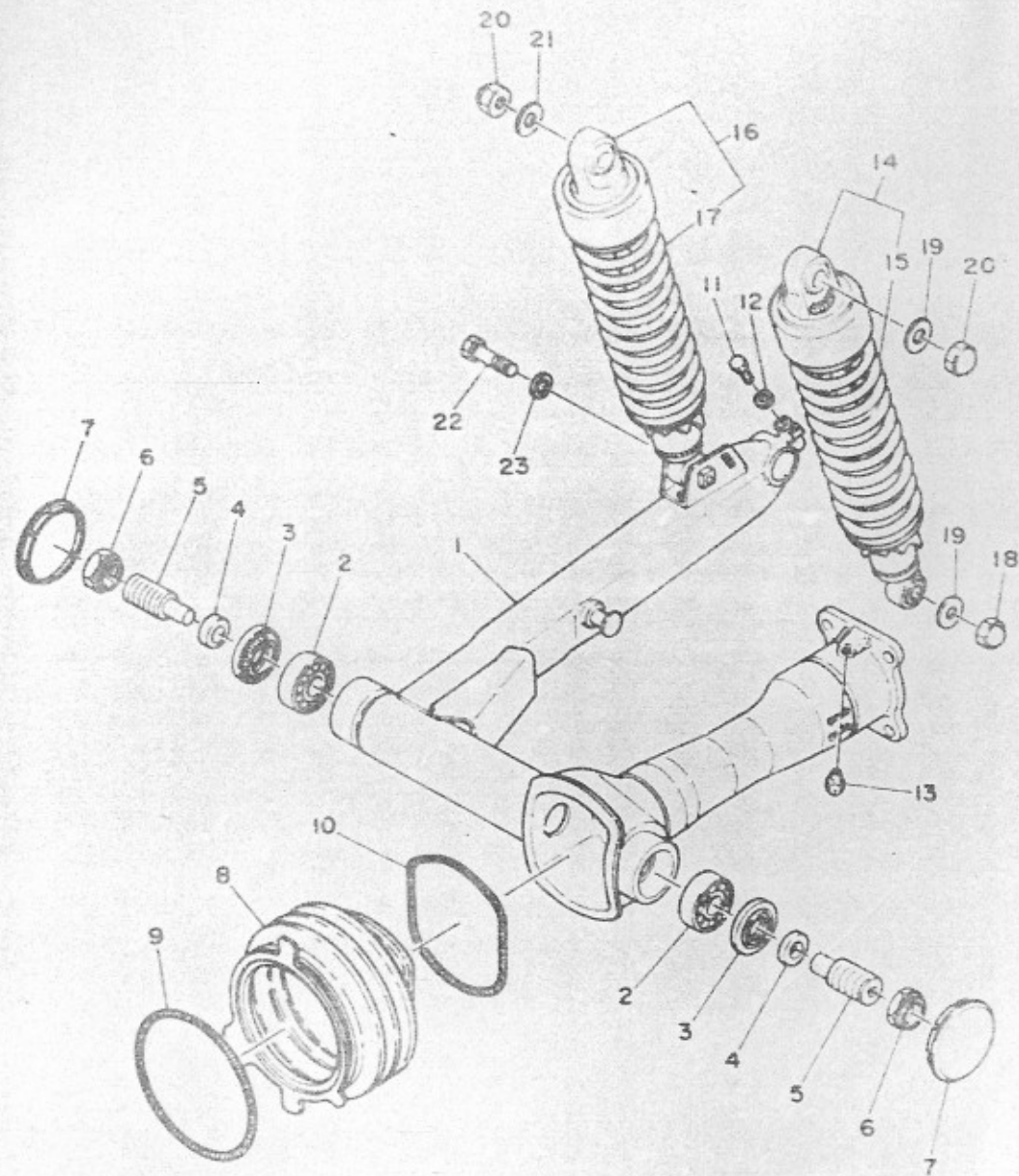
REF. NO.	PART NO.	DESCRIPTION	Q'TY	REMARKS
1	2H9-21711-00-01	COVER, side (L.H)	1	UR indigo blue /clean white
	2H9-21711-00-3J	COVER, side (L.H)	1	UR diamond silver
	2H9-21711-00-7J	COVER, side (L.H)	1	UR new ruby r
2	2H7-28185-00	LID	1	
3	3X0-21781-00	EMBLEM 1	1	IB
4	3X0-21782-00	EMBLEM 2	1	IB
5	2H9-21721-00-01	COVER, side (R.H)	1	UR indigo blue /clean white
	2H9-21721-00-3J	COVER, side (R.H)	1	UR diamond silver
	2H9-21721-00-7J	COVER, side (R.H)	1	UR new ruby r
6	2H7-21717-00	DAMPER, side cover	4	
7	3X0-21783-20	EMBLEM 3	2	UR IB
	3X0-21783-01	EMBLEM 3	2	UR DS, NRR
8	90480-01141	GROMMET	1	
9	2H7-21708-01	SIDE COVER LOCK ASSY	1	
10	92506-06014	SCREW, Pan head	2	
11	92906-06100	WASHER, sPrinG	2	
12	92906-06600	WASHER, Plate	2	
13	2H7-21170-00-33	BOX COMP.	1	yamaha black
14	2H7-21746-00	DAMPER, battery box	4	
15	90387-06387	COLLAR	2	
16	90209-07170	WASHER	2	
17	97301-06030	BOLT	2	
18	92901-06100	WASHER, sPrinG	2	
19	2H7-21747-00	DAMPER	2	
20	2H7-21543-00-91	PLATE 1	1	
21	92501-06012	SCREW, Pan head	3	
22	92901-06100	WASHER, sPrinG	3	
23	92901-06600	WASHER, Plate	3	

FIG. 26 SIDE COVER. TOOL

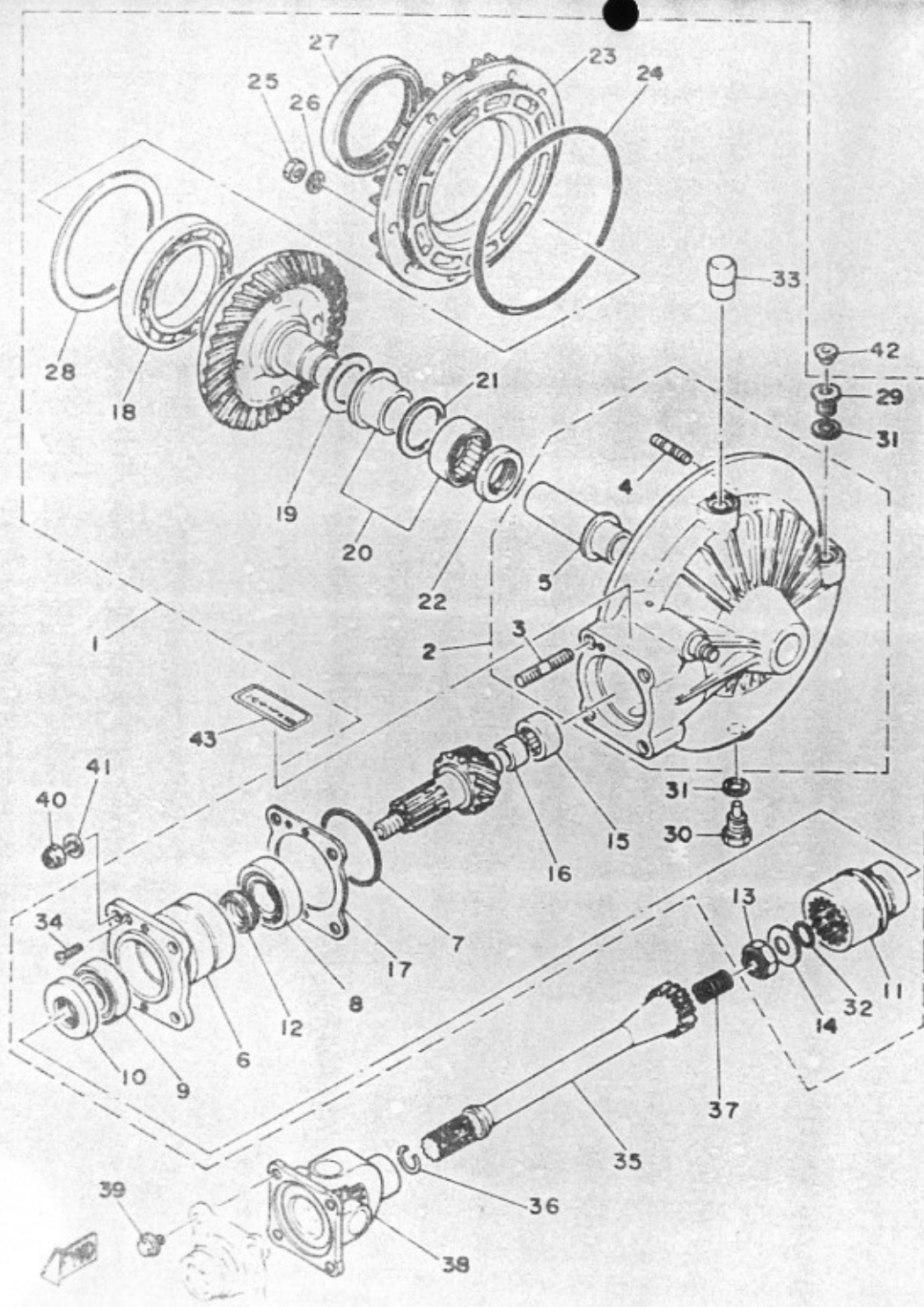


REF. NO.	PART NO.	DESCRIPTION	Q'TY
24	2H7-21171-01	BOX, tool	1
25	92501-06012	SCREW, Pan head	1
26	92901-06100	WASHER, sPring	1
27	90201-06052	WASHER, Plate	1
28	90480-16185	GROMMET	1
29	90480-15058	GROMMET	1
30	90480-17218	GROMMET	1
31	2H7-21715-00	WASHER, sPecial 1	1
32	2H7-28100-10	TOOL KIT	1
33	2H7-2815A-00	•GAUGE, oil level	1
34	2H7-2814A-00	•WIRE, hook	1
35	2H7-2816A-00	•LEVER, wire hook	1

FIG. 27 REAR ARM SUSPENSION

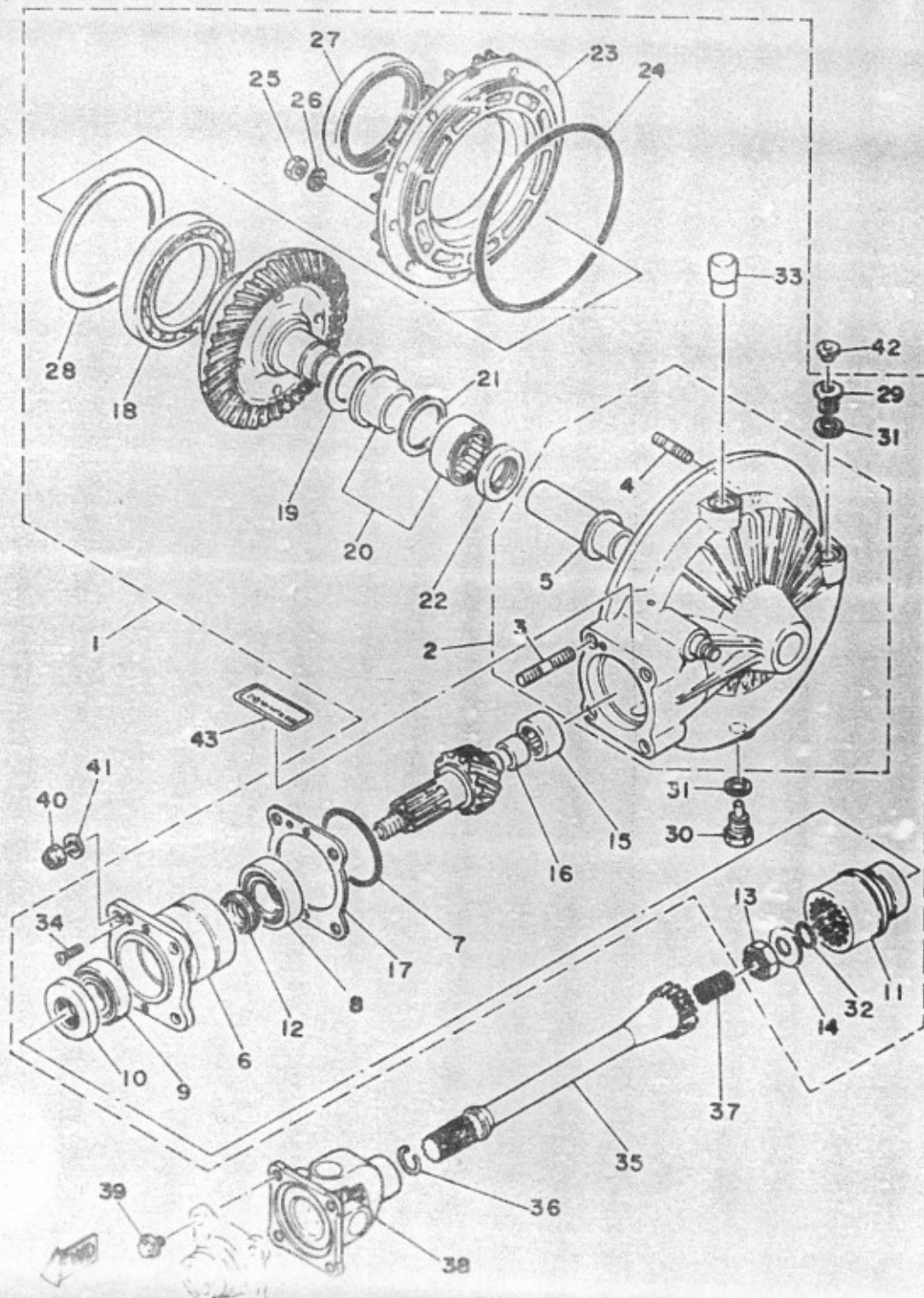


REF. NO.	PART NO.	DESCRIPTION	Q'TY	RE
1	3H3-22110-00-33	REAR ARM COMP.	1	Yamah
2	93332-00010	BEARING	2	
3	93102-25017	OIL SEAL	2	
4	90387-17543	COLLAR	2	
5	1J7-22141-00	SHAFT, Pivot	2	
6	1J7-22143-00	NUT	2	
7	2H7-2219X-00	COVER	2	
8	2H7-22189-00	BOOT, rubber	1	
9	90506-07136	SPRING, tension	1	
10	90506-07135	SPRING, tension	1	
11	97301-08035	BOLT	1	
12	92901-08100	WASHER, sPring	1	
13	93700-06004	NIPPLE, Grease	1	
14	2H9-22210-00	SHOCK ABSORBER ASSY, rear 1	1	
15	2H7-22212-00	•SPRING	1	
16	2H9-22210-10	SHOCK ABSORBER ASSY, rear 2	1	
17	2H7-22212-00	•SPRING	1	
18	90176-10013	NUT, crown	1	
19	90201-10669	WASHER, Plate	2	
20	90176-10009	NUT, crown	2	
21	90201-10687	WASHER, Plate	1	
22	90106-10030	BOLT	1	
23	92903-10100	WASHER, sPring	1	

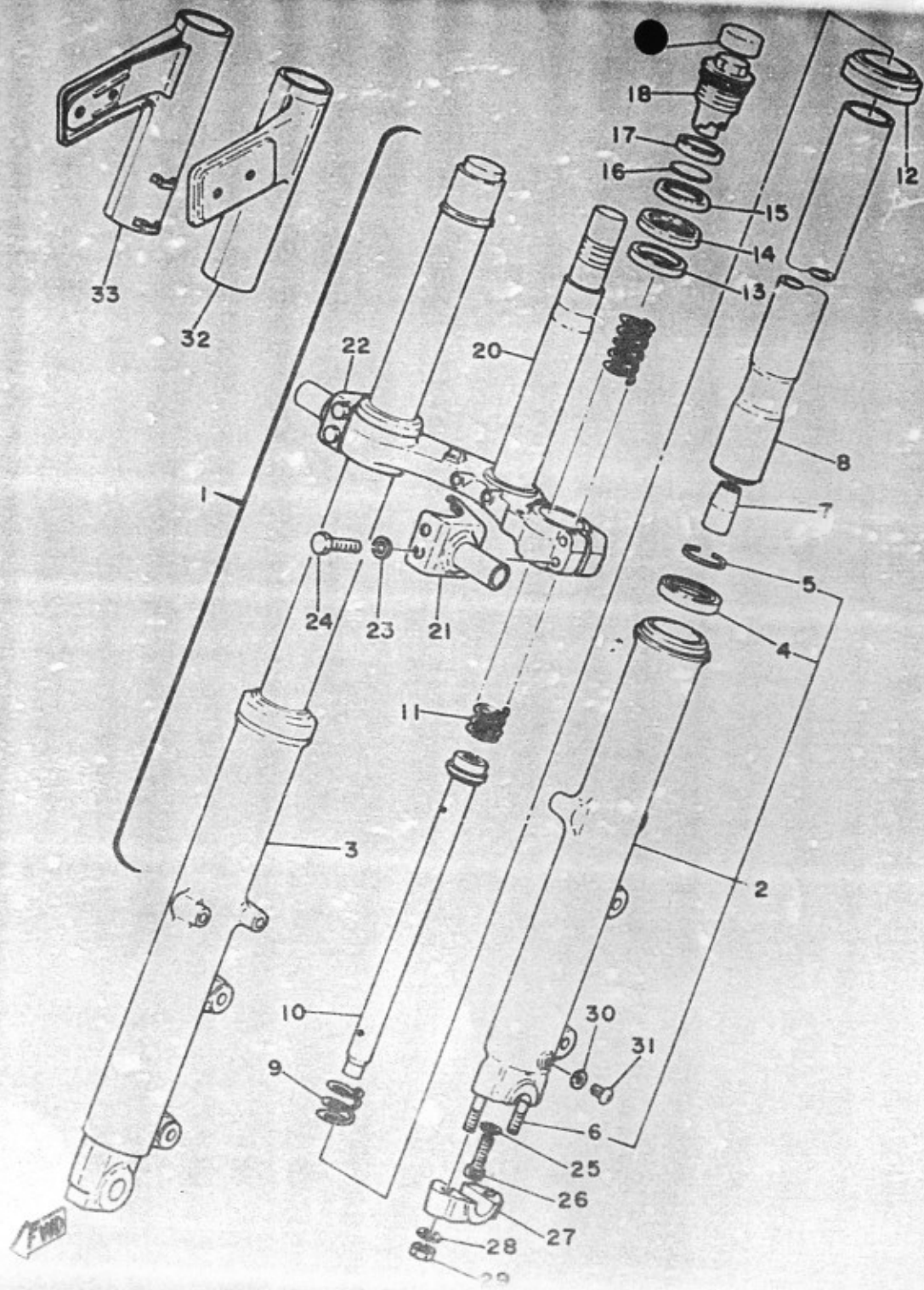


REF. NO.	PART NO.	DESCRIPTION	Q'TY
1	2H7-46101-00	REAR AXLE GEAR CASE ASSY	1
2	2H7-46150-00	•DRIVE SHAFT HOUSING COMP.	1
3	90116-10248	••BOLT, stud	4
4	90116-08247	••BOLT, stud	10
5	1J7-46153-Y0	••COLLAR, guide	1
6	2H7-46124-01	•HOUSING, bearing	1
7	93210-58346	•O-RING	1
8	93332-00027	•BEARING	1
9	93332-00023	•BEARING	1
10	93101-38086	•OIL SEAL	1
11	2H7-46123-00	•COUPLING, gear	1
12	1J7-46129-Y0	•SPACER, expansion	1
13	90185-14070	•NUT, self-locking	1
14	90201-14664	•WASHER, plate	1
15	93317-41510	•BEARING, cylindrical	1
16	2H7-46122-00	•RACE, inner	1
17	1J7-46127-Y0-30	•SHIM (0.30T)	1 UR
	1J7-46127-Y0-35	•SHIM (0.35T)	1 UR
	1J7-46127-Y0-40	•SHIM (0.40T)	1 UR
	1J7-46127-Y0-45	•SHIM (0.45T)	1 UR
	1J7-46127-Y0-50	•SHIM (0.50T)	1 UR
18	93316-01403	•BEARING, cylindrical	1
19	1J7-46119-Y0-10	•SHIM, thrust (0.1T)	1 UR
	1J7-46119-Y0-20	•SHIM, thrust (0.2T)	1 UR
20	1J7-46106-N0	•BEARING ASSY	1
21	1J7-46118-Y0-18	•WASHER, thrust (1.8T)	1 UR
	1J7-46118-Y0-19	•WASHER, thrust (1.9T)	1 UR
	1J7-46118-Y0-20	•WASHER, thrust (2.0T)	1 UR

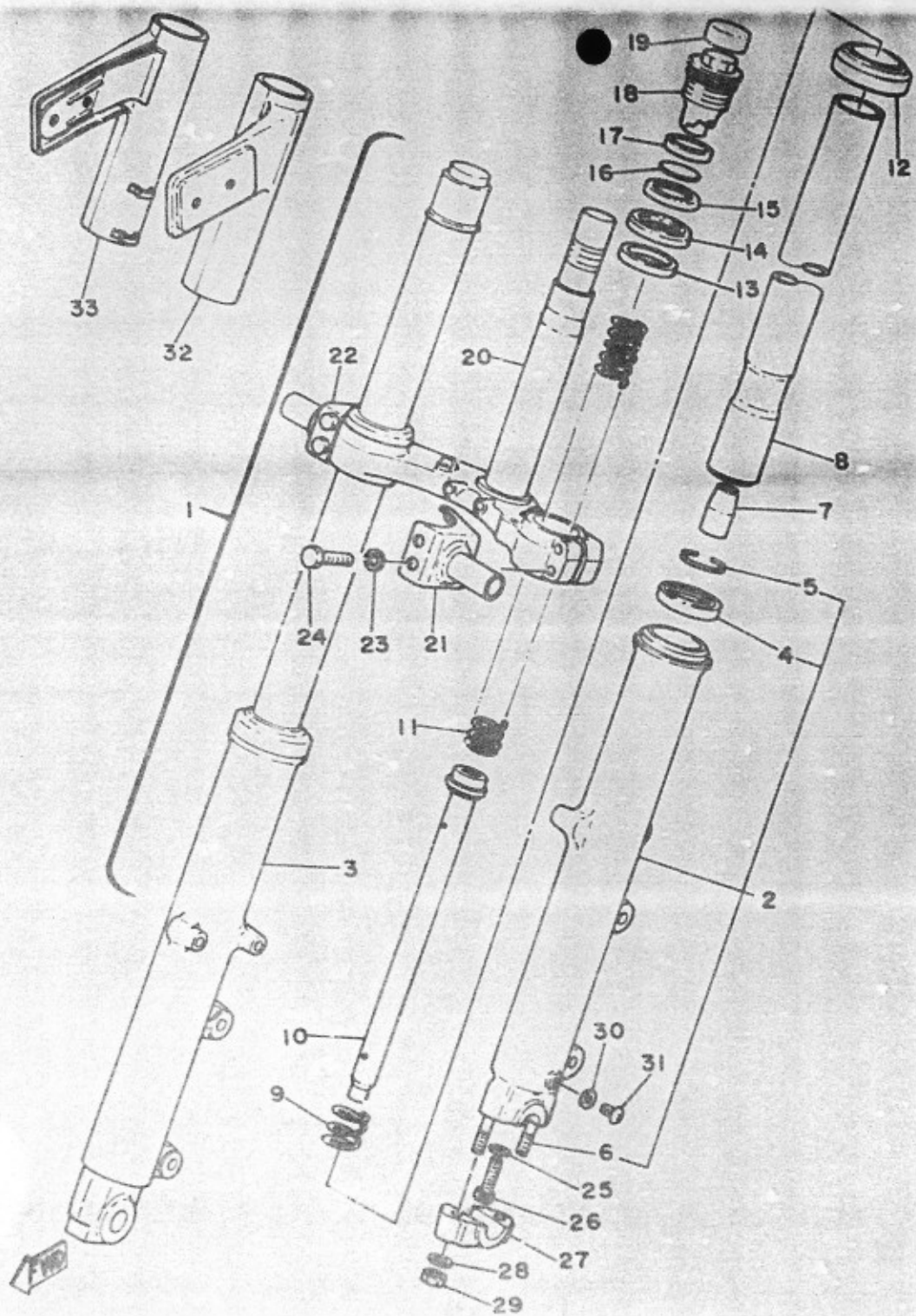
FIG. 28 DRIVE SHAFT



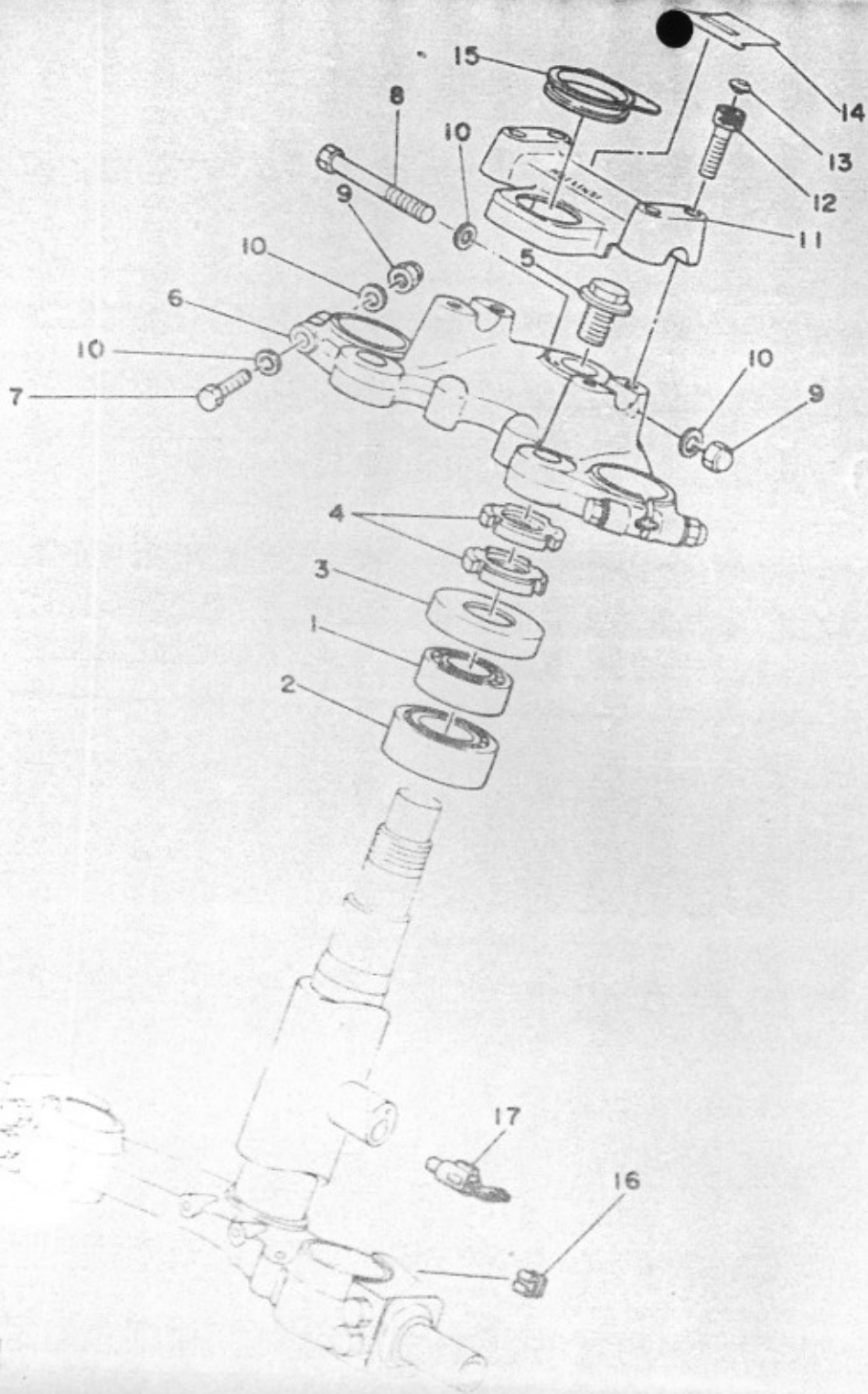
REF. NO.	PART NO.	DESCRIPTION	Q'TY
21	1J7-46118-Y0-21	•WASHER, thrust (2.1T)	1 UR
22	93101-30084	•OIL SEAL	1
23	2H7-46152-00	•HOUSING, bearing	1
24	93211-4348	•O-RING	1
25	95311-08600	•NUT	10
26	92901-08700	•WASHER, wave	10
27	93102-70166	•OIL SEAL	1
28	1J7-46117-Y0-30	•SHIM, ring gear (0.30T)	1 UR
	1J7-46117-Y0-35	•SHIM, ring gear (0.35T)	1 UR
	1J7-46117-Y0-40	•SHIM, ring gear (0.40T)	1 UR
	1J7-46117-Y0-45	•SHIM, ring gear (0.45T)	1 UR
	1J7-46117-Y0-50	•SHIM, ring gear (0.50T)	1 UR
29	90340-14046	•PLUG, straight screw	1
30	90340-14042	•PLUG, straight screw	1
31	214-11198-01	•GASKET	2
32	93210-14359	•O-RING	1
33	2H7-17590-00	•BREATHER COMP.	1
34	98701-05018	•SCREW, flat head	1
35	2H7-46172-00	SHAFT, drive	1
36	90468-12088	CLIP	1
37	90501-16491	SPRING, compression	1
38	2H7-46150-00	CROSS JOINT COMP.	1
39	90105-08066	BOLT, washer based	4
40	95611-10100	NUT, u	4
41	92901-10100	WASHER, spring	4
42	341-23469-00	CAP, bolt	1
43	1J7-46181-10	LABEL, oil caution	1



REF. NO.	PART NO.	DESCRIPTION	QTY	RE
1	2H9-23101-00	FRONT FORK ASSY	1	
2	3H5-23126-00	•TUBE, outer 1	1	
3	3H5-23136-00	•TUBE, outer 2	1	
4	2H7-23145-00	••OIL SEAL	2	
5	3H5-23156-00	••CLIP, oil seal	2	
6	90116-08261	••BOLT, stud	2	
7	1W1-23173-L0	•SPINDLE, taPer	2	
8	2H7-23110-00	•INNER TUBE COMP.1	2	
9	509-23151-L0	•SPRING, rebound	2	
10	2H7-23170-00	•CYLINDER COMP., front fork	2	
11	2H7-23141-00	•SPRING, front fork	2	
12	2H7-23144-00	•SE/L, dust	2	
13	2H7-23163-00	•W/SHER	2	
14	2H7-23116-00	•GUIDE, cover lower	2	
15	2H7-23115-00	•GUIDE, cover upper	2	
16	2H7-23149-00	•WASHER, sPring upper	2	
17	240-23114-00	•GASKET	2	
18	2H7-23111-00	•BOLT, caP	2	
19	2F0-23168-00	•RUBBER, caP bolt	2	
20	2H9-23340-00	•UNDER BRACKET COMP.	1	
21	2H9-23122-00	•COVER, outer 1	1	
22	2H9-23132-00	•COVER, outer 2	1	
23	92903-08100	•WASHER, sPring	4	
24	97313-08040	•BOLT	4	
25	509-23158-L0	•GASKET	2	
26	278-23181-50	•BOLT, hexaEon socket head	2	
27	341-23167-50	•HOLDER, axle	1	
28	90201-08544	•WASHER, Plate	2	

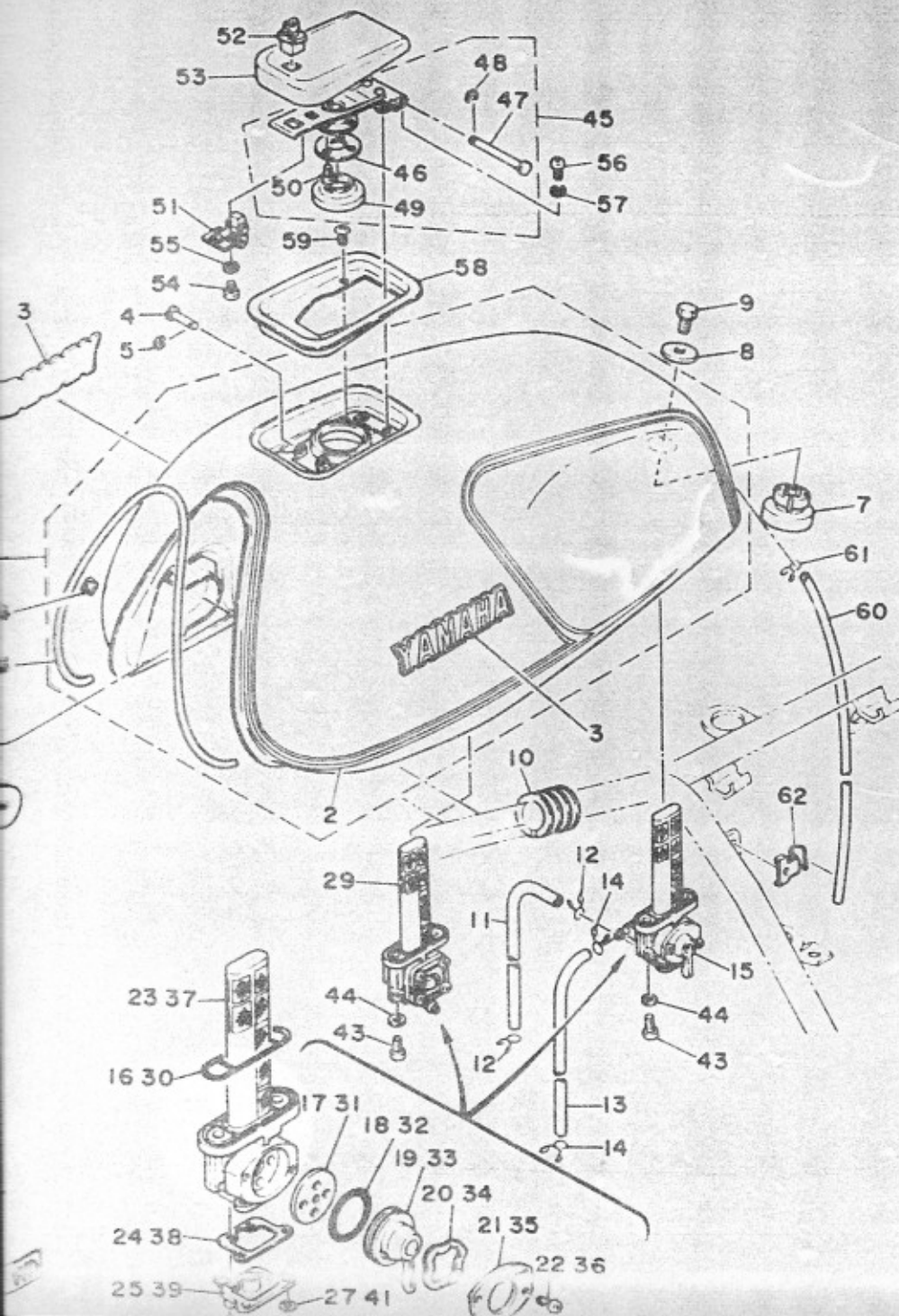


NO.	PART NU.	DESCRIPTION	QTY	REMARKS
29	90185-08054	.NUT, self-locking	2	
30	122-23129-00	.GASKET, drain Plug	2	
31	122-23119-01	.PLUG, drain	2	
32	2H7-23121-00-93	COVER, upper 1	1	chro
33	2H7-23131-00-93	COVER, upper 2	1	chro

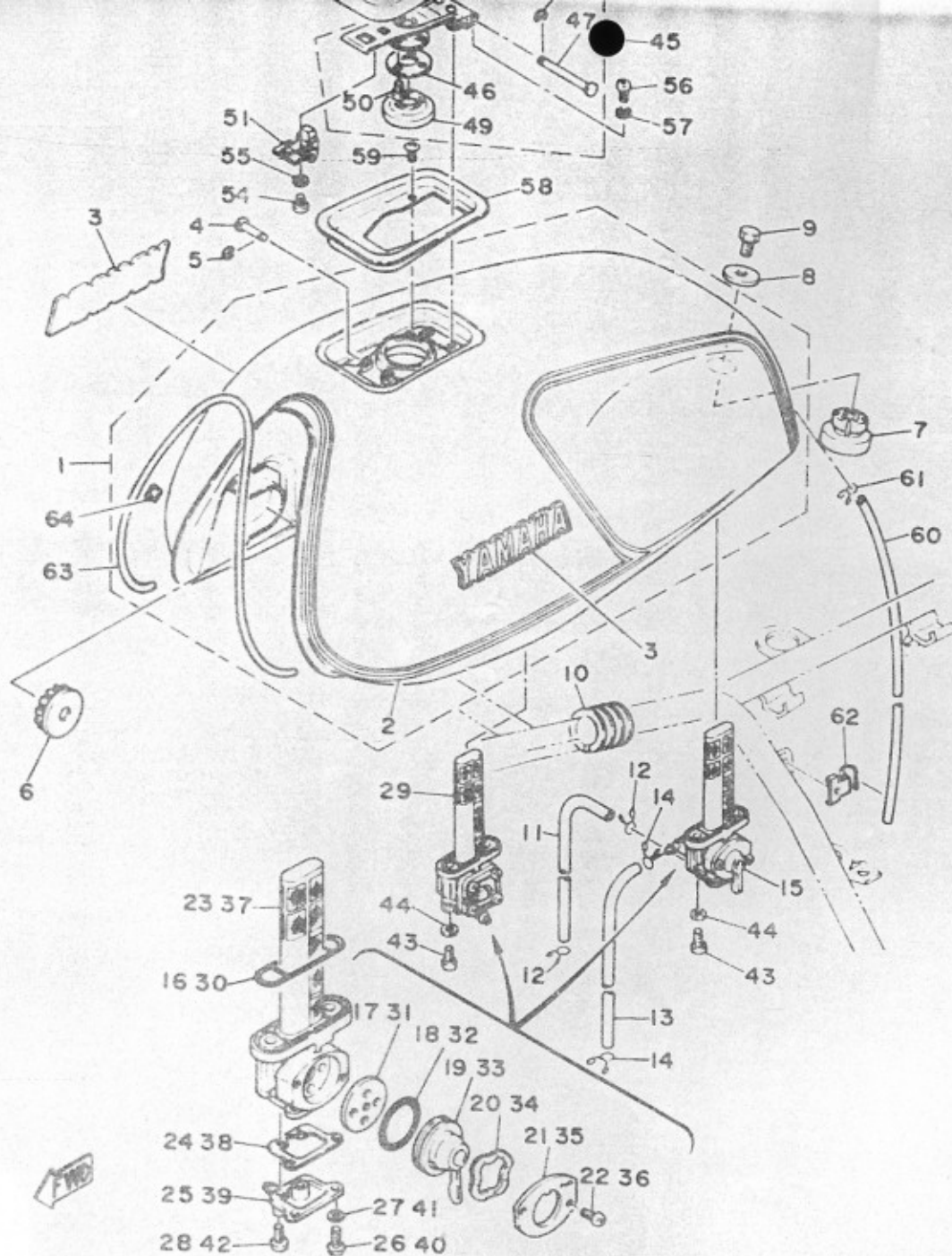


REF. NO.	PART NO.	DESCRIPTION	Q'TY	REMARK
1	93332-00001	BEARING	1	
2	93332-00008	BEARING	1	
3	1J7-23415-00	COVER, ball race 1	1	
4	90179-25033	NUT	2	
5	90105-14102	BOLT, washer based	1	
6	2H7-23435-00-98	CROWN, handle	1	low gloss
7	97313-08050	BOLT	2	
8	97323-08065	BOLT	1	
9	95303-08800	NUT, crown	3	
10	92901-08600	WASHER, Plate	6	
11	2H7-23441-00-98	HOLDER, handle upper	1	low gloss
12	91316-08030	BOLT	4	
13	341-23469-00	CAP, bolt	4	
14	2H7-23395-00	EMBLEM	1	
15	90480-34225	GROMMET	1	
16	2H7-23497-00	GROMMET	2	
17	*	STEERING LOCK ASSY	1	LM

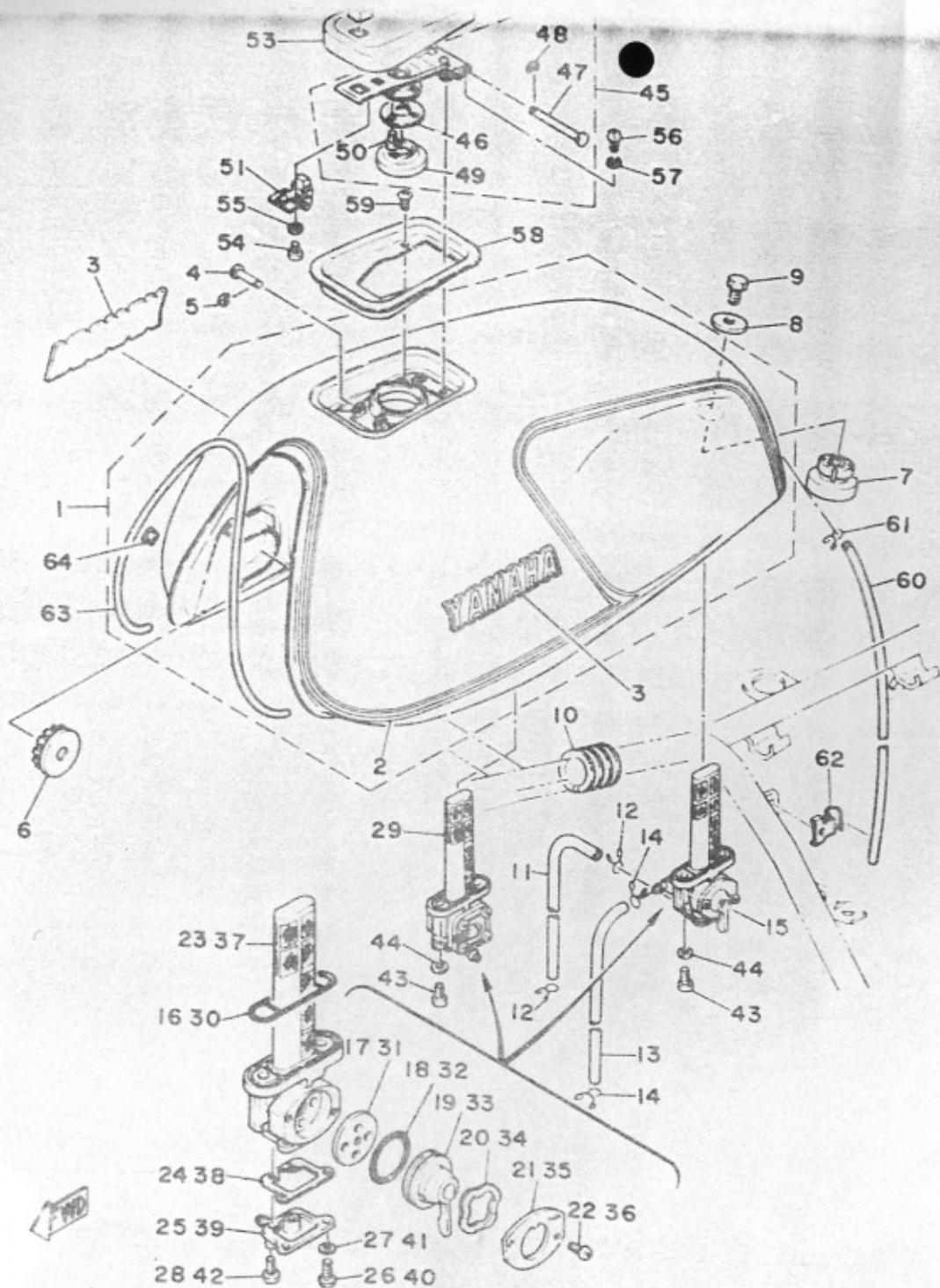
FIG. 31 FUEL TANK



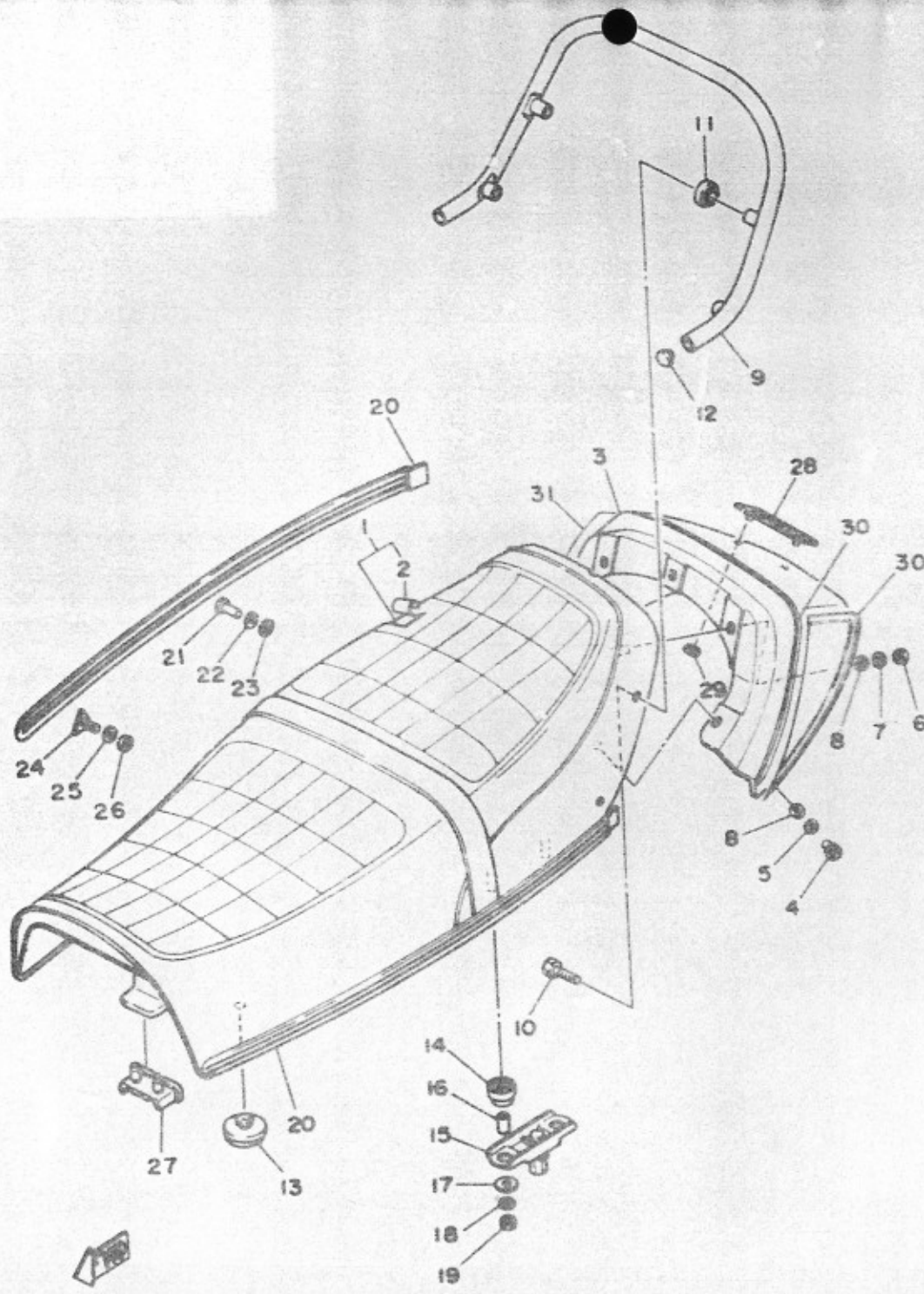
REF. NO.	PART NO.	DESCRIPTION	Q'TY	REMARKS
1	2H9-24110-00-X1	FUEL TANK COMP.	1	UR indigo blue/clean white
	2H9-24110-00-07	FUEL TANK COMP.	1	UR diamond silver/frst silve
	2H9-24110-00-08	FUEL TANK COMP.	1	UR new ruby red/le&ato maroon
2	3X0-24240-00	.GRAPHIC SET	1	UR IB
	3X0-24240-10	.GRAPHIC SET	1	UR DS, NRR
3	3X0-24161-20	EMBLEM 1	2	UR IB
	3X0-24161-01	EMBLEM 1	2	UR DS, NRR
4	90249-03123	PIN	1	
5	93430-02001	CIRCLIP	1	
6	1J7-24161-01	DAMPER, locatin& 1	2	
7	2H7-24162-00	DAMPER, locatin& 2	1	
8	90201-08310	WASHER, Plate	1	
9	97301-08012	BOLT	1	
10	1J7-24163-02	DAMPER, locatin& 3	2	
11	90445-10141	HOSE	2	
12	90467-0900C	CLIP	4	
13	90445-07176	HOSE	2	
14	90467-07029	CLIP	4	
15	2H7-24500-00	FUEL COCK ASSY 1	1	
16	1J7-24512-00	.O-RING	1	
17	1J7-24523-00	.VALVE	1	
18	1J7-24534-00	.SEAL, cock	1	
19	2H7-24524-00	.LEVER, cock	1	
20	1J7-24518-00	.WASHER, wave	1	
21	2H7-24525-00	.PLATE, lever fitting&	1	
22	98503-03008	.SCREW, Pan head	2	
23	1J7-24514-02	.NET, filter 1	1	



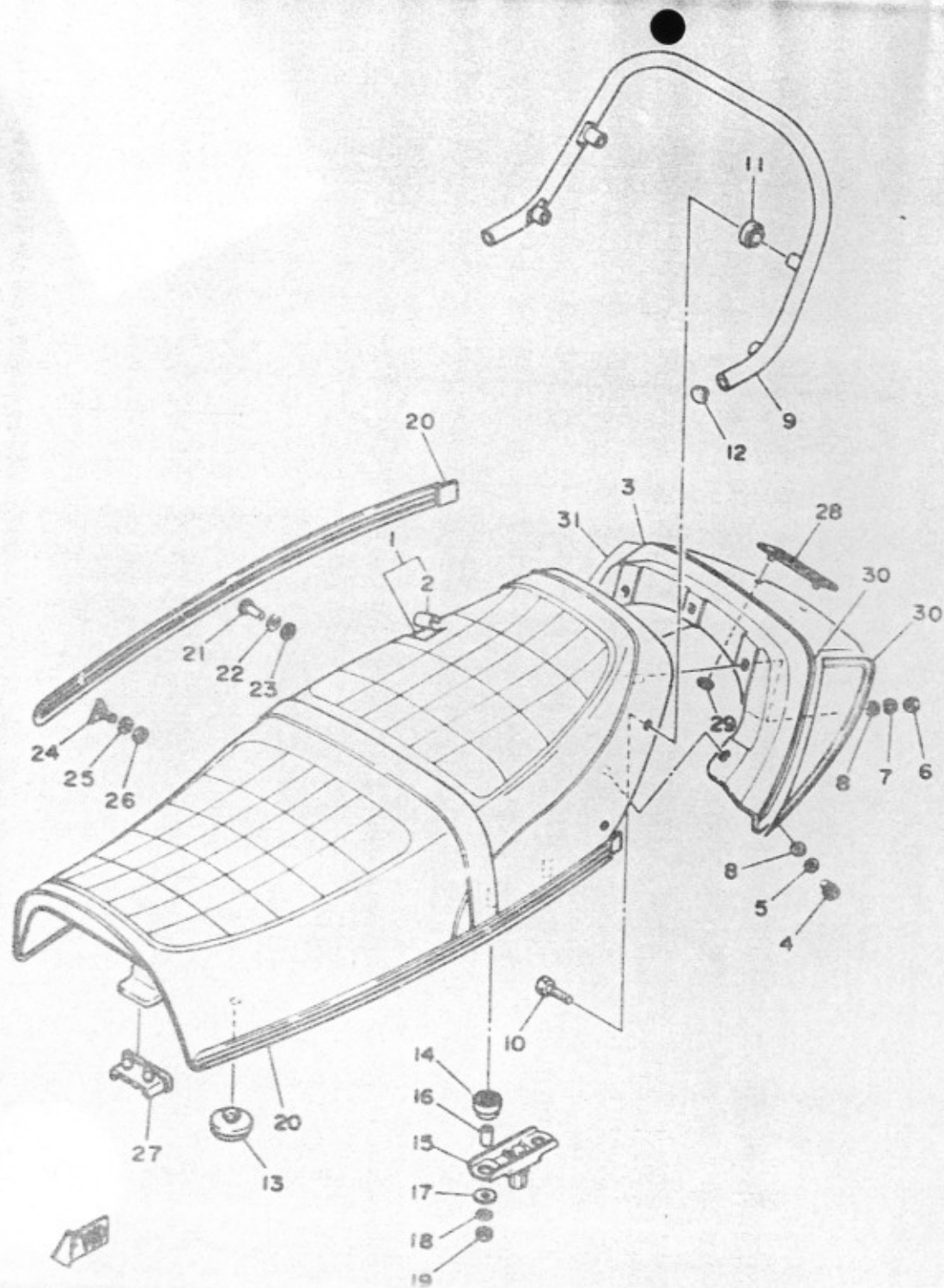
24	1J7-24522-00	•GASKET	1
25	2H7-24521-00	•CUP, filter	1
26	98506-04012	•SCREW, Pan head	2
27	92906-04100	•WASHER, sPring	2
28	98606-04018	•SCREW, oval head	2
29	2H7-24510-00	FUEL COCK ASSY 2	1
30	1J7-24512-00	•O-RING	1
31	1J7-24523-00	•VALVE	1
32	1J7-24534-00	•SEAL, cock	1
33	2H7-24524-10	•LEVER, cock	1
34	1J7-24518-00	•WASHER, wave	1
35	2H7-24525-10	•PLATE, lever fitting	1
36	98503-03008	•SCREW, Pan head	2
37	1J7-24514-02	•NET, filter 1	1
38	1J7-24522-00	•GASKET	1
39	2H7-24521-00	•CUP, filter	1
40	98506-04012	•SCREW, Pan head	2
41	92906-04100	•WASHER, sPring	2
42	98606-04018	•SCREW, oval head	2
43	90149-06008	SCREW	4
44	90202-06010	WASHER, Plate	4
45	2H7-W2461-02	TANK CAP BODY ASSY	1
46	2H7-24641-01	•GASKET, caP 1	1
47	2H7-24623-00	•PIN 1	1
48	93430-02001	•CIRCLIP	1
49	437-24612-00	•GASKET, caP	1
50	97701-30506	•SCREW, Panhead tapping	3
51	2H7-W2462-00	HOOK & SLIDE CAM ASSY	1



52	2H7-2412-00	KEY COMP.	1
53	2H7-24611-00	COVER, body	1
54	98901-03008	SCREW, bind	2
55	92901-03100	WASHER, sPring	2
56	98501-05010	SCREW, Pan head	2
57	92901-05100	WASHER, sPring	2
58	2H7-2414A-00	COVER, filler	1
59	98901-05008	SCREW, bind	4
60	90445-10366	HOSE	1
61	90467-09006	CLIP	1
62	90462-10040	CLAMP	1
63	2H7-24139-00	MOLD, fuel tank	1
64	90468-03063	CLIP	4

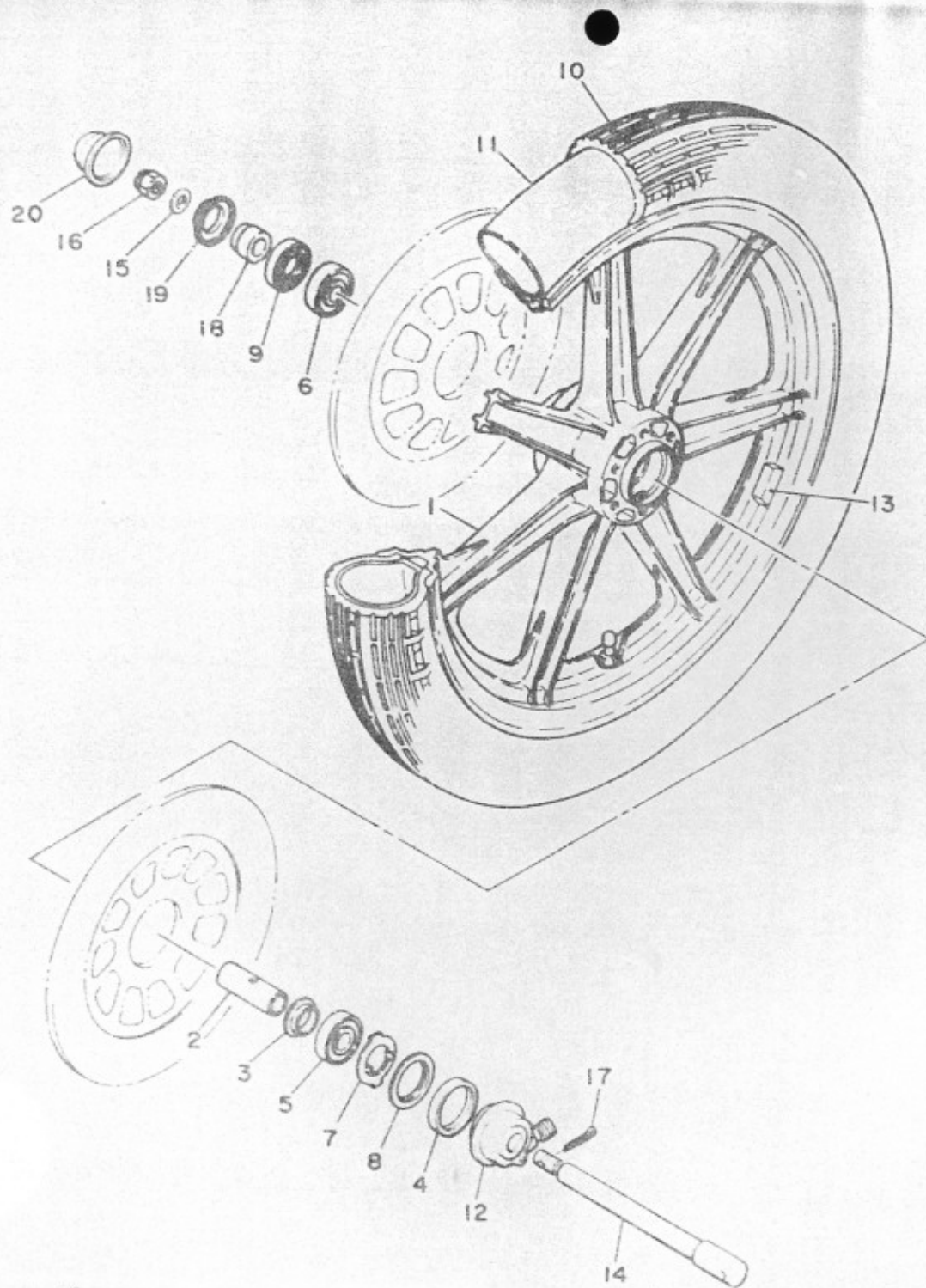


REF. NO.	PART NO.	DESCRIPTION	Q'TY	REMARKS
1	2H7-W2472-00	DOUBLE SEAT ASSY	1	
2	2H7-24731-00	COVER, double seat	1	
3	2H7-24756-00-3J	COVER, tail	1	UR diamon
	2H7-24756-00-4E	COVER, tail	1	UR ind
	2H7-24756-00-7J	COVER, tail	1	UR new
4	97301-05014	BOLT	2	
5	92901-00100	WASHER, sPring	2	
6	95301-05600	NUT	3	
7	92901-05100	WASHER, sPring	3	
8	92901-05200	WASHER, Plain	5	
9	2H7-24773-00	HANDLE, seat	1	
10	90101-08305	BOLT	4	
11	174-24796-00	COVER	4	
12	1J3-24742-00	GROMMET	2	
13	1LS-24741-00	PAD, seat	6	
14	2H7-24723-00	DAMPER, seat	4	
15	2H7-24730-00	BRACKET, seat	2	
16	90387-06553	COLLAR	4	
17	90201-06552	WASHER, Plate	4	
18	92901-06100	WASHER, sPring	4	
19	95301-06600	NUT	4	
20	3X0-24785-00-3J	MOLD, seat (LEFT)	1	UR diam
	3X0-24785-00-4E	MOLD, seat (LEFT)	1	UR
	3X0-24785-00-7J	MOLD, seat (LEFT)	1	UR n
	3X0-24785-10-3J	MOLD, seat (RIGHT)	1	UR diam
	3X0-24785-10-4E	MOLD, seat (RIGHT)	1	UR
	3X0-24785-10-7J	MOLD, seat (RIGHT)	1	UR
21	1J7-24789-00	RIVET	2	



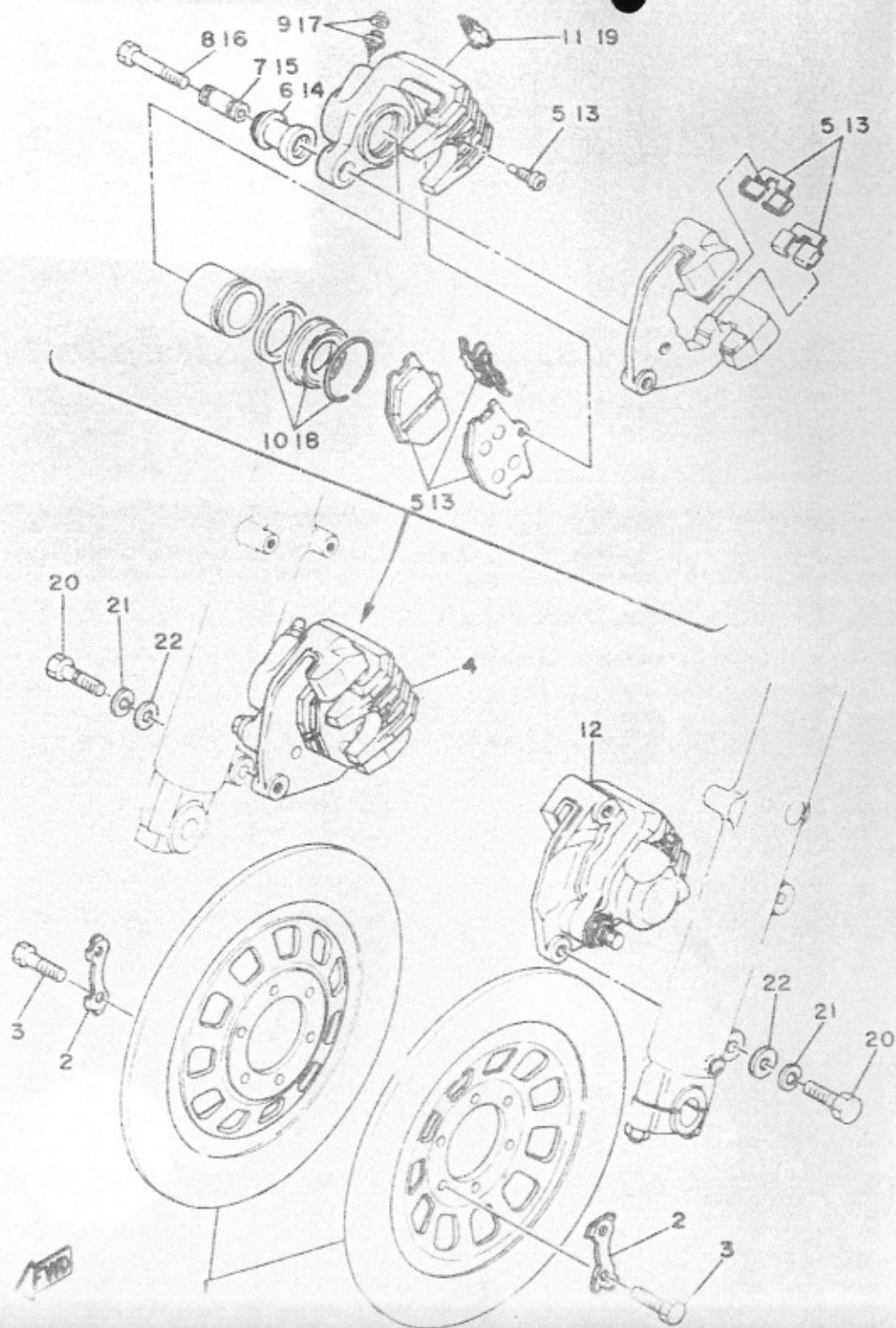
REF. NO.	PART NO.	DESCRIPTION	Q'TY	REM.
22	1J7-24722-00	WASHER, sPecial	2	
23	1J7-24735-00	SPEED NUT	2	
24	1J7-24777-00	BOLT, lever fitting	4	
25	92901-04200	WASHER, Plain	4	
26	95301-04600	NUT	4	
27	2H7-24724-00	DAMPER, seat	1	
28	3X0-24783-00	EMBLEM	1	
29	90183-04005	NUT, sPring	2	
30	3X0-24757-00	GRAPHIC, tail cover	1	UR IB
	3X0-24757-10	GRAPHIC, tail cover	1	UR DS.
31	3X0-24767-00	GRAPHIC, tail cover	1	IB

FIG. 33 FRONT WHEEL

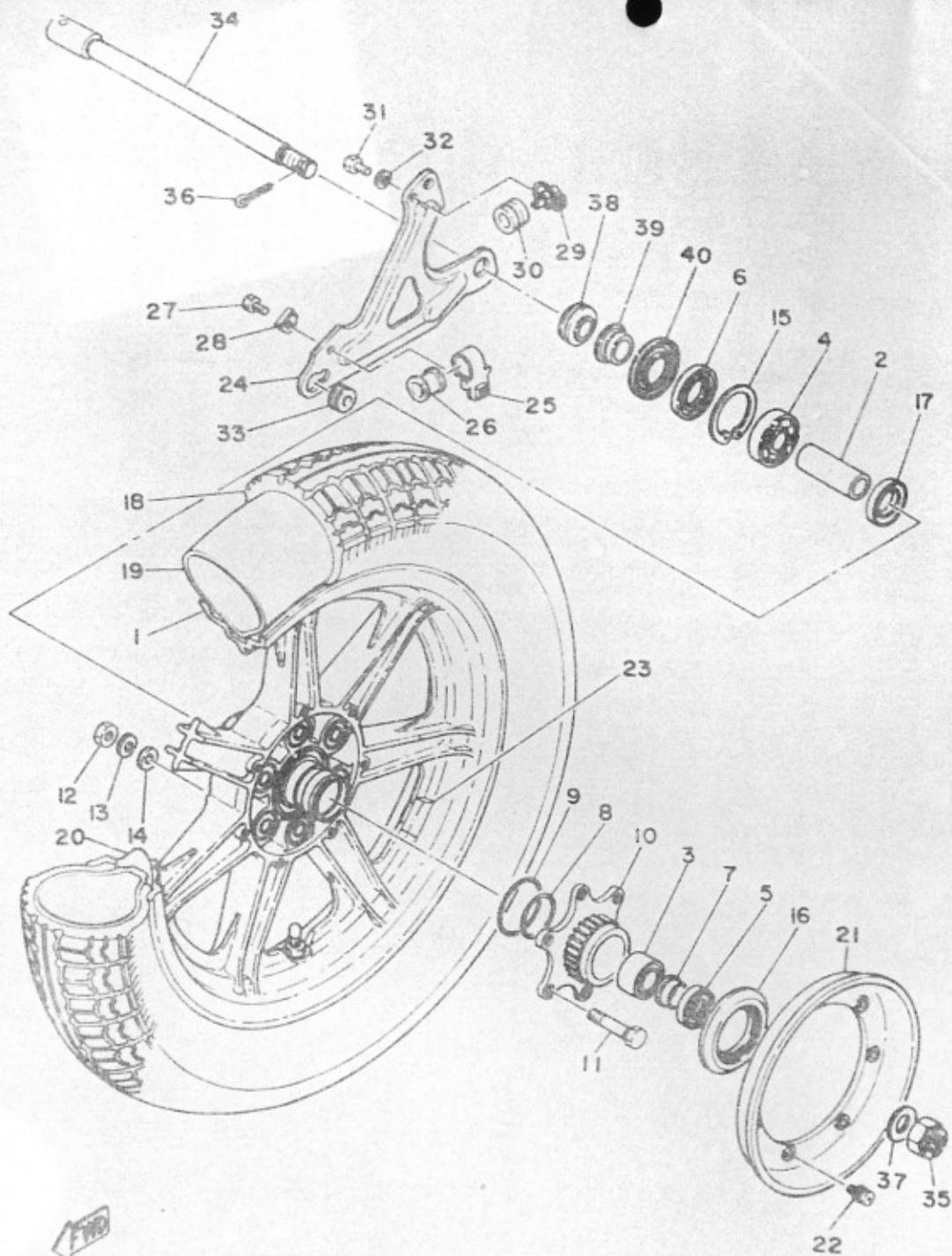


REF. NO.	PART NO.	DESCRIPTION	Q'TY
1	2H9-25168-00	CAST WHEEL, front (1.85-19)	1
2	90560-17126	SPACER	1
3	1A1-25115-00	FLANGE, spacer 1	1
4	93105-45017	OIL SEAL	1
5	93306-30309	BEARING (B6302ZZ)	1
6	93306-30303	BEARING (B6302Z)	1
7	341-25149-00	CLUTCH, meter	1
8	541-25846-00	RETAINER, clutch	1
9	93102-28022	OIL SEAL	1
10	94135-19597	TIRE (3.50-19)	1
11	94232-19122	TUBE (3.25-19)	1
12	341-25190-01	GEAR UNIT ASSY	1
13	1A1-25398-01	BALANCER, wheel (20G)	1 UN
	1A1-25399-00	BALANCER, wheel (10G)	1 UN
	2M0-25399-00	BALANCER, wheel (30G)	1 UN
14	341-25181-01	AXLE, wheel	1
15	90209-14136	WASHER	1
16	90171-14006	NUT, castle	1
17	91401-30030	PIN, cotter	1
18	90387-17433	COLLAR	1
19	341-25118-00	COVER, hub dust	1
20	521-25188-00	CAP	1

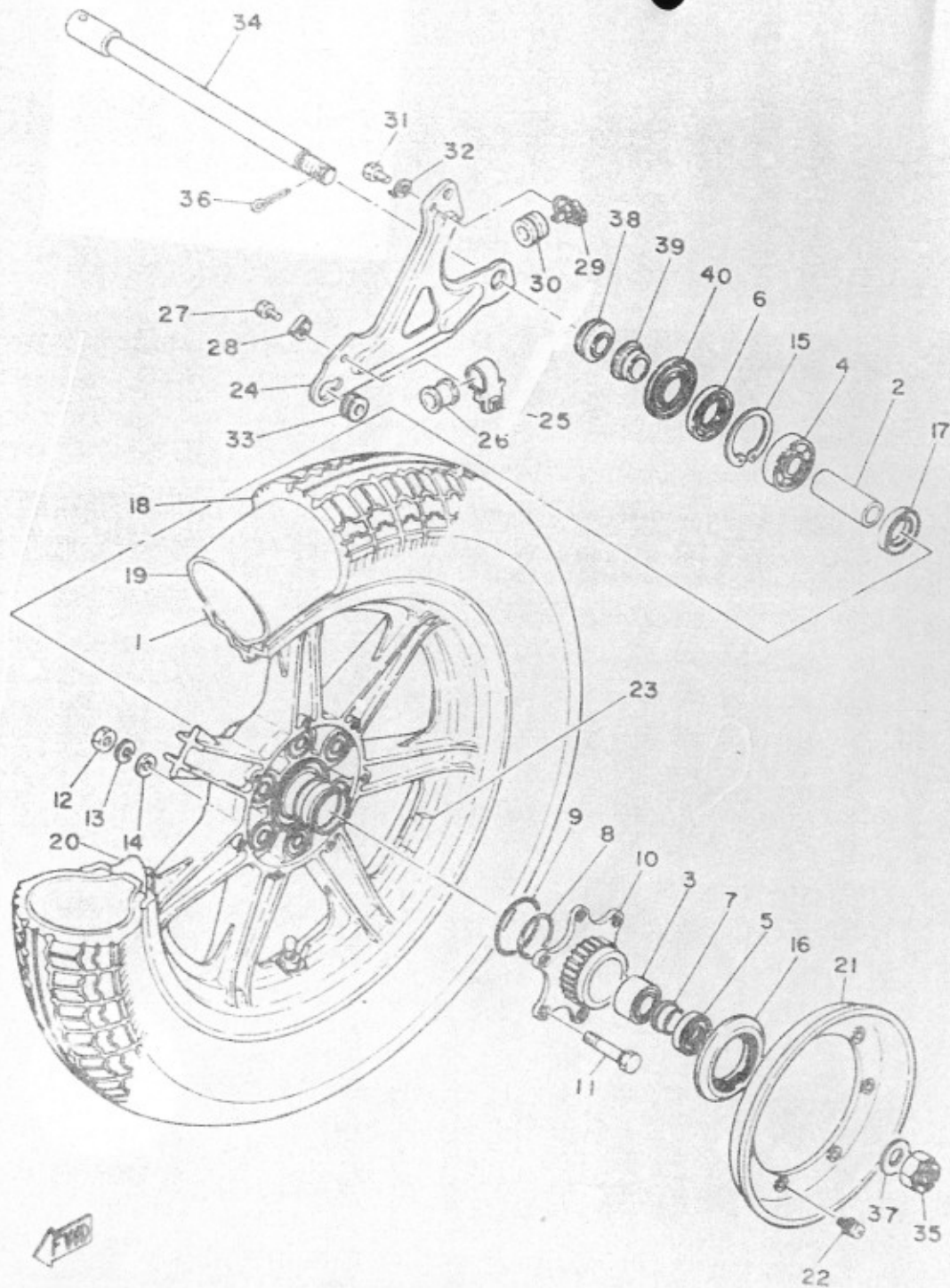
FIG. 34 FRONT BRAKE CALIPER



REF. NO.	PART NO.	DESCRIPTION	Q'TY	REMARKS
1	1J3-25831-00	DISC, brake	2	
2	1J3-25834-01	WASHER, lock	6	
3	90101-08312	BOLT	12	
4	1J3-25810-04	CALIPER ASSY (RIGHT)	1	
5	1J3-W0045-00	•BRAKE PAD KIT, front	1	
6	1J3-25917-00	•BOOT, caliPer	1	
7	1J3-25838-00	•SLEEVE, caliPer	1	
8	90105-08145	•BOLT, washer based	1	
9	1J3-W0048-00	•BREED SCREW KIT	1	
10	1J3-W0047-00	•CALIPER SEAL KIT	1	
11	1J3-25845-01	•CAP, indicator	1	
12	1J3-25810-14	CALIPER ASSY (LEFT)	1	
13	1J3-W0045-00	•BRAKE PAD KIT, front	1	
14	1J3-25917-00	•BOOT, caliPer	1	
15	1J3-25838-00	•SLEEVE, caliPer	1	
16	90105-C8145	•BOLT, washer based	1	
17	1J3-W0048-00	•BREED SCREW KIT	1	
18	1J3-W0047-00	•CALIPER SEAL KIT	1	
19	1J3-25845-01	•CAP, indicator	1	
20	90101-10308	BOLT	4	
21	92901-10100	WASHER, sPring	4	
22	92901-10200	WASHER, Plain	4	

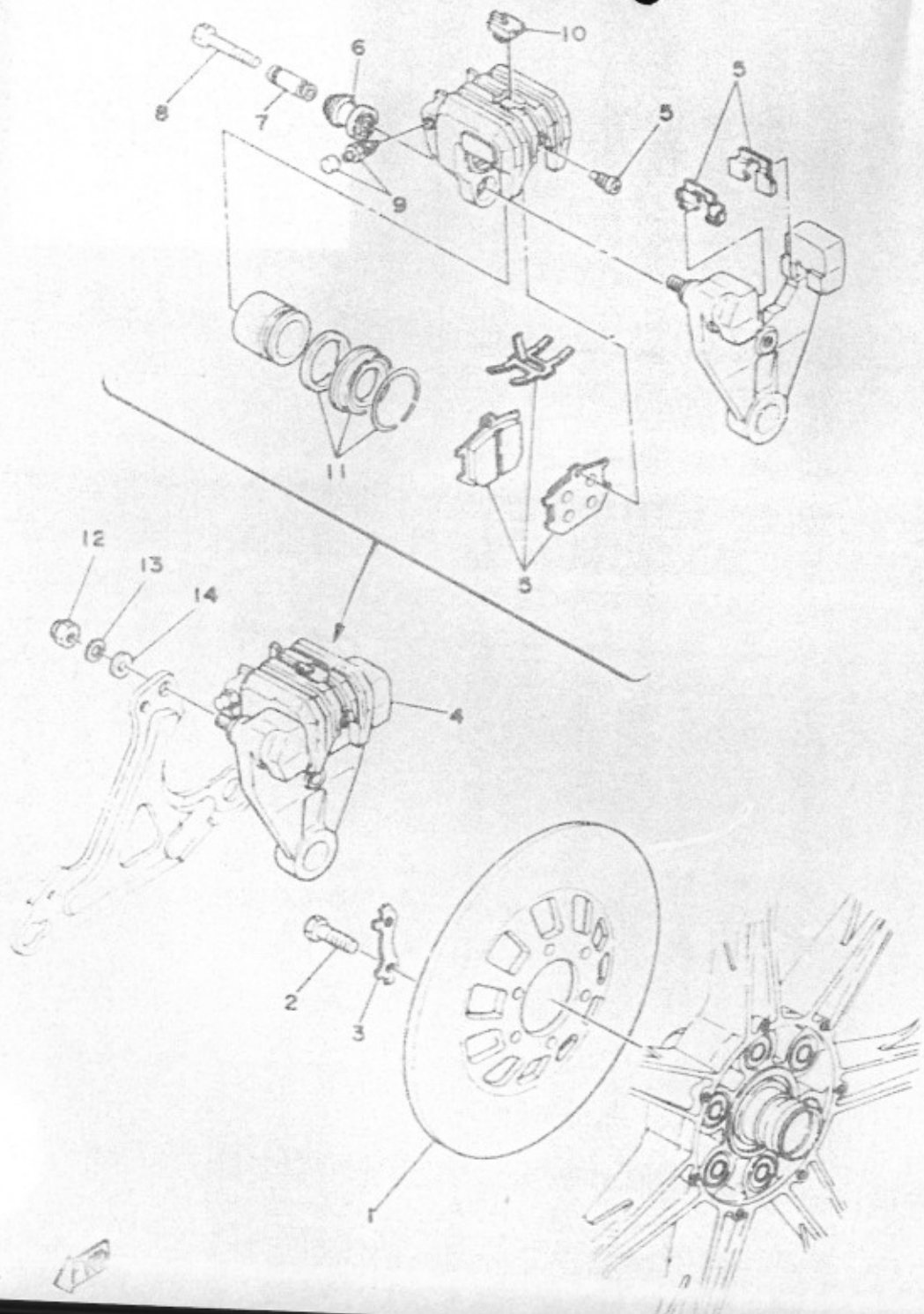


REF. NO.	PART NO.	DESCRIPTION	Q'TY
1	2H8-W2533-00	CAST WHEEL, rear (2.50-17)	1
2	2H7-25317-00	SPACER, bearing	1
3	93313-62010	BEARING, cylindrical	1
4	93306-30404	BEARING (B6304Z)	1
5	93102-25045	OIL SEAL	1
6	93104-27026	OIL SEAL	1
7	90387-20541	COLLAR	1
8	93210-41358	O-RING	1
9	93210-58144	O-RING	1
10	2H7-25366-00	CLUTCH, hub	1
11	90109-10491	BOLT	6
12	95380-10600	NUT	6
13	92901-10100	WASHER, spring	6
14	0201-10124	WASHER, plate	6
15	93420-52014	CIRCLIP	1
16	1J7-25319-01	SEAL, hub dust	1
17	2H7-25315-00	FLANGE, spacer	1
18	94145-17598	TIRE (4.50-17)	1
19	94245-17132	TUBE (4.50-17)	1
20	2H7-25394-00	SPACER, bead	2
21	2H7-25327-00	COVER, plate	1
22	90159-05018	SCREW, with washer	4
23	1A1-25398-01	BALANCER, wheel (20G)	1 UN
	1A1-25399-00	BALANCER, wheel (10G)	1 UN
	2M0-25399-00	BALANCER, wheel (30G)	1 UN
24	2H7-25371-00	PLATE, torque stopper	1
25	2H7-25886-00	HOLDER, brake hose	1
26	306-25881-00	PROTECTOR, brake hose	1



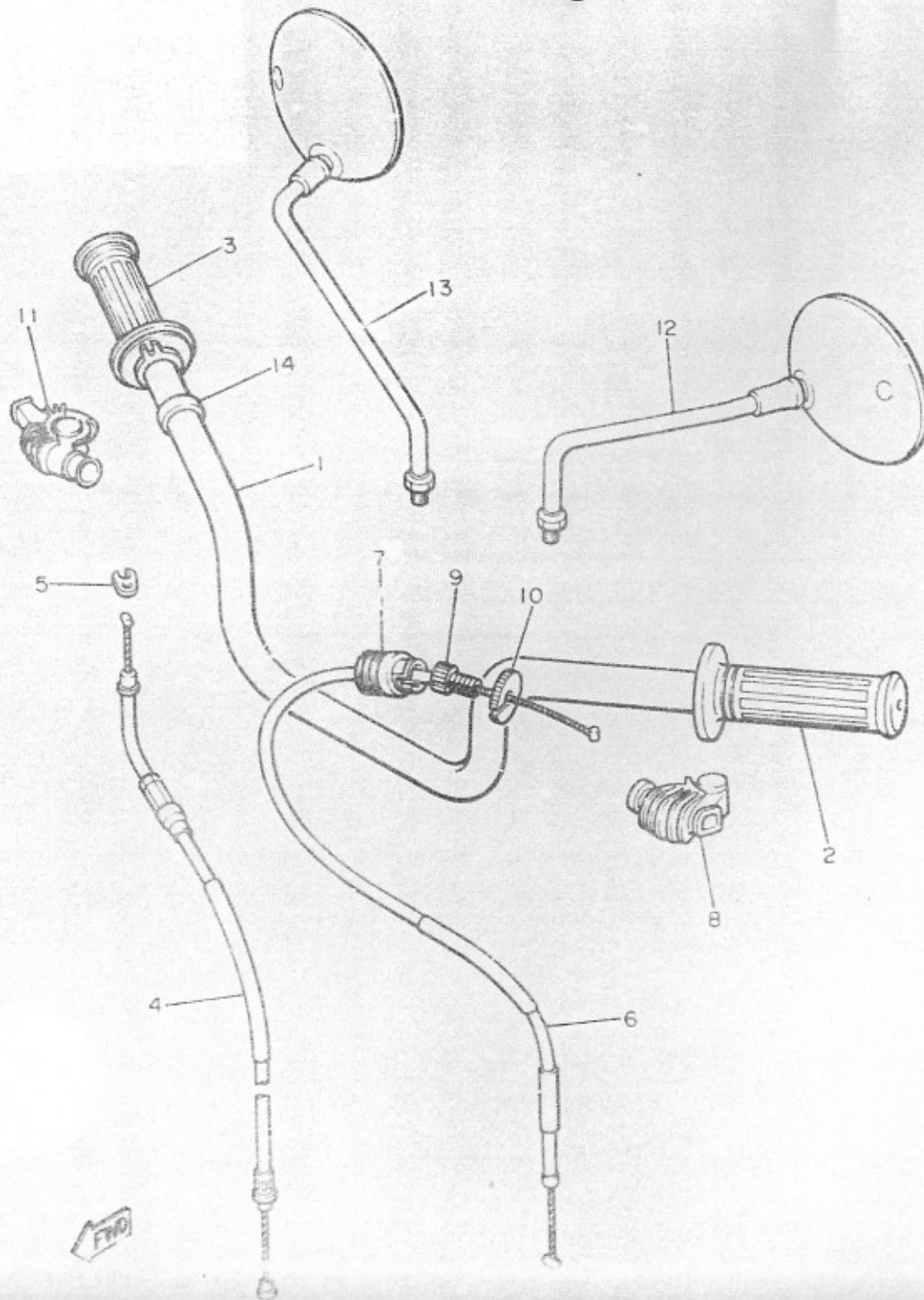
REF. NO.	PART NO.	DESCRIPTION	Q'TY	R
27	97306-06014	BOLT	1	
28	90215-06128	WASHER, lock	1	
29	2H7-25887-00	HOLDER, brake hose	1	
30	341-25881-00	PROTECTOR, brake hose	1	
31	97306-06014	BOLT	1	
32	92906-06100	WASHER, spring	1	
33	1J7-25374-00	SPACER, torque stopper	1	
34	2H7-25381-00	AXLE, wheel	1	
35	90171-18008	NUT, castle	1	
36	91401-40035	PIN, cotter	1	
37	90201-18620	WASHER, plate	1	
38	90387-20637	COLLAR	1	
39	1J7-25377-00	COLLAR, wheel	1	
40	1J7-25367-00	COVER, hub dust	1	

FIG. 36 REAR BRAKE CALIPER



REF. NO.	PART NO.	DESCRIPTION	Q'TY
1	1J3-25831-00	DISC, brake	1
2	90101-08312	BOLT	6
3	1J3-25834-01	WASHER, lock	3
4	2H7-25810-52	CALIPER ASSY	1
5	1J3-W0046-00	•BRAKE PAD KIT, rear	1
6	1J3-25917-00	•BOOT, caliPer	1
7	1J3-25838-00	•SLEEVE, caliPer	1
8	90105-08145	•BOLT, washer based	1
9	1J3-W0048-00	•BREED SCREW KIT	1
10	1J3-25845-01	•CAP, indicator	1
11	1J3-W0047-00	•CALIPER SEAL KIT	1
12	95303-08800	NUT, crown	1
13	92903-08100	WASHER, sPring	1
14	92903-08600	WASHER, Plate	1

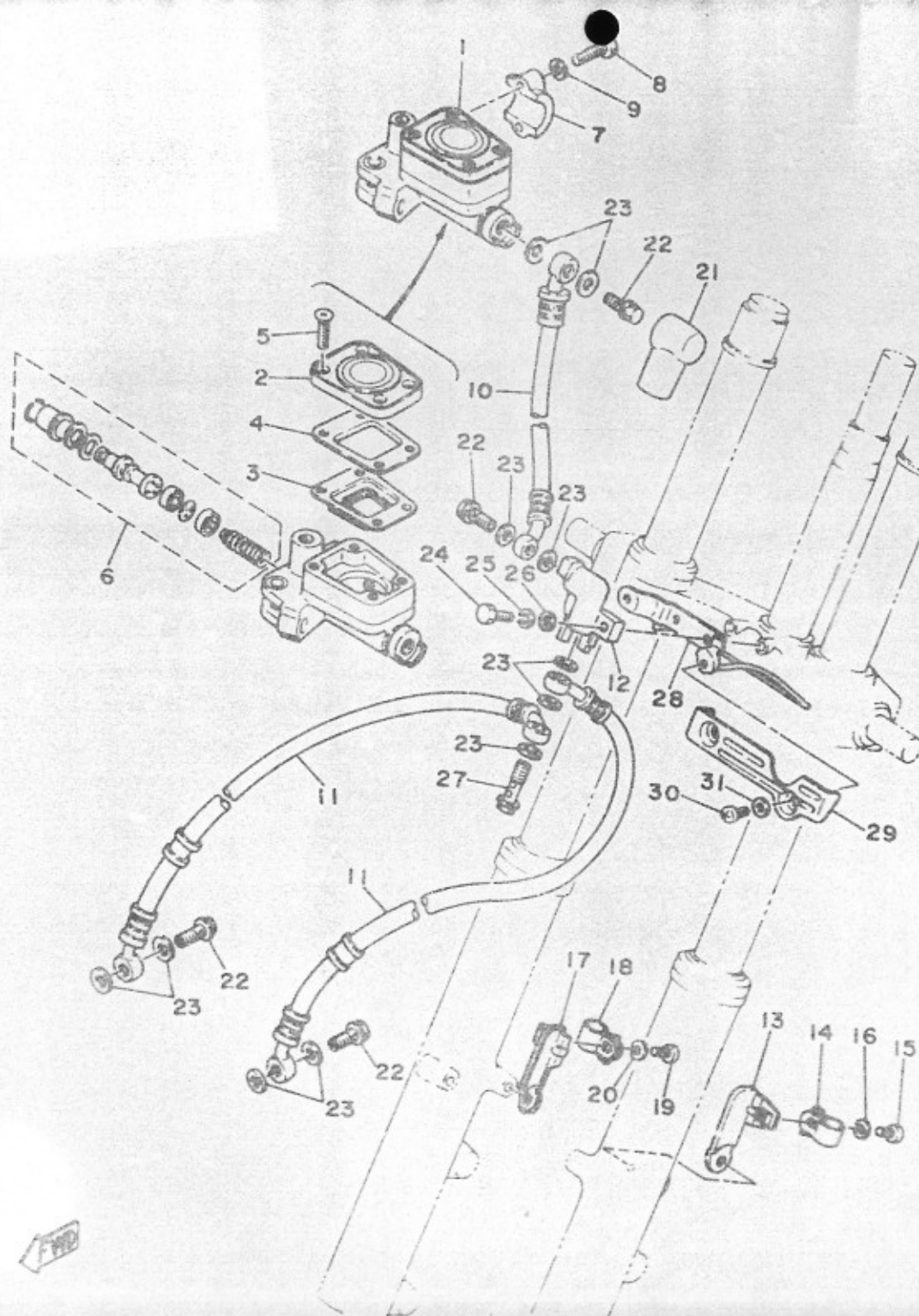
FIG. 3 HANDLEBAR-CABLE



REF. NO.	PART NO.	DESCRIPTION	Q'TY
1	2H9-26111-00	HANDLEBAR	1
2	2H7-26241-00	GRIP (L.H)	1
3	2H7-26240-00	GRIP ASSY	1
4	2H9-26311-00	CABLE, throttle 1	1
5	584-26393-01	HOLDER	1
6	2H9-26335-00	CABLE, clutch	1
7	1E6-26342-00	BOOT, cable	1
8	1E6-26372-00	COVER, handle lever	1
9	90123-08046	BOLT	1
10	90179-08148	NUT	1
11	1T5-26372-00	COVER, handle lever	1
12	1J7-26250-12	MIRROR ASSY	1
13	1J7-26290-02	MIRROR ASSY	1
14	90387-22660	COLLAR	1

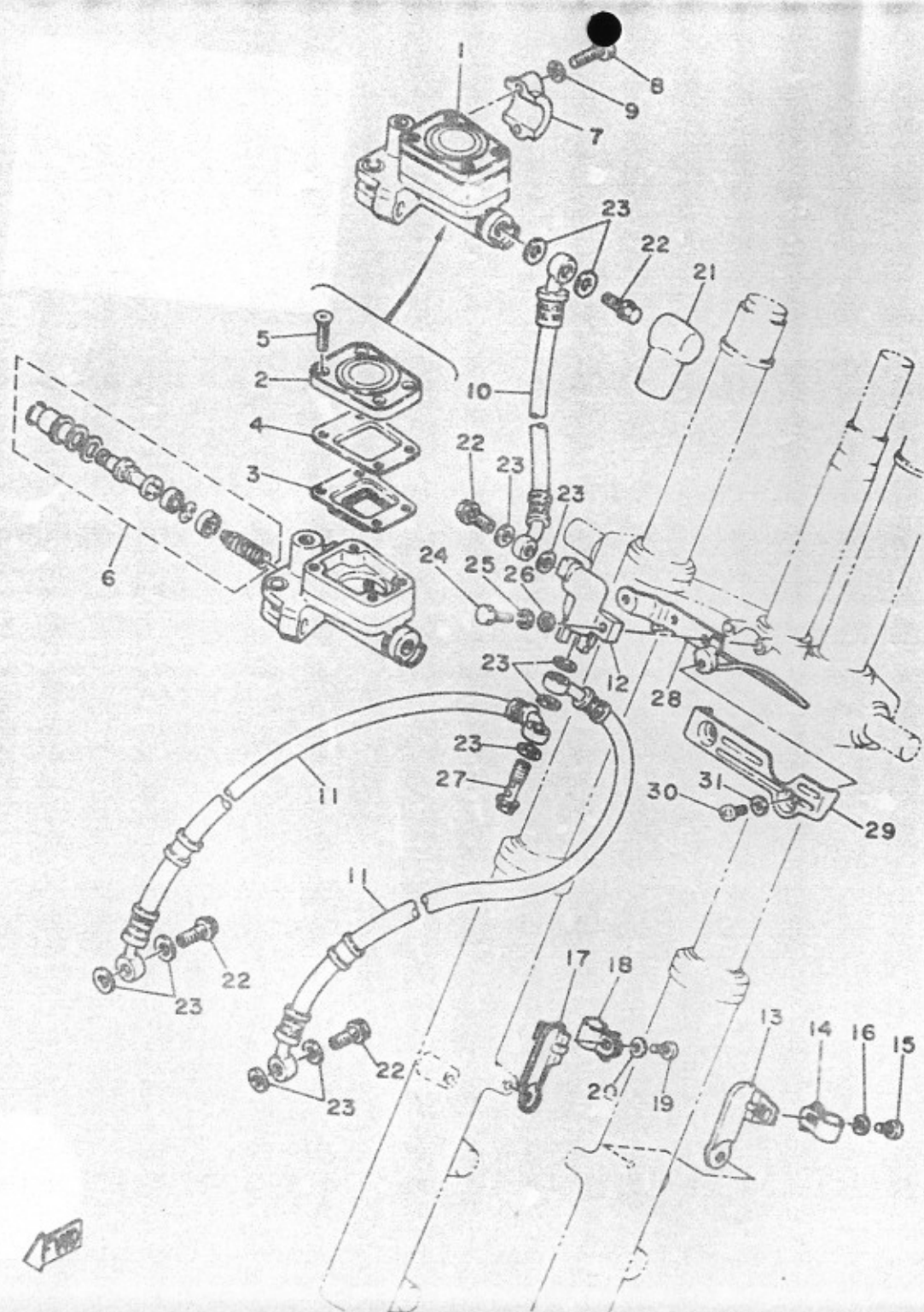
FWD

FIG. 38 FRT MASTER CYLINDER



REF. NO.	PART NO.	DESCRIPTION	Q'TY
1	1J3-25850-23	MASTER CYLINDER ASSY	1
2	1J3-25852-01	.CAP, reservoir	1
3	1J3-25854-01	.DIAPHRAGM, reservoir	1
4	1J3-25855-01	.BUSH, diaPhraGm	1
5	2G2-25857-00	.SCREW, master cylinder	4
6	1J3-W0041-20	.CYLINDER KIT, master	1
7	1J3-25867-00	BRACKET, master cylinder	1
8	97313-06025	BOLT	2
9	92903-06100	WASHER, sPrinG	2
10	2H9-25872-00	HOSE, brake 1	1
11	2H7-25873-00	HOSE, brake 2	2
12	1J7-25885-01	JOINT	1
13	2H7-25875-00	HOLDER, brake hose 1	1
14	90461-10034	CLAMP	1
15	92503-06012	SCREW, Pan head	1
16	92903-06100	WASHER, sPrinG	1
17	2H7-25876-00	HOLDER, brake hose 2	1
18	90461-10034	CLAMP	1
19	92503-06012	SCREW, Pan head	1
20	92903-06100	WASHER, sPrinG	1
21	341-25862-20	BOOT, master cylinder	1
22	90401-10034	BOLT, union	4
23	90201-10118	WASHER, Plate	11
24	97301-06025	BOLT	1
25	92901-06100	WASHER, sPrinG	1
26	92901-06600	WASHER, Plate	1
27	90401-10044	BOLT, union	1
28	2H7-26399-00	GUIDE, cable	1

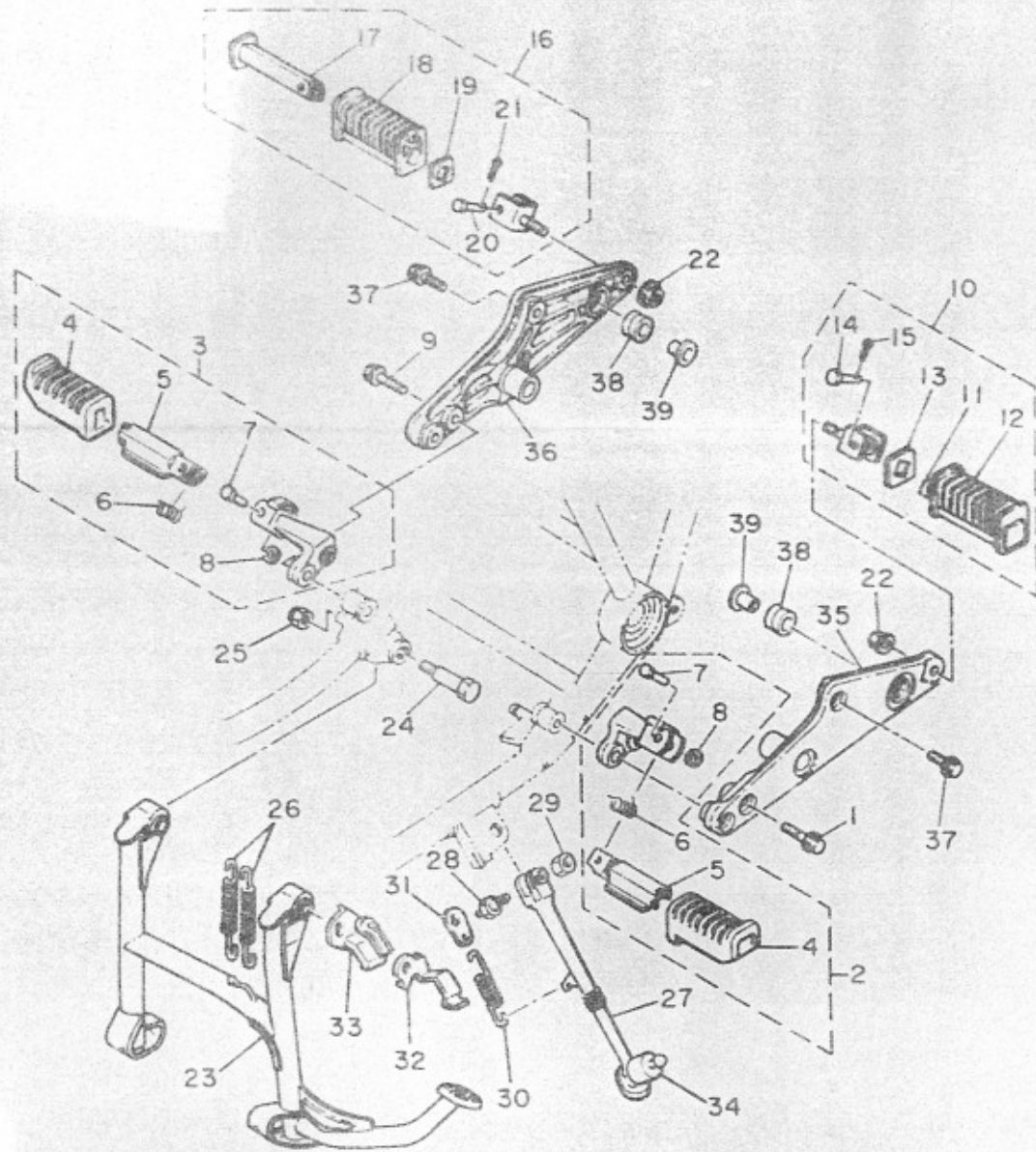
FIG. 38 FRT MASTER CYLINDER



REF. NO.	PART NO.	DESCRIPTION	Q'TY
29	2H7-23317-00	HOLDER, cable	1
30	92506-06012	SCREW, Pan head	2
31	92906-06600	WASHER, Plate	2

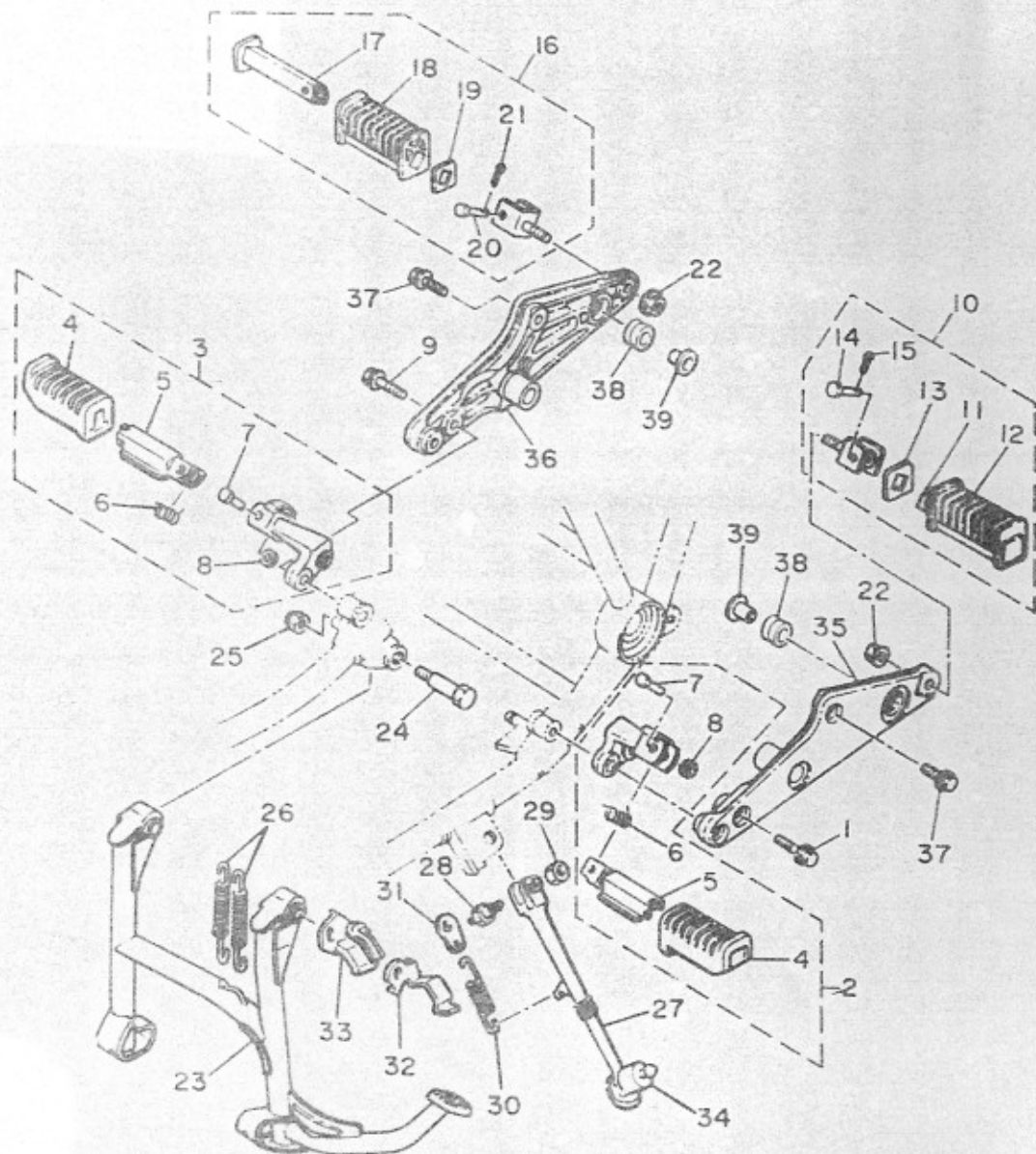


FIG. STAND FOOTREST



REF. NO.	PART NO.	DESCRIPTION	Q'TY
1	90105-10115	BOLT, washer based	1
2	3X0-27410-00	FRONT FOOTREST ASSY (L.H)	1
3	3X0-27420-00	FRONT FOOTREST ASSY (R.H)	1
4	1J7-27413-01	COVER, footrest	1
5	1T3-27461-00	FOOTREST	1
	1T3-27451-00	FOOTREST	1
6	90508-20023	SPRING, torsion	1
7	90243-08006	PIN	1
8	90201-06042	WASHER, Plate	1
9	90105-10115	BOLT, washer based	1
10	2H7-27430-00	REAR FOOTREST ASSY 1	1
11	447-27431-00	FOOTREST, rear 1	1
12	1J7-27433-00	COVER, rear footrest	1
13	90209-18070	WASHER	1
14	91701-06035	PIN, clevis	1
15	91401-16012	PIN, cotter	1
16	2H7-27440-00	REAR FOOTREST ASSY 2	1
17	447-27441-00	FOOTREST, rear 2	1
18	1J7-27444-00	COVER, rear footrest	1
19	90209-18070	WASHER	1
20	91701-06035	PIN, clevis	1
21	91401-16012	PIN, cotter	1
22	90179-10247	NUT	2
23	2H9-27111-00	STAND, main	1
24	90109-10440	BOLT	2
25	90185-10037	NUT, self-locking	2
26	90506-28100	SPRING, tension	2
27	2H9-27311-00	STAND, side	1
28	90109-10500	BOLT	1

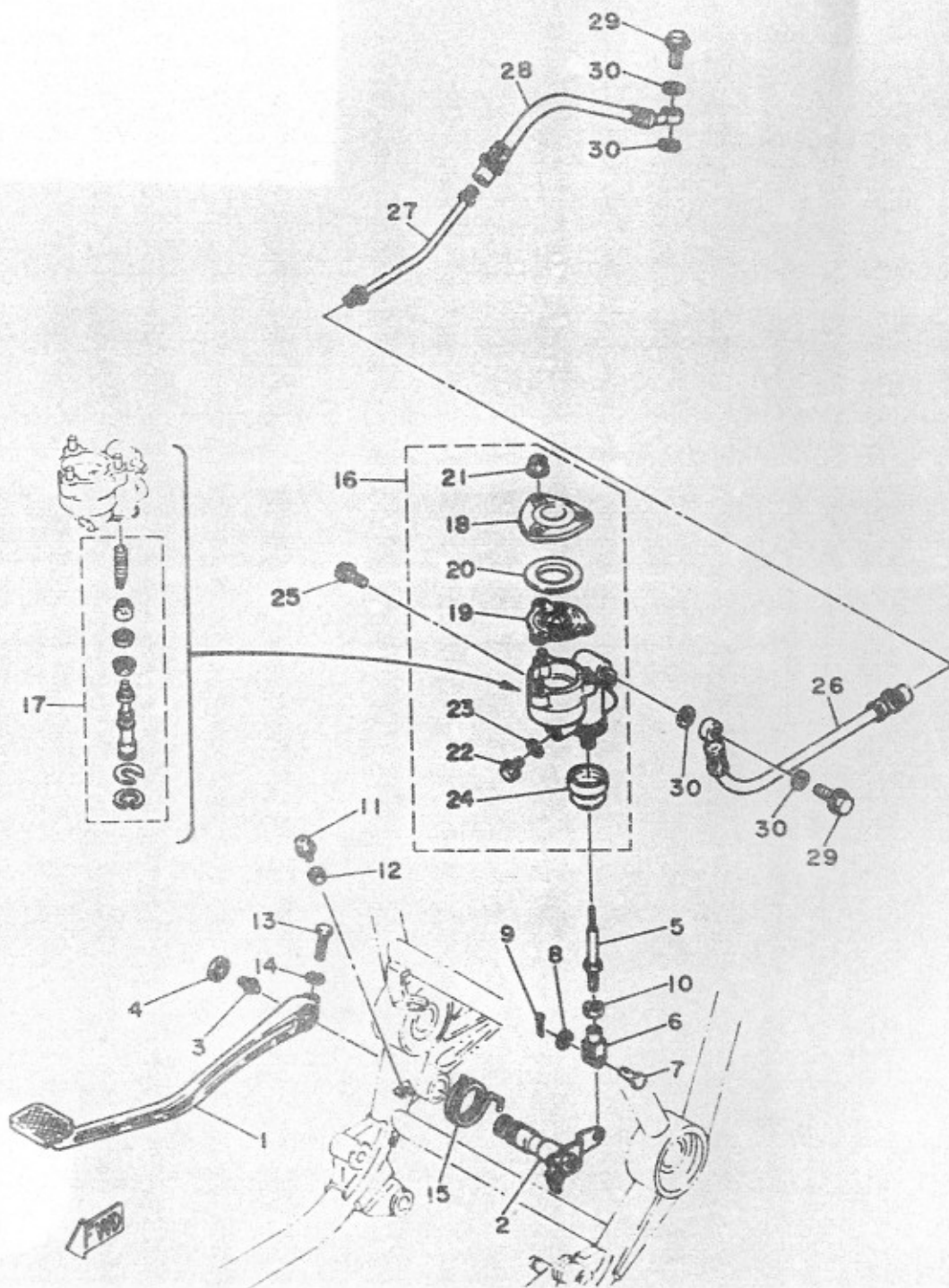
FIG. 39 STAND-FOOTREST



REF. NO.	PART NO.	DESCRIPTION	Q'TY
29	95301-10700	NUT	1
30	90506-26124	SPRING, tension	1
31	1T5-27315-00	LINK, side stand	1
32	2H9-27352-00	HOOK, side stand	1
33	2H9-27351-00	GUIDE, side stand	1
34	2H7-27314-00	STOPPER	1
35	2H9-27442-00	BRACKET 2	1
36	2H9-27443-00	BRACKET 3	1
37	90105-10108	BOLT, washer based	2
38	2H7-27414-00	DAMPER, footrest	2
39	90387-10636	COLLAR	2

FWD

FIG. 4 BRAKE



REF. NO.	PART NO.	DESCRIPTION	Q'TY
1	2H9-27211-00-93	PEDAL, brake	1
2	2H9-27212-00	SHAFT, brake Pedal	1
3	93700-06004	NIPPLE, Grease	1
4	90480-07226	GROMMET	1
5	1J7-27231-00	ROD, brake	1
6	1J3-27222-00	JOINT	1
7	90240-08013	PIN, clevis	1
8	90201-08083	WASHER, Plate	1
9	91401-16012	PIN, cotter	1
10	95301-08700	NUT	1
11	90153-06008	SCREW, hexagon	1
12	90170-06184	NUT	1
13	90109-06468	BOLT	1
14	92901-06100	WASHER, spring	1
15	2H9-27216-00	SPRING, brake Pedal	1
16	2H7-25850-51	MASTER CYLINDER ASSY	1
17	2H7-W0042-00	•CYLINDER KIT, master	1
18	1J3-25852-52	•CAP, reservoir	1
19	1J3-25854-51	•DIAPHRAGM, reservoir	1
20	1J3-25855-51	•BUSH, diaPhragm	1
21	95701-05100	•NUT, flange	3
22	90153-10015	•SCREW, hexagon	1
23	90201-10610	•WASHER, Plate	1
24	1J3-25862-51	•BOOT, master cylinder	1
25	90105-08109	BOLT, washer based	2
26	2H7-25874-01	HOSE, brake	1
27	2H7-25871-00	PIPE, brake	1
28	2H7-25874-50	HOSE, brake	1

FIG. 4 BRAKE

REF. NO.	PART NO.	DESCRIPTION	Q'TY
29	90401-10034	BOLT, union	2
30	90201-10118	WASHER, Plate	4

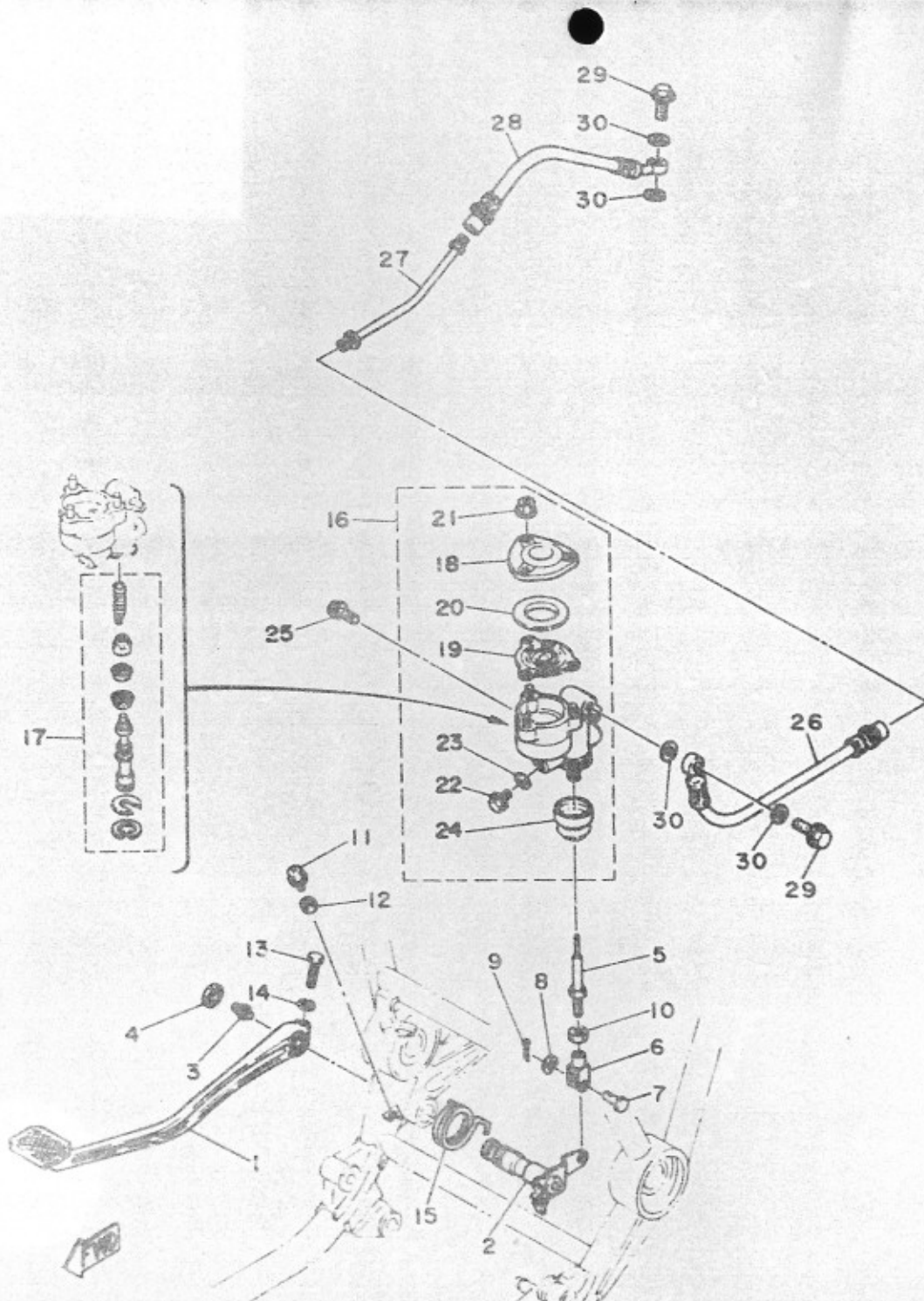
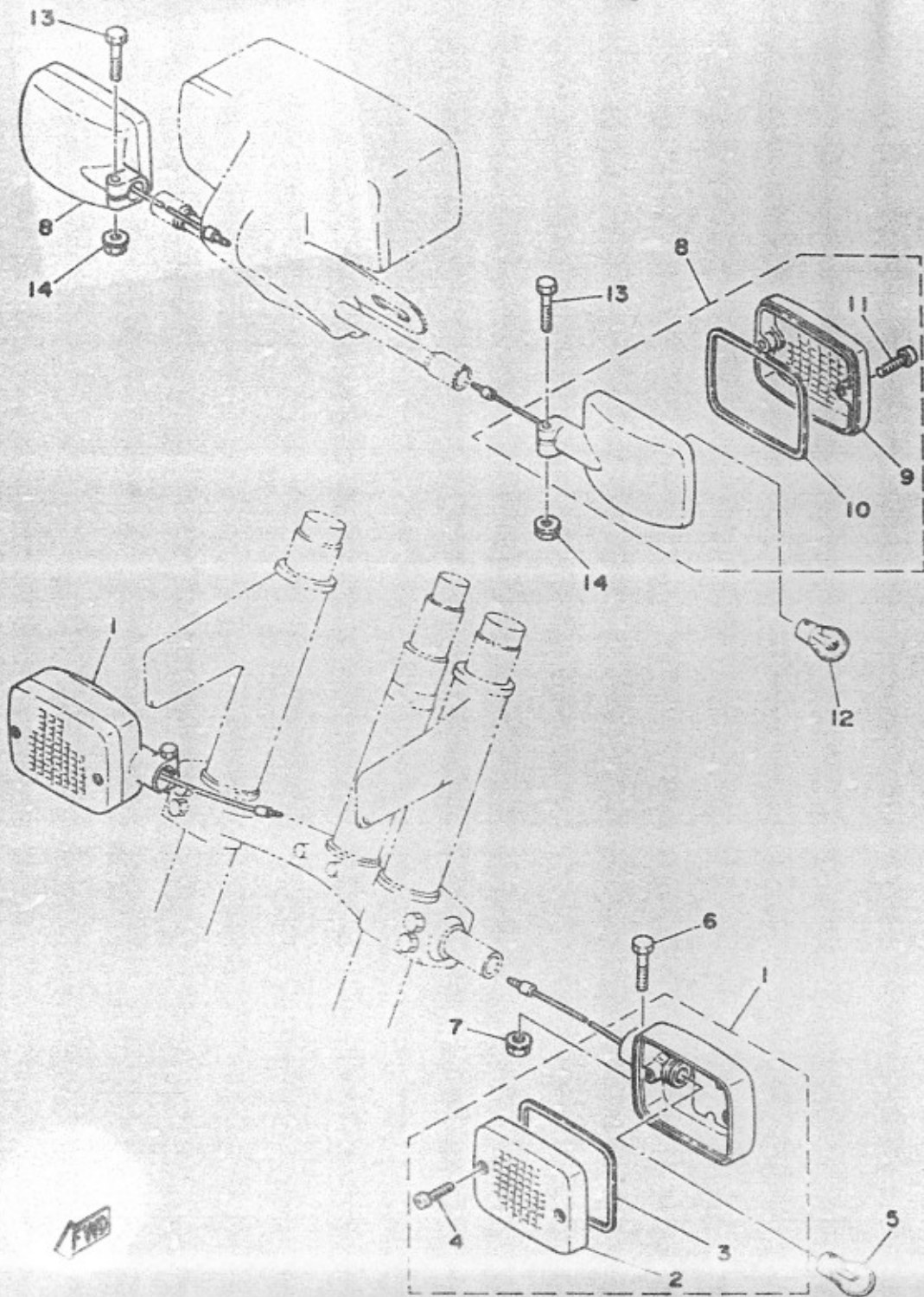
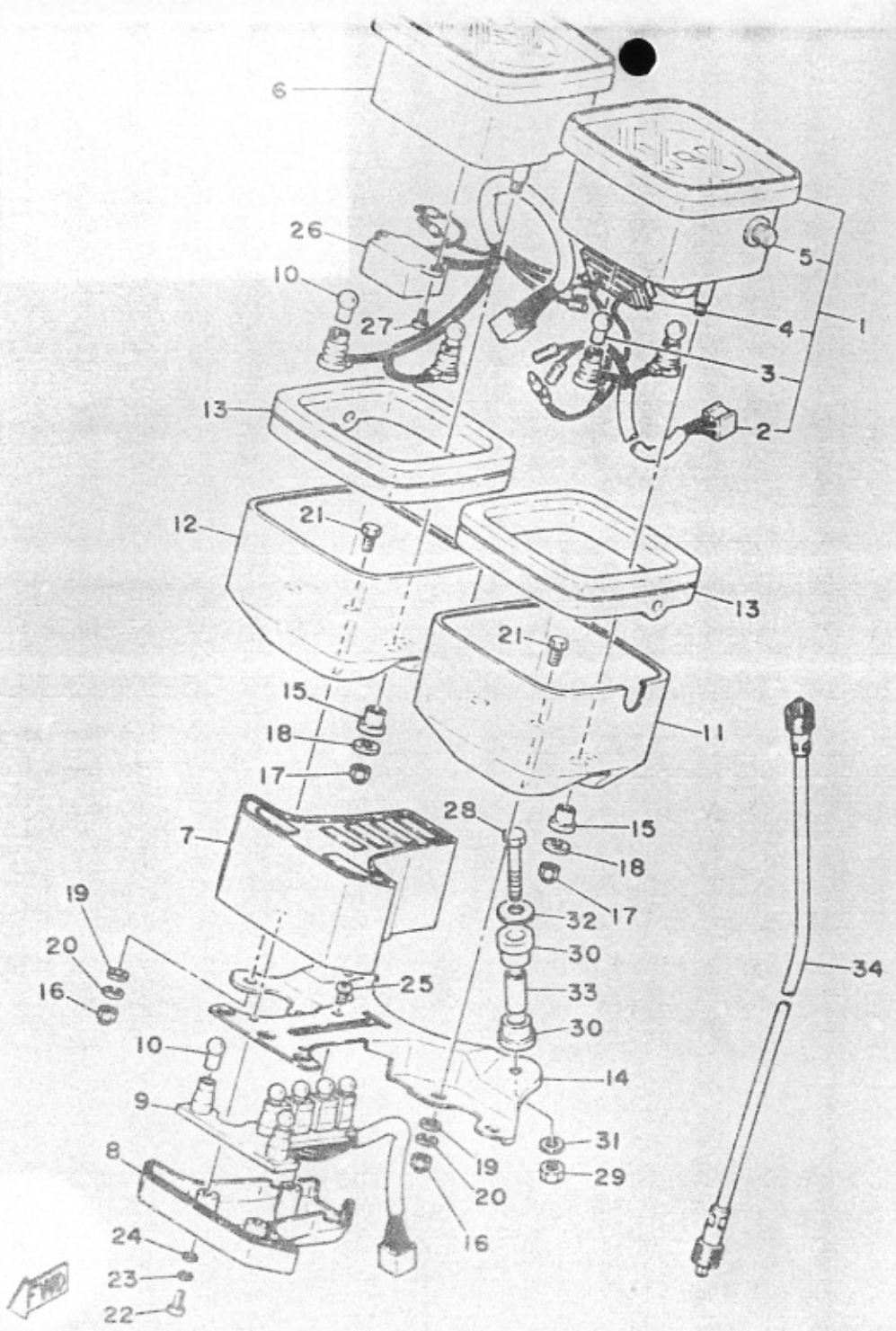


FIG. 41 FLASHER LIGHT

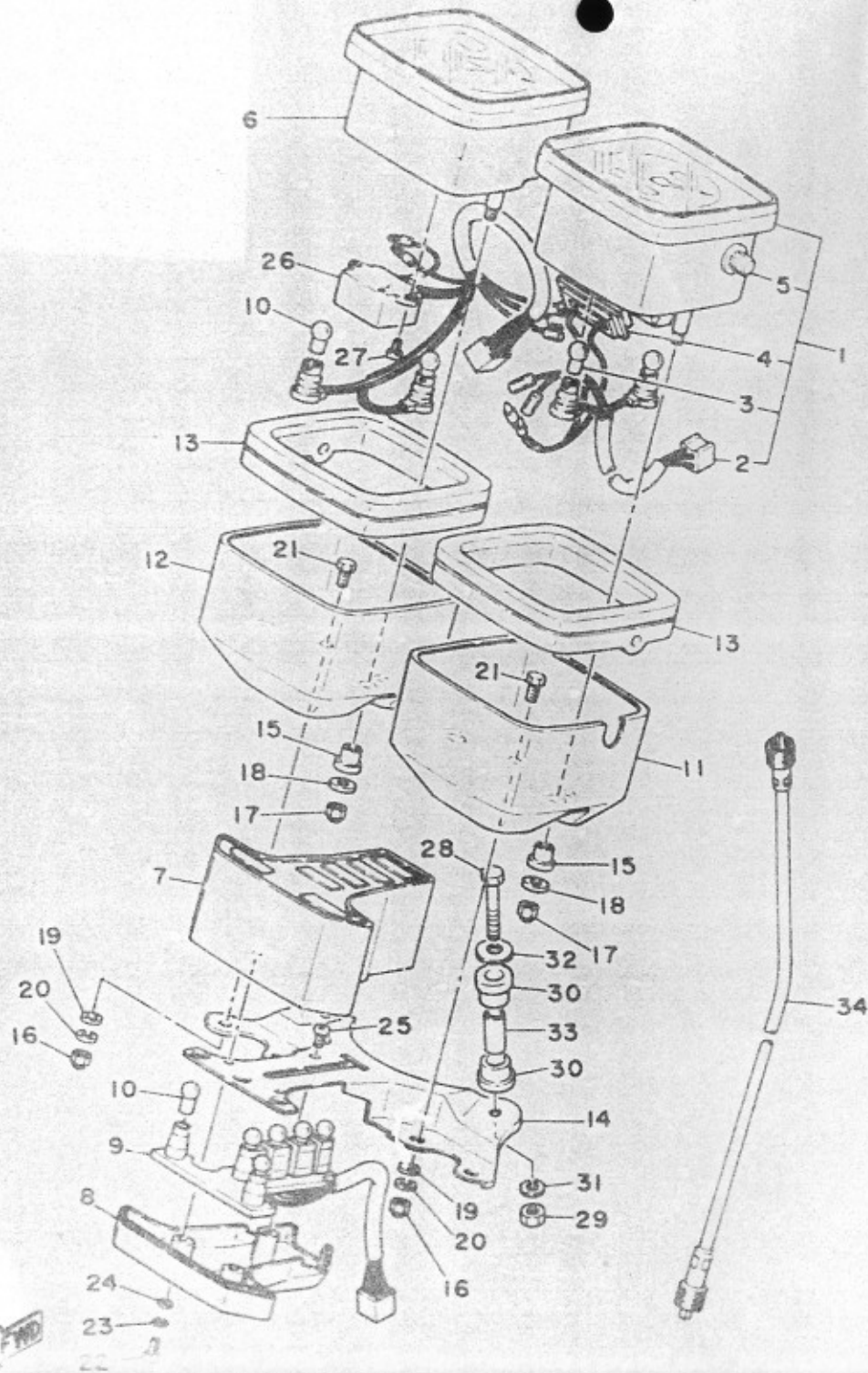


REF. NO.	PART NO.	DESCRIPTION	Q'TY	RE
1	2H9-83310-20-93	FRONT FLASHER LIGHT ASSY 1	2	chrom
2	2H7-83312-00	•LENS, flasher	1	
3	2H7-83313-00	•GASKET, flasher lens	1	
4	2H7-83333-00	•SCREW, lens fitting	2	
5	•	BULB, flasher (12V-21W)	1	LM
6	97303-06030	BOLT	2	
7	95701-06100	NUT, flange	2	
8	2H9-83330-20-93	REAR FLASHER LIGHT ASSY 1	2	chrom
9	2H9-83332-00	•LENS, flasher	1	
10	2H7-83313-00	•GASKET, flasher lens	1	
11	2H7-83333-00	•SCREW, lens fitting	2	
12	•	BULB, flasher (12V-21W)	1	LM
13	97303-06030	BOLT	2	
14	95701-06100	NUT, flange	2	



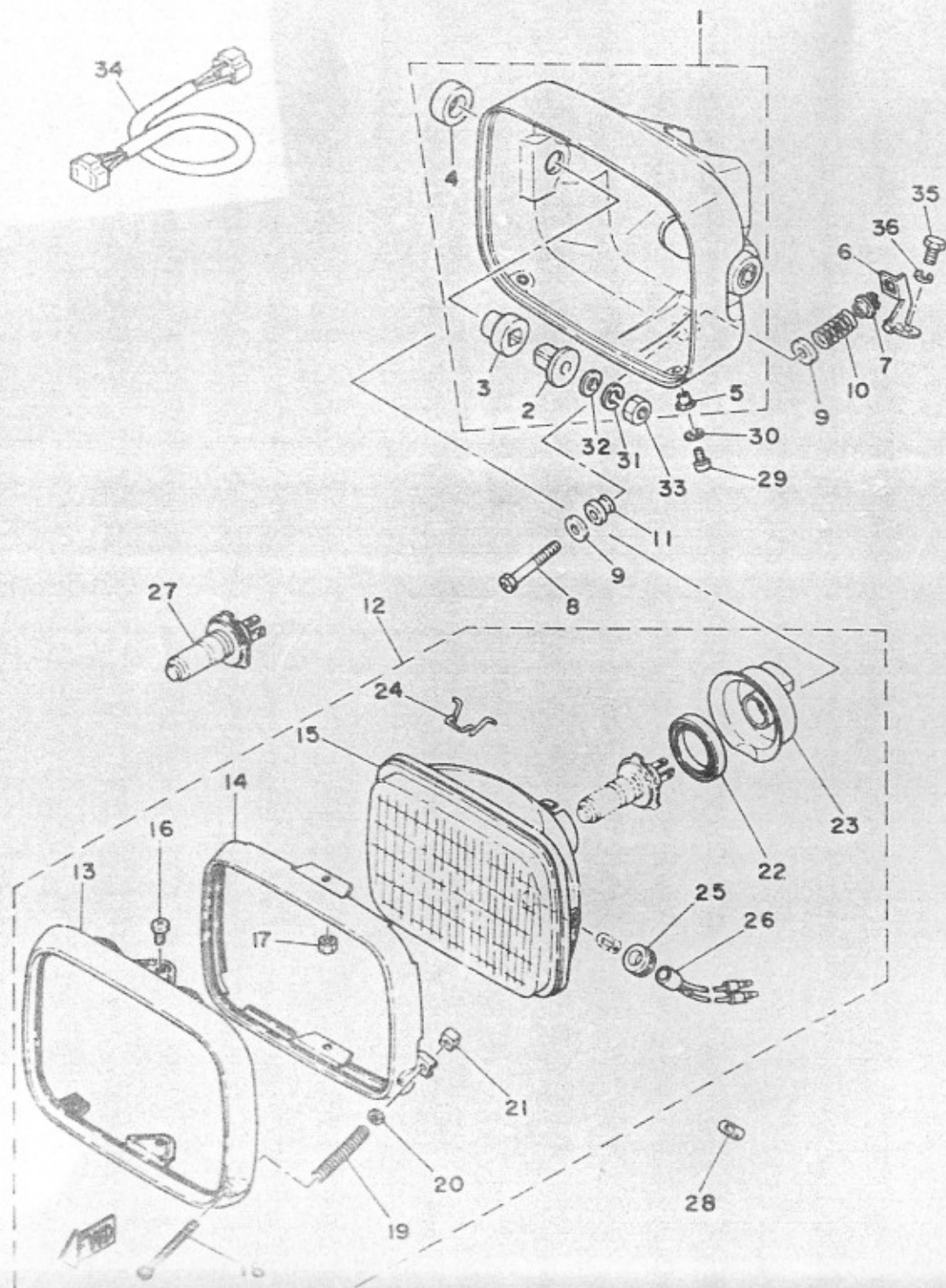
NO	PART NO.	DESCRIPTION	Q'TY.	R
1	3X0-83570-F0	SPEEDOMETER ASSY	1	
2	2H7-83536-00	•SOCKET, meter	1	
3	123-83516-21	•BULB (12V-3.4W)	2	
4	2H7-83556-00	•SENDER	1	
5	3X0-83578-00	•KNOB, trip meter	1	
6	2H9-83540-F1	TACHOMETER ASSY	1	
7	2H7-83568-00	PILOT BOX, upper	1	
8	2H7-83569-00	PILOT BOX, lower	1	
9	2H7-83509-00	SOCKET CORD ASSY	1	
10	123-83516-21	BULB (12V-3.4W)	6	
11	3X0-83507-00	COVER, speedometer	1	
12	2H7-83508-00	COVER, tachometer	1	
13	3X0-83513-00	DAMPER	2	
14	2H7-83519-00	BRACKET, meter	1	
15	584-83523-00	DAMPER	4	
16	95301-06800	NUT, crown	4	
17	95301-05800	NUT, crown	4	
18	90201-05031	WASHER, Plate	4	
19	92901-06200	WASHER, Plain	4	
20	92901-06100	WASHER, sPring	4	
21	584-83546-00	BOLT	4	
22	98506-04016	SCREW, Pan head	2	
23	92906-04100	WASHER, sPring	2	
24	92906-04600	WASHER, Plate	2	
25	98501-05010	SCREW, Pan head	1	
26	2H7-85755-00	REGULATOR, fuel meter	1	
27	98501-03008	SCREW, Pan head	2	

FIG. 42 SPEEDOMETER-TACHOMETER

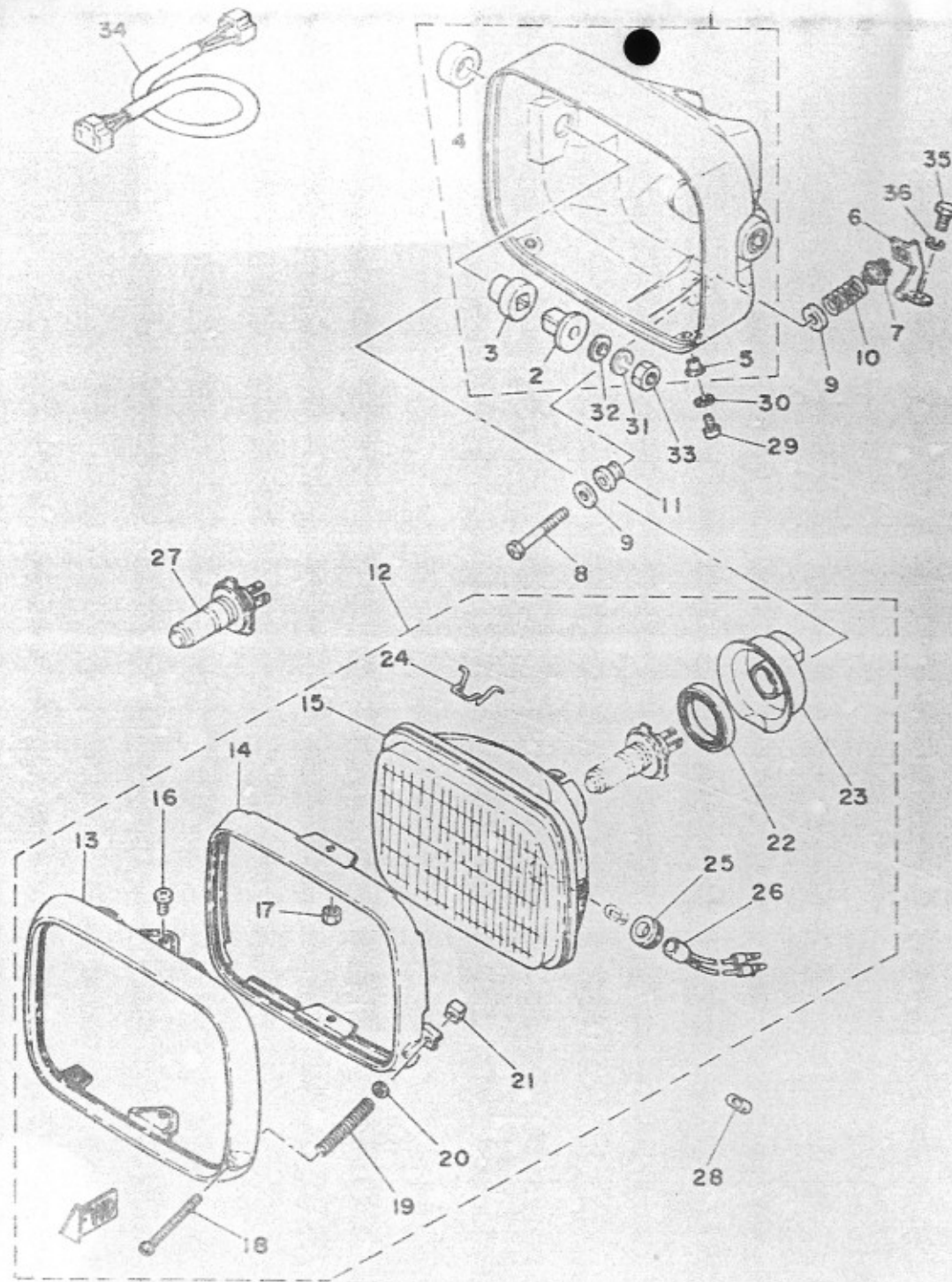


REF. NO.	PART NO.	DESCRIPTION	Q'TY	RE
28	97306-06040	BOLT	2	
29	95301-06600	NUT	2	
30	584-83541-00	DAMPER	4	
31	92901-06100	WASHER, sPring	2	
32	90201-06067	WASHER, Plate	2	
33	90387-06249	COLLAR	2	
34	2H7-83550-00	SPEEDOMETER CABLE ASSY	1	

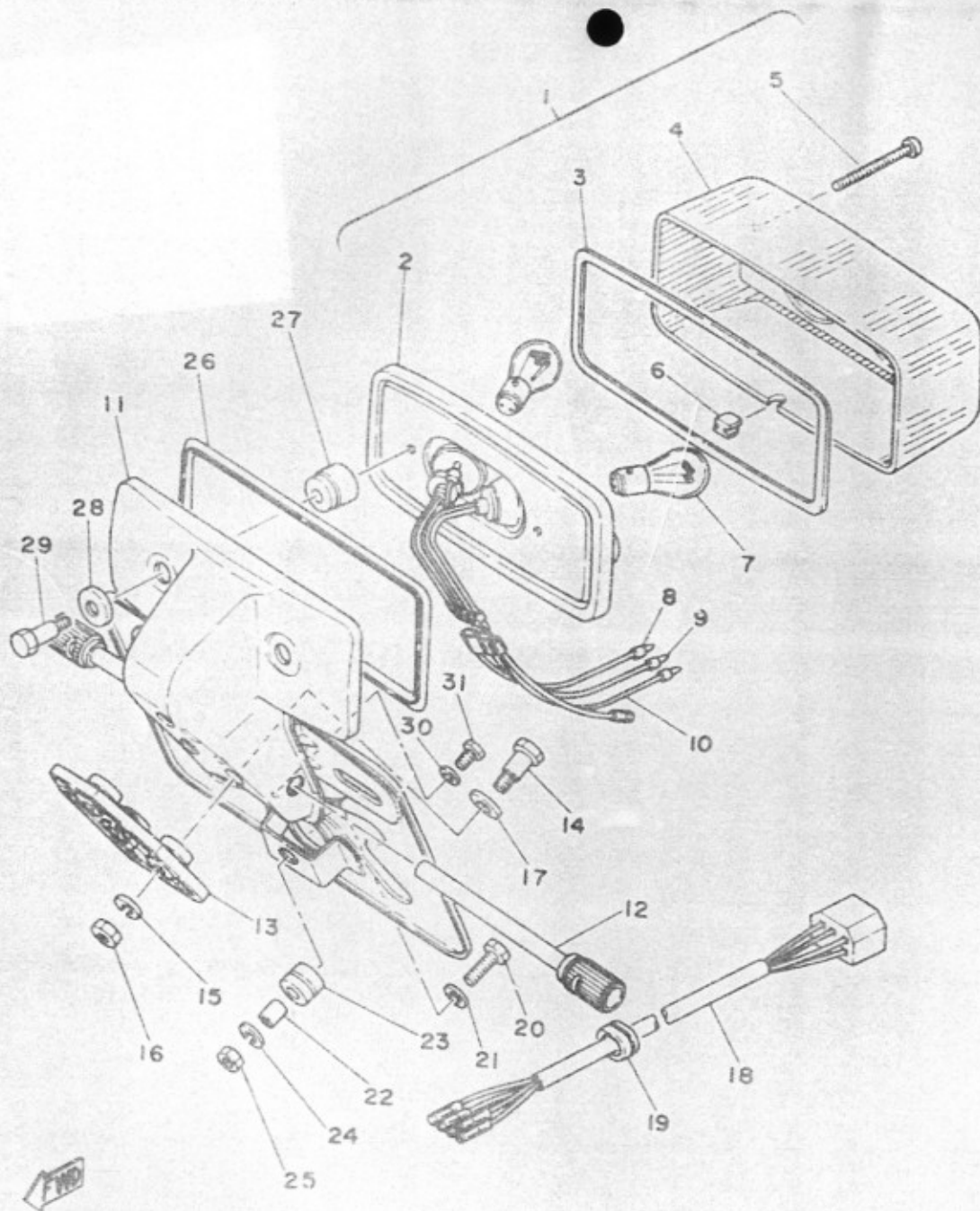
FIG. 4 HEADLIGHT



REF. NO.	PART NO.	DESCRIPTION	Q'TY
1	2H7-84330-00-98	BODY ASSY	1 10
2	2H7-84338-00	•COLLAR, body fitting	2
3	2H7-84366-00	•DAMPER, headlight 1	2
4	2H7-84367-00	•DAMPER, headlight 2	2
5	1L9-84338-60	•COLLAR, body fitting	2
6	2H7-84318-00	STAY, headlight 1	1
7	2H7-84334-00	NUT, adjusting	1
8	2H7-84337-00	BOLT, special	1
9	2H7-84327-00	HASHER, special	2
10	2H7-84335-00	SPRING	1
11	2H7-84354-00	GROMMET	1
12	2H9-84303-G1	HEADLIGHT UNIT ASSY	1
13	2H9-84315-00	•RIM, headlight	1
14	2H9-84395-00	•RING, retaining	1
15	2H9-84320-G1	•LENS ASSY	1
16	98501-05012	•SCREW, Pan head	2
17	2H9-84326-00	•NUT	2
18	1L9-84331-60	•SCREW, rim adjusting	1
19	1L9-84332-60	•SPRING, screw	1
20	92901-04600	•WASHER, Plate	1
21	1L9-84334-60	•NUT, adjusting	1
22	2H9-84371-00	•HOLDER, bulb	1
23	2H9-84397-00	•COVER, socket	1
24	2H9-84324-00	•SPRING, reflector	4
25	1L9-84354-00	•GROMMET	1
26	1L9-84340-00	•SOCKET CORD ASSY 1	1
27	•	BULB, headlight (12V-60/55W)	1
28	•	BULB (12V-4W)	1

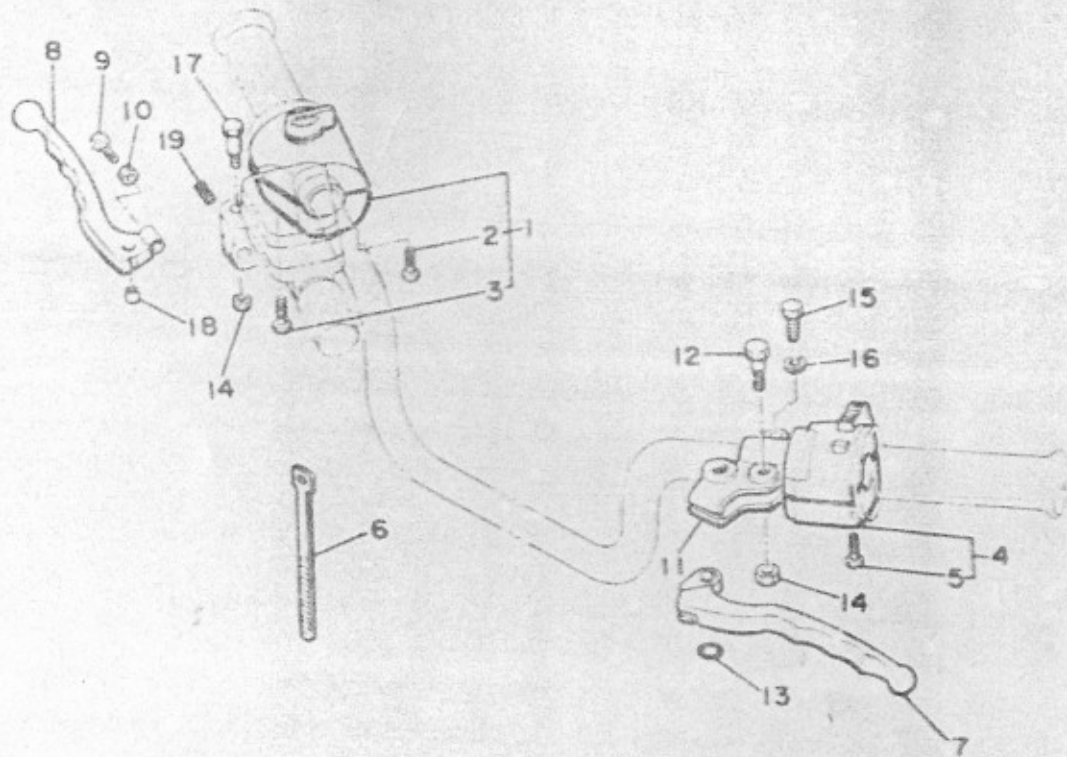


NO.	PART NO.	DESCRIPTION	QTY
29	98503-05015	SCREW, Pan head	2
30	92901-05100	WASHER, sPring	2
31	92901-08100	WASHER, sPring	2
32	92901-08200	WASHER, Plain	2
33	95301-08600	NUT	2
34	2H7-84359-00	CORD, headlight	1
35	97301-06016	BOLT	1
36	92901-06100	WASHER, sPring	1



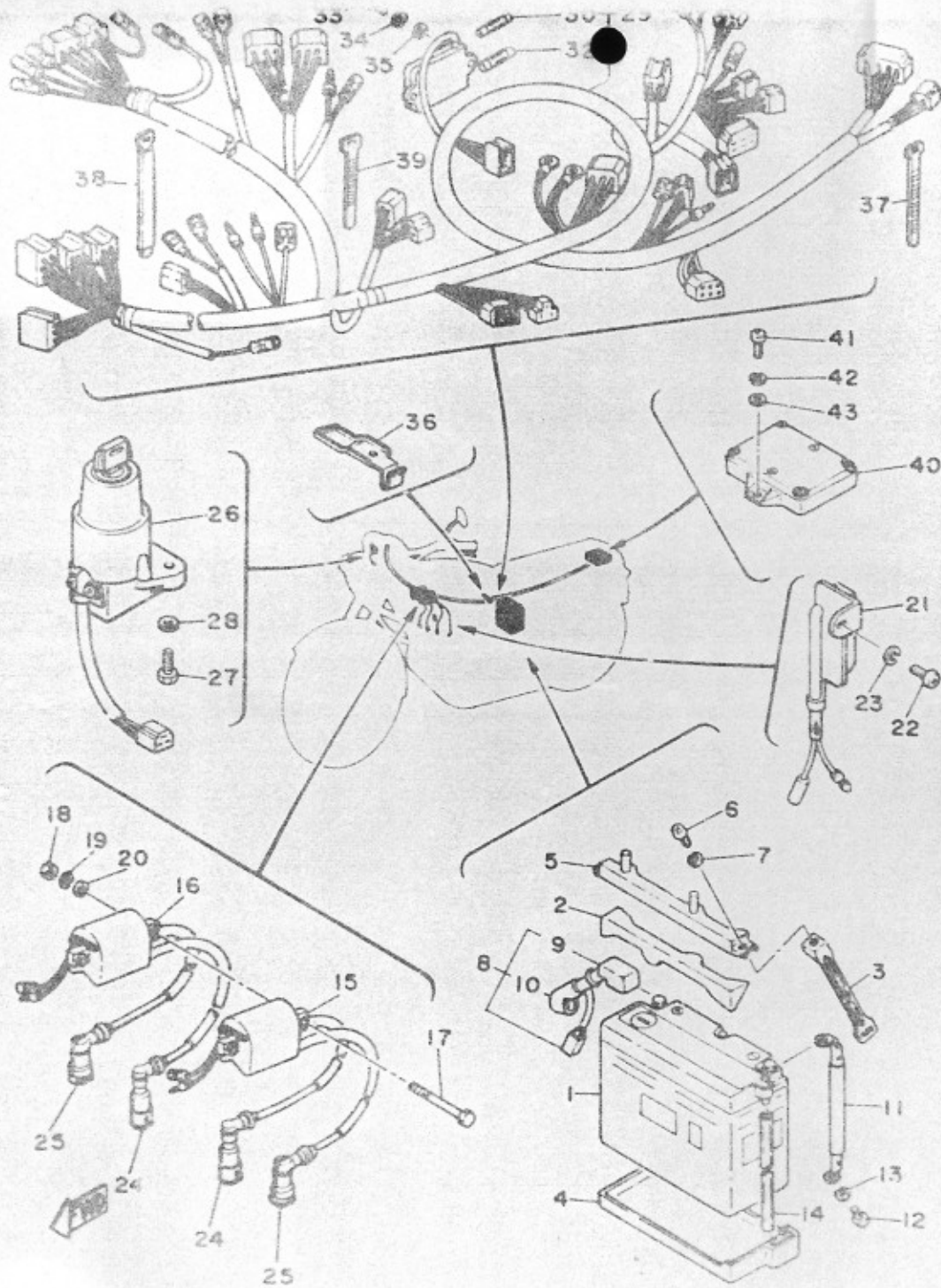
NO.	QTY	NO.	DESCRIPTION	QTY
1	1	1A2-84710-40	TAILLIGHT UNIT ASSY	1
2	1	1A2-84711-40	•BASE, taillight	1
3	1	1A0-84723-60	•GASKET, tail lens	1
4	1	1A2-84721-40	•LENS, taillight	1
5	2	1A0-84724-60	•SCREW, lens fitting	2
6	1	1A2-84718-40	•GROMMET	1
7	2	•	BULB (12V-21/5W)	2
8	1	2H7-84717-10	WIRE, lead	1
9	1	2H7-84717-20	WIRE, lead	1
10	1	2H7-84717-30	WIRE, earth lead	1
11	1	2H9-84751-40-93	BRACKET, licence	1
12	2	2H9-83318-00	STAY, flasher 1	2
13	1	2H7-84736-00	DAMPER, tail	1
14	3	90109-06021	BOLT	3
15	3	92901-06100	WASHER, sPring	3
16	3	95301-06600	NUT	3
17	3	92901-08200	WASHER, Plain	3
18	1	2H7-84717-00	CORD, taillight	1
19	1	90480-15061	GROMMET	1
20	1	97301-06025	BOLT	1
21	1	90201-06067	WASHER, Plate	1
22	1	90387-07390	COLLAR	1
23	1	90480-14102	GROMMET	1
24	1	92901-06100	WASHER, sPring	1
25	1	95301-06600	NUT	1
26	1	2H7-84742-00	SEAT, base	1
27	2	2H7-84753-00	DAMPER, tail lamp	2
28	2	2H7-84754-00	WASHER, sPerial	2
29	2	2H7-84752-00	BOLT, fitting	2
30	2	92901-06600	WASHER, Plate	2
31	2	97301-06014	BOLT, hexagon	2

FIG. 45 HANDLE SWITCH-LEVER



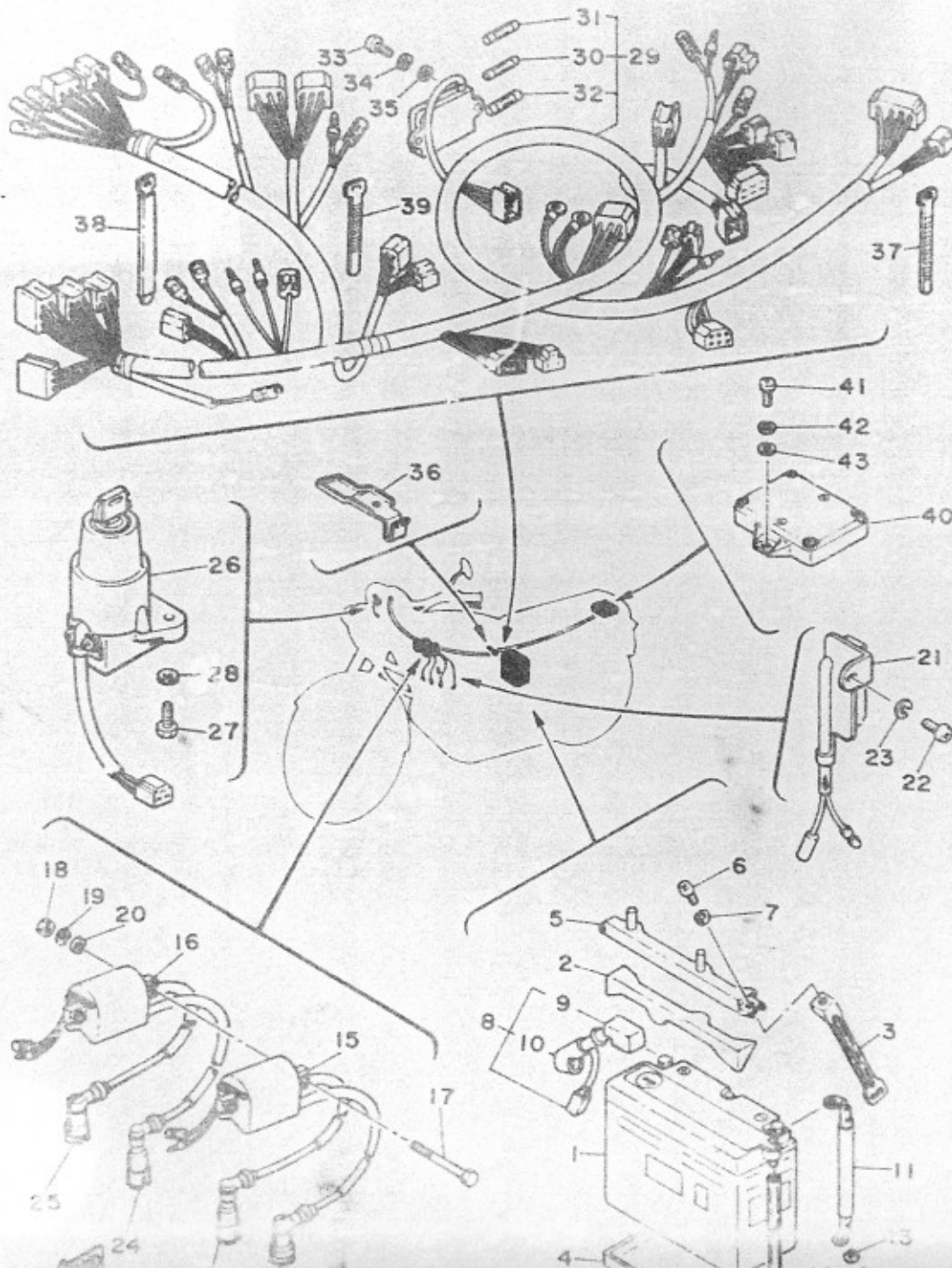
REF. NO.	PART NO.	DESCRIPTION	Q'TY
1	2H9-83963-00-98	SWITCH, handle 3	1 low
2	98501-05030	•SCREW, Pan head	1
3	98501-05040	•SCREW, Pan head	1
4	1T5-83972-00-98	SWITCH, handle 4	1 low
5	98501-05030	•SCREW, Pan head	2
6	437-83936-00	BAND, switch cord	2
7	2H7-83912-00	LEVER 1	1
8	2H7-83922-00	LEVER 2	1
9	90149-06131	SCREW	1
10	90170-06010	NUT	1
11	341-82911-00	HOLDER, lever 1	1
12	2H7-83945-00	BOLT, lever	1
13	93210-11368	O-RING	1
14	95601-06100	NUT, u	2
15	97303-06022	BOLT	1
16	92903-06100	WASHER, sPring	1
17	90109-06465	BOLT	1
18	90386-08094	BUSH	1
19	90501-10510	SPRING, compression	1

FIG

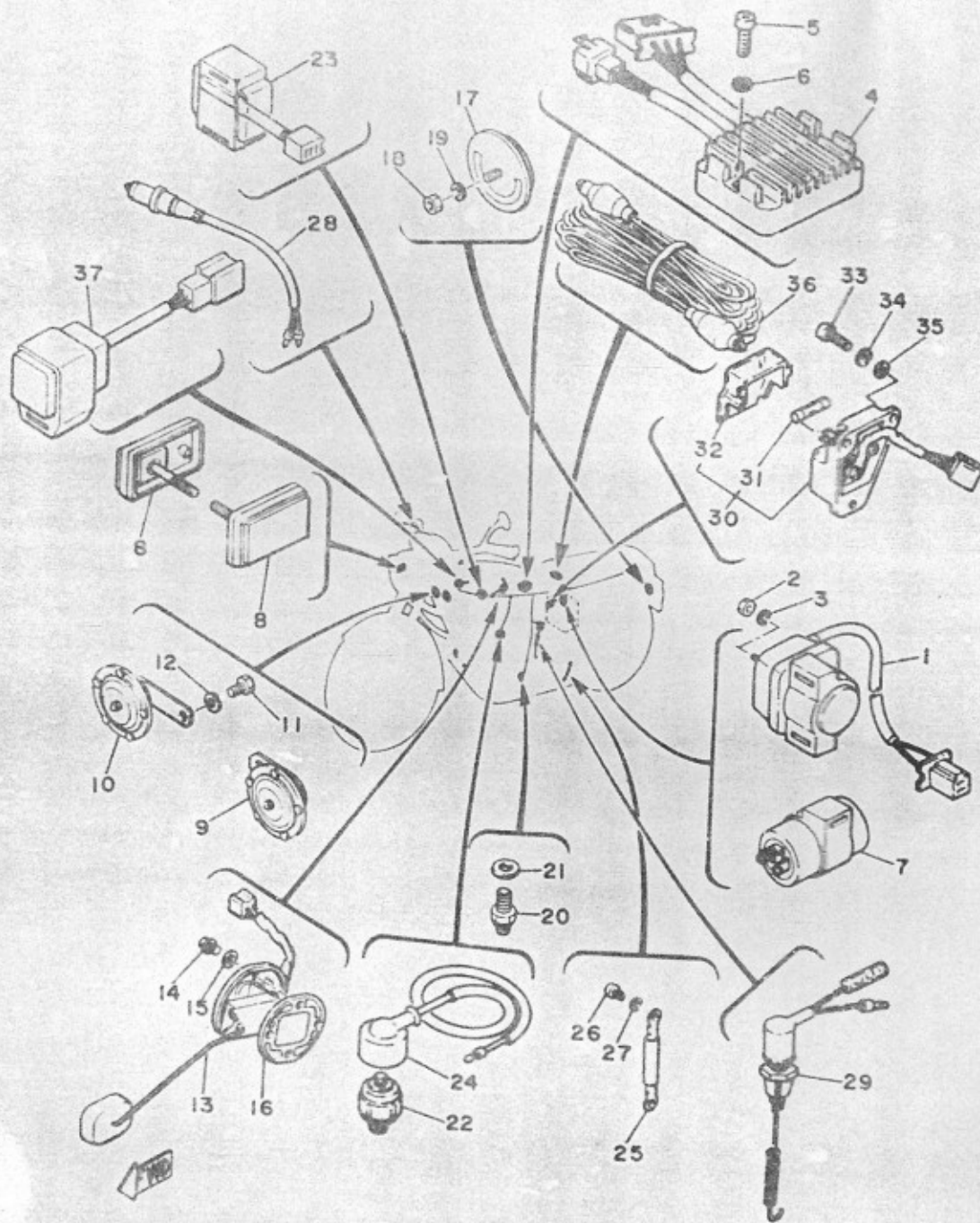


1	2H8-82370-10-61	BATTERY ASSY (G.S. GM18Z-3A)	1
2	2H7-82121-00	PAD, battery	1
3	2H7-82124-00	BAND, battery	1
4	2H7-82122-00	SEAT, battery	1
5	2H7-82136-00	PLATE, battery fitting	1
6	97301-06018	BOLT	1
7	92901-06100	WASHER, sPring	1
8	2H7-82115-00	WIRE, Plus lead	1
9	1J7-82119-00	COVER, lead wire	1
10	2H7-82119-00	COVER, lead wire	1
11	2H7-82116-00	WIRE, minus lead	1
12	92501-06012	SCREW, Pan head	1
13	92901-06100	WASHER, sPring	1
14	90445-08336	HOSE	1
15	2H7-82310-60	IGNITION COIL ASSY	1
16	2H7-82320-60	IGNITION COIL ASSY	1
17	97301-06085	BOLT	2
18	95301-06600	NUT	2
19	92901-06100	WASHER, sPring	2
20	92901-06200	WASHER, Plain	2
21	2H7-85370-01	RESISTOR ASSY	1
22	92501-06012	SCREW, Pan head	1
23	92901-06100	WASHER, sPring	1
24	1J7-82370-10	PLUG CAP ASSY	2
25	2H8-82370-10	PLUG CAP ASSY	2
26	2H9-82508-W0	MAIN SWITCH ASSY	1
27	97301-06015	BOLT	2
28	92902-06600	WASHER	2

FIG. 46 ELECTRICAL 1



REF. NO.	PART NO.	DESCRIPTION	Q'TY
29	3X0-82590-10	WIRE HARNESS ASSY	1
30	1A0-82151-00	•FUSE (12V-10A)	2
31	1A0-82161-00	•FUSE (12V-20A)	1
32	2H7-82151-00	•FUSE (12V-30A)	1
33	98501-05016	SCREW, Pan head	2
34	92901-05100	WASHER, sPrinG	2
35	92901-05600	WASHER, Plate	2
36	90465-10133	CLAMP	1
37	447-82591-00	BAND	3
38	341-26397-01	BAND	3
39	435-13474-00	BAND	1
40	2H7-82305-10	IGNITOR UNIT ASSY	1
41	92501-06018	SCREW, Pan head	2
42	92901-06100	WASHER, sPrinG	2
43	92901-06600	WASHER, Plate	2



REF. NO.	PART NO.	DESCRIPTION	Q'TY
1	1J7-81940-10	STARTER SWITCH ASSY	1
2	95301-06700	NUT	2
3	92901-06100	WASHER, sPrinG	2
4	1T4-81960-92	RECTIFIER & REGULATOR ASSY	1
5	92501-08030	SCREW, Pan head	2
6	92901-06100	WASHER, sPrinG	2
7	1E7-83350-40	FLASHER RELAY ASSY	1
8	2H9-85118-00	PANEL, side	2
9	2H9-83371-20	HORN	1
10	2H9-83371-30	HORN	1
11	97301-08014	BOLT	2
12	92901-08100	WASHER, sPrinG	2
13	2H7-85752-00	SENDER UNIT ASSY, fuel meter	1
14	95801-06014	BOLT, flange	4
15	902C2-06010	WASHER, Plate	4
16	2H7-85753-00	GASKET, sender unit	1
17	449-85131-01	REFLECTOR, rear 1	1
18	95301-05600	NUT	1
19	92901-05100	WASHER, sPrinG	1
20	2H7-82540-00	NEUTRAL SWITCH ASSY	1
21	90430-10148	GASKET	1
22	341-82504-02	OIL PRESSURE SWITCH ASSY	1
23	2H7-82576-00	EMERGENCY STOP SWITCH ASSY	1
24	2H7-82507-00	WIRE, lead	1
25	2H7-82519-00	WIRE, earth lead	1
26	92501-06012	SCREW, Pan head	1
27	92901-06100	WASHER, sPrinG	1
28	1A0-83980-30	FRONT STOP SWITCH ASSY	1

XS1100 VACUUM ADVANCE

Some customers may be complaining of a knocking noise in their XS1100s. This noise is a mild form of detonation that occurs at partial-throttle cruise usually around 3800~4000 rpm. This particular knock is unlike detonation noises you may be familiar with. It sounds like mechanical rattling and can easily be mistaken for rod knock, primary damper knock, or other serious mechanical knock.

AFFECTED MODELS

All XS1100G, XS1100SG, and XS1100LG
All XS1100H, XS1100SH, and XS1100LH

The particular form of detonation that occurs in some XS1100s is minor and does not harm the engine. The problem is that this detonation produces an audible knock that can irritate your customers. This knock can be especially annoying if the motorcycle has a fairing mounted on it. The fairing bounces the noise back to the rider so the noise sounds louder than it really is.

If a customer complains of this knocking noise, identify the noise for him and explain that there is nothing mechanically wrong with the motorcycle. Offer to install an optional vacuum advance unit. This optional unit alters the vacuum advance characteristics of the ignition system, thus helping reduce the detonation in many instances. Explain that this unit will be installed at the customer's expense, and be sure he understands what the unit will and will not do. Since detonation is caused by a number of factors (poor quality fuels, various riding styles and loads, etc.), this vacuum advance unit will not eliminate all noises in the motorcycle. It will, however, reduce the incidences of knock in the affected models.

The optional vacuum advance unit can be ordered from your Yamaha Parts Distributors Inc. warehouse. Be sure to check the timing at idle after installing an optional vacuum advance unit on any affected model. Reset the timing as required.

PARTS INFORMATION

PART NUMBER	DESCRIPTION	DEALER COST
3H5-81683-09-00	Vacuum Advance Unit	\$6.30

WARRANTY

There is no warranty allowance for this procedure.

1980 ~ 1983 4-STROKE MODELS PILOT SCREW COMPONENTS AND BLIND PLUG

Part numbers for pilot screw components and blind plugs are listed here for the 1980 through 1983 model years. These parts may be ordered

from Yamaha Parts Distributors shown.

XJ1100J; XS1100G, LG, SG, H, LH, SH; XS650G, SG, H, SH, SJ, SK; XT550G, H; XS
SR250G, H, J

DESCRIPTION	PART NUMBER
Pilot Screw Kit	NA
Pilot Screw	3L1-14923-00-00
O-ring	3H1-11147-00-00
Washer	3H1-14962-00-00
Spring	3F7-14134-00-00
Blind Plug	3F9-14118-00-00